

1 ADOPTED: 11/21/17
2 EFFECTIVE: 12/23/17

3
4
5 SNOHOMISH COUNTY COUNCIL
6 SNOHOMISH COUNTY, WASHINGTON

7
8 AMENDED ORDINANCE NO. 17-079

9
10 RELATING TO THE GROWTH MANAGEMENT ACT, ADOPTING THE 2018-2023
11 CAPITAL IMPROVEMENT PROGRAM AS PART OF THE SNOHOMISH COUNTY
12 CAPITAL FACILITIES PLAN

13
14 WHEREAS, the Growth Management Act (GMA), chapter 36.70A RCW, requires counties to
15 adopt, as part of a GMA comprehensive plan (“GMACP”), a capital facilities element that includes a
16 six-year plan providing for the financing of capital facilities within projected funding capacities and
17 clearly identifying sources of public money for such purposes; and

18
19 WHEREAS, Snohomish County (the “County”) addresses this requirement by annually
20 adopting a capital improvement program as an adjunct to its annual budget; and

21
22 WHEREAS, GMA Goal 12, RCW 36.70A.020(12), regarding public facilities and services,
23 addresses the need to ensure the adequacy of public facilities and services to serve the
24 development at the time the development is available for occupancy and without decreasing the
25 current levels of service below locally established minimum standards; and

26
27 WHEREAS, RCW 36.70A.130(2)(a)(iv) allows the County to amend the GMACP more
28 frequently than once per year if the amendment is to the capital facilities element and occurs
29 concurrently with the adoption or amendment of the County’s budget; and

30
31 WHEREAS, GMACP - General Policy Plan (GPP) Capital Facilities Objective 1.B and
32 associated policies require the County to develop a six-year financing program for capital facilities
33 that meets the requirements of the GMA; and

34
35 WHEREAS, on June 28, 1995, the Snohomish County Council (the “County Council”) first
36 adopted a capital facilities plan as required by the GMA, the 1995-2000 Capital Plan, along with
37 other mandatory elements of Snohomish County’s GMACP; and

38
39 WHEREAS, on June 10, 2015, the County Council adopted the 2015 Comprehensive Plan
40 Update, which included reassessment and updates to the Land Use Element, Transportation
41 Element, Parks and Recreation Element, Capital Facilities Plan Element, Future Land Use Map,
42 and regulations and policies; and

43
44 WHEREAS, the 2015 Capital Facilities Plan Element (“2015 CFP”) establishes minimum level
45 of service (“LOS”) standards for those capital facilities necessary to support development and
46 provides an inventory of capital facilities and a forecast of future facility needs; and

47
48 WHEREAS, the 2015 CFP identifies the following public capital facilities as necessary to
49 support development: fire protection services, surface transportation, parks land and recreational

1 facilities, surface water management, electric power, schools, public wastewater systems, and
2 public water supply; and

3
4 WHEREAS, Snohomish County Code (SCC) 4.26.024 requires the Snohomish County
5 Executive, on an annual basis, to prepare a six-year capital improvement program for the next six
6 fiscal years pursuant to the Snohomish County Charter (the "County Charter") and the GMA; and

7
8 WHEREAS, section 6.50 of the County Charter requires the County Council to adopt a six-
9 year capital improvement program as an adjunct to the annual budget, including a balance of
10 proposed expenses and potential revenue sources; and

11
12 WHEREAS, the six-year capital improvement program is the document developed by the
13 County to detail the funding sources for County capital projects over the next six years and assess
14 whether funding sources and regulatory mechanisms are sufficient to maintain the minimum LOS
15 for those capital facilities necessary to support development; and

16
17 WHEREAS, on November 14, 2016, the County adopted the 2017-2022 Capital Improvement
18 Program by Amended Ordinance 16-094, and has adopted regular updates to the capital
19 improvement program since 1995; and

20
21 WHEREAS, pursuant to the County Charter and the SCC, the County Council will review and
22 update its six-year capital improvement program concurrently with the 2018 budget process; and

23
24 WHEREAS, on September 26, 2017, the Snohomish County Planning Commission (the
25 "Planning Commission") held a public hearing to consider the County's 2018-2023 Capital
26 Improvement Program ("2018-2023 CIP"); and

27
28 WHEREAS, on September 26, 2017, the Planning Commission sent a letter that stated that at
29 the conclusion of the public hearing, the Planning Commission voted to recommend adoption of
30 the 2018-2023 CIP; and

31
32 WHEREAS, on November 21, 2017, the County Council held a public hearing to consider the
33 Planning Commission's recommendations as well as public testimony on the 2018-2023 CIP; and

34
35 WHEREAS, the County Council considered the 2018-2023 CIP, which is attached as Exhibit
36 A, concurrently with the 2018 budget; and

37
38 WHEREAS, the County Council considered the entire hearing record including the Planning
39 Commission's recommendation and written and oral testimony submitted during the public
40 hearings;

41
42 NOW, THEREFORE, BE IT ORDAINED:

43
44 Section 1. The County Council adopts the following findings in support of this ordinance:

45
46 A. The foregoing recitals are adopted as findings as if set forth in full herein.

47
48 B. The ordinance adopts the County's 2018-2023 CIP.

1 C. The 2018-2023 CIP was developed for compliance with the following GMA requirements:
2

3 1. RCW 36.70A.070(3) "A capital facilities plan element consisting of: (a) An inventory
4 of existing capital facilities owned by public entities, showing the locations and
5 capacities of the capital facilities; (b) a forecast of the future needs for such capital
6 facilities; (c) the proposed locations and capacities of expanded or new capital
7 facilities; (d) at least a six-year plan that will finance such capital facilities within
8 projected funding capacities and clearly identifies sources of public money for such
9 purposes; and (e) a requirement to reassess the land use element if probable
10 funding falls short of meeting existing needs and to ensure that the land use
11 element, capital facilities plan element, and financing plan within the capital facilities
12 plan element are coordinated and consistent. Park and recreation facilities shall be
13 included in the capital facilities plan element." The 2018-2023 CIP includes a six-
14 year financing plan for all of the County's capital facilities. The 2018-2023 CIP also
15 assesses the adequacy of funding and regulatory mechanisms for those public
16 capital facilities necessary to support development to maintain their respective
17 minimum level of service (LOS).
18

19 2. GMA planning Goal 12 (RCW 36.70A.020(12)) "Public facilities and services.
20 Ensure that those public facilities and services necessary to support development
21 shall be adequate to serve the development at the time the development is available
22 for occupancy and use without decreasing current service levels below locally
23 established minimum standards." The 2018-2023 CIP specifies proposed funding
24 sources for the planned capital facilities and contains a "statement of assessment"
25 which addresses the need for a reassessment of land use or other comprehensive
26 plan elements if there is a projected shortfall in revenue (between 2018 and 2023)
27 that causes the LOS for a facility classified as necessary to support development to
28 fall below the minimum level identified in the capital facilities plan. The statement of
29 assessment portion of the 2018-2023 CIP finds that there are no funding shortfalls
30 or regulatory inadequacies that would affect the ability to maintain the minimum LOS
31 for those capital facilities necessary to support development.
32

33 D. The 2018-2023 CIP was developed for consistency with Puget Sound Regional Council
34 Vision 2040 Multicounty Planning Policies (MPP) including: MPP-PS-2 "Time and phase
35 services and facilities to guide growth and development in a manner that supports the
36 regional vision." The County's CFP and the 2018-2023 CIP align with the regional vision to
37 direct growth into urban areas where adequate public infrastructure and services are
38 available or can be provided in an efficient manner by establishing minimum LOS for those
39 public capital facilities necessary to support development and by ensuring that adequate
40 funding and regulatory mechanisms are in place to maintain those minimum LOS.
41

42 E. The 2018-2023 CIP was developed for consistency with Snohomish County Countywide
43 Planning Policy (CPP) PS-13 "Jurisdictions should adopt capital facilities plans, and
44 coordinate with other service providers, to provide the appropriate level of service to
45 support planned growth and development in Urban Growth Areas." The 2018-2023 CIP, a
46 component of the County's CFP, is developed through a coordinated and collaborate
47 process between the County and non-County service providers of public capital facilities
48 such as schools, water and sewer infrastructure and services, and electric power.
49

1 F. The 2018-2023 CIP was developed to comply with and implement the following County
2 directives:

- 3
- 4 1. Section 6.50 of the County Charter "...The county council in considering the budget
5 ordinance proposed by the county executive, may delete or add items, may reduce
6 or increase the proposed appropriations and may add provisions restricting the
7 expenditure of certain appropriations, provided that the county council shall adopt a
8 six (6) year capital improvement program as an adjunct to the budget, including a
9 balance of proposed expenses and potential revenue sources." The County's
10 annual capital improvement program, including the 2018-2023 CIP, is considered
11 and adopted as part of the annual budget.
12
 - 13 2. SCC 4.26.024 "The executive shall on an annual basis prepare a capital
14 improvement program for the next six fiscal years pursuant to the county charter
15 and chapter 36.70A RCW." The County's annual capital improvement programs,
16 including the 2018-2023 CIP, are developed for compliance with state and local
17 requirements, and is considered and adopted as part of the annual budget.
18
 - 19 3. GPP Objective CF 1.B "Develop a six-year financing program for capital facilities
20 that meets the requirements of the GMA, achieves the county's levels-of-service
21 objectives for county roads and is within its financial capabilities to carry out." The
22 2018-2023 CIP contains: 1) an adequate financing plan for all County capital
23 facilities, including those necessary to support development, 2) the minimum LOS
24 for those capital facilities necessary to support development, including roads and
25 transit, and 3) a statement of assessment that finds adequate funding and
26 regulatory mechanisms in place to maintain the minimum LOS for those capital
27 facilities necessary to support development.
28

29 G. The 2018-2023 CIP will comply with and implement the following goals, objectives, and
30 policies of the GPP because it is developed in coordination with other providers of public
31 capital facilities and it provides: 1) a six-year financing plan for all County and non-County
32 capital facilities that identifies the funding sources, projects, and schedule, and 2) an
33 assessment of the adequacy of funding and regulatory mechanisms for those public capital
34 facilities necessary to support development to maintain their established minimum LOS:

- 35
- 36 1. TR Policy 7.A.5 "A locally and regionally coordinated six-year program shall be
37 prepared that finances transportation improvements within projected funding levels
38 and clearly identifies sources of public money."
39
 - 40 2. PR Policy 3.A.1 "Apply a level-of-service method to: monitor the level-of-service of
41 park facilities necessary to support development; identify priority parks projects that
42 are necessary to support development; and provide a basis for collecting and
43 allocating park impact mitigation fees."
44
 - 45 3. Objective CF 6.A "Update the six-year CIP to include a capital program to efficiently
46 provide quality work space for existing and projected future staffing levels through
47 the year 2035."
48

- 1 4. CF Policy 1.B.1 “The county shall prepare and adopt, a six-year capital
2 improvement program (pursuant to County Charter) that identifies projects, outlines
3 a schedule, and designates realistic funding sources for all county capital projects.”
4
- 5 5. Goal CF 9 “Coordinate with non-county facility providers such as cities and special
6 purpose districts to support the future land use pattern indicated by this plan.”
7
- 8 6. Objective CF 10.A “Assist school districts in developing capital facilities plans that
9 clearly depict levels of service and how they will serve existing and projected
10 student enrollments.”
11
- 12 7. Goal CF 11 “Water supply systems shall provide sufficient fire flow, as established
13 by county development regulations, in order to provide protection at a level of
14 service commensurate with the planned intensity of future development adopted in
15 the comprehensive plan.”
16
- 17 8. Goal UT 2 “Work with provider agencies of Snohomish County to help ensure the
18 availability of a reliable, high quality water supply for all households and businesses
19 within the county in a manner that is consistent with the comprehensive plan and
20 protection of the natural environment.”
21
- 22 9. Goal UT 3 “Work with cities and special districts to produce coordinated wastewater
23 system plans for both incorporated and unincorporated areas within UGAs that are
24 consistent with the land use element and city plans.”
25
- 26 10. Goal UT 4 “Assist electric utility providers in fulfilling their public service obligations
27 through planning for adequate system capacity to accommodate forecasted growth
28 in a manner that is consistent with the comprehensive plan and protection of the
29 natural environment.”
30

31 H. Procedural requirements.

- 32
- 33 1. The proposal is a Type 3 legislative action pursuant to SCC 30.73.010.
34
- 35 2. The environmental impacts of this proposal are within the range of impacts analyzed
36 by the draft environmental impact statement (DEIS) and final environmental impact
37 statement (FEIS) during the update to the GMACP in 2015. No new probable
38 significant adverse environmental impacts from this ordinance have been identified.
39 Therefore, State Environmental Policy Act (SEPA) requirements with respect to this
40 non-project action have been met through issuance on September 1, 2017, of
41 Addendum No. 12 to the FEIS for the 2015 Comprehensive Plan Update.
42
- 43 3. Pursuant to RCW 36.70A.106(1), a notice of intent to adopt this ordinance was
44 transmitted to the Washington State Department of Commerce (“Commerce”) for
45 distribution to state agencies on August 23, 2017.
46
- 47 4. The public participation process used in the adoption of this ordinance has complied
48 with all applicable requirements of the GMA and the SCC.
49

1 5. The Washington State Attorney General last issued an advisory memorandum, as
2 required by RCW 36.70A.370, in December of 2015 entitled “Advisory
3 Memorandum: Avoiding Unconstitutional Takings of Private Property” to help local
4 governments avoid the unconstitutional taking of private property. The process
5 outlined in the State Attorney General’s 2015 advisory memorandum was used by
6 Snohomish County in objectively evaluating the regulatory changes proposed by
7 this ordinance.
8

9 I. This ordinance is consistent with the record as set forth in PDS staff reports relating to this
10 proposal dated August 8, 2017, and September 12, 2017.
11

12 Section 2. The County Council makes the following conclusions:
13

- 14 A. The 2018-2023 CIP is consistent with and complies with the procedural and substantive
15 requirements of the GMA.
- 16
- 17 B. The 2018-2023 CIP is consistent with and implements the MPPs, CPPs, and GPP.
18
- 19 C. All SEPA requirements with respect to this non-project action have been satisfied.
20
- 21 D. This proposal does not result in an unconstitutional taking of private property for a public
22 purpose and does not violate substantive due process guarantees.
23

24 Section 3. The County Council bases its findings and conclusions on the entire record of the
25 Planning Commission and the County Council, including all testimony and exhibits. Any finding
26 which should be deemed a conclusion, and any conclusion which should be deemed a finding, is
27 hereby adopted as such.
28

29 Section 4. The 2018-2023 CIP, attached hereto as Exhibit A and incorporated by reference to this
30 ordinance, is hereby adopted as the six-year capital improvement program required by the GMA,
31 County Charter, MPPs, CPPs, SCC, and GPP based on the foregoing findings of fact and
32 conclusions.
33


34 Section 5. The 2018-2023 CIP adopted by this ordinance supersedes all other County capital
35 improvement programs. The 2018-2023 CIP shall control in the event of any inconsistency
36 between the 2018-2023 CIP and any other capital improvement program adopted by the County.
37

38 Section 6. Severability and Savings. If any section, sentence, clause or phrase of this ordinance
39 shall be held to be invalid by the Growth Management Hearings Board, or unconstitutional by a
40 court of competent jurisdiction, such invalidity or unconstitutionality shall not affect the validity or
41 constitutionality of any other section, sentence, clause or phrase of this ordinance. Provided,
42 however, that if any section, sentence, clause or phrase of this ordinance is held to be invalid by
43 the Board or court of competent jurisdiction, then the section, sentence, clause or phrase in effect
44 prior to the effective date of this ordinance shall be in full force and effect for that individual section,
45 sentence, clause or phrase as if this ordinance had never been adopted.
46

1
2
3
4
5
6
7
8
9
10
11
12
13
14
15
16
17
18
19
20
21
22
23
24
25
26
27
28
29
30
31
32
33
34
35
36
37
38
39
40
41
42
43
44
45
46
47
48

PASSED this 21st day of November, 2017.

SNOHOMISH COUNTY COUNCIL
Snohomish County, Washington


Chairperson

ATTEST:



Clerk of the Council

- APPROVED
- VETOED
- EMERGENCY

December 13,
DATE: ____, 2017

Acting 
Snohomish County Executive
Marcie Isenberg
Deputy Executive

ATTEST:


Deputy Prosecuting Attorney

Approved as to form only:

Deputy Prosecuting Attorney



Snohomish County

2018 – 2023
Capital Improvement Program

Executive Recommended

September 21, 2017

2018-2023 CAPITAL IMPROVEMENT PROGRAM TABLE OF CONTENTS

Preface.....	1
Chapter I: Introduction and Background	2
Chapter II: Financing Strategies.....	4
General Strategies.....	4
Real Estate Excise Taxes.....	4
Voted Issues	5
Financing Method.....	5
Revenue Estimates	7
Chapter III: CIP Project Summary	8
Capital Definition	8
Exhibit 1: Capital Expenditures by Category & Type	9
Exhibit 2: Capital Expenditures by Revenue Source	9
Exhibit 3: Historical Multi-Year Category Distributions.....	10
Exhibit 4: Real Estate Tax Project List	11
Exhibit 5: Departmental Capital Improvement Program List	12
Projects by Classification	18
Chapter IV: Departmental Capital Improvement Program Detail	21
Public Works	22
Parks & Recreation	31
Information Technology.....	59
Debt Service	62
Facilities Management	72
Airport	81
Chapter V: Text of Statements of Assessment	85
Section 5.1 Assessment of County Capital Facilities.....	89
Part 5.1a Surface Transportation	89
Part 5.1b Surface Water Management.....	92
Part 5.1c Parks Land and Recreational Facilities	94
Section 5.2 Assessment of Non-County Capital Facilities	96
Part 5.2a Public Water Supply.....	96
Part 5.2b Public Wastewater Systems	101
Part 5.2c Fire Protection Services	105
Part 5.2d Electric Power.....	107
Part 5.2e Public Schools.....	111
Chapter VI: Minimum Level of Service Reports.....	114
Section 6.1 Level of Investment.....	115
Part 6.1a Surface Water Management and Electric Power Level of Service Report	115
Section 6.2 Level of Service	116
Part 6.2a Surface Transportation Level of Service Report	116
Part 6.2b Park Land and Recreational Facilities Level of Service Report	118
Part 6.2c Public Schools Level of Service Report	119
Chapter VII: Hazard Mitigation Planning.....	120

LIST OF TABLES AND MAPS

Tables

Table 1. Future Election Dates and Related Milestones.....	5
Table 2. Description of Revenue Sources	6
Table 3. Classification of Departmental Projects by Category	8
Table 4. Description of Projects by Classification	18
Table 5. Facilities Necessary to Support Development.....	85
Table 6. Summary of Capital Facilities Statements of Assessment	86
Table 7. Completion of Transportation Element Projects	91
Table 8. Water Purveyors	97
Table 9. Wastewater Purveyors	102
Table 10. Minimum Level of Investment.....	115
Table 11. Summary of Arterial Units at Risk, in Arrears, and at Ultimate Capacity	117
Table 12. Summary of Level of Service (LOS) Status.....	117
Table 13. Minimum Level of Service Standard (Stated in 2015 CFP)	118
Table 14. Reported Level of Service	118
Table 15. Public Schools Level of Service.....	119
Table 16. Countywide (CW) Hazard Mitigation Action Plan Matrix	121

Maps

Map 1: Park Land and Recreational Facilities Projects.....	13
Map 2: Airport Facilities (Paine Field) Projects.....	14
Map 3: Surface Transportation Projects	15
Map 4: Surface Water Management Projects.....	16
Map 5: Solid Waste Facilities Projects.....	17

PREFACE

The 2018 – 2023 Capital Improvement Program (CIP) is a component of the 2015 Capital Facilities Plan. This Snohomish County Executive’s Recommended CIP was forwarded to the Council for their adoption on September 21, 2017 in conjunction with the Executive’s 2018 Recommended Budget.

The Plan was submitted to the Snohomish County Planning Commission for their review in a public hearing on September 26, 2017.

CHAPTER I: INTRODUCTION AND BACKGROUND

Snohomish County adopts a six-year Capital Improvement Program (CIP) as part of the budget process. The CIP is a component of the Capital Facilities Plan (CFP) but is a physically separate document that fulfills two separate, but related, responsibilities of the County under state and local law:

1. The Snohomish County Charter requires adoption of a CIP for all county facilities as a part of the budget process. This six-year capital plan includes 2018 budget elements as the first year of the CIP and projected elements for the years that follow.
2. In addition, the state Growth Management Act (GMA) requires adoption of a six-year financing program “that will finance . . . capital facilities within projected funding capacities and clearly identifies sources of public money for such purposes.” RCW 36.70A.070(3)(d).

Pursuant to Snohomish County Code (SCC) 4.26.024, the County combines the CIP required by the charter and the six-year financing program required by the GMA into one document.

The CIP document fulfills the County’s financial planning responsibilities under two separate mandates. It includes discussion and analysis of public facilities necessary to support development under the Growth Management Act (GMA facilities) as well as other public facilities and services that are provided by the County but not “necessary to support development” (non-GMA facilities). The CIP distinguishes between GMA and non-GMA facilities, as does the 2015 update of the CFP, because the GMA requires additional analysis to determine whether funding meets existing needs in those services that are necessary for development.

The CIP includes a six-year capital construction and investment program for specific projects. It also includes purchases for public facilities and services owned by the County. The CIP specifies revenues that will finance such capital facilities within projected funding capacities. Part of the function of the CIP is to clearly identify sources of public money for such purposes. The CIP incorporates by reference the annual Transportation Improvement Program (TIP) and its supporting documents for the surface transportation capital construction program. The CIP also includes a determination, for GMA facilities, consistent with RCW 36.70A.070(3)(e)(6) and RCW 36.70A.020(12)(Goal 12), as to whether probable funding and other measures fall short of meeting existing needs as determined by the adopted minimum level of service standards. If funding and other measures are found to be insufficient to ensure that new development will be served by adequate facilities, the GMA requires the County to take action to ensure that existing identified needs are met. This process is known as “Goal 12 Reassessment” and is discussed in Chapter V.

The 2018-2023 CIP divides the County’s capital projects into three broad categories: 1) General Governmental; 2) Transportation; and 3) Proprietary. General Governmental activities are primarily tax and user fee supported, and are organized by facility type. Several departments are represented in the general governmental category, including Superior Court, District Court, County Clerk, Sheriff, Prosecuting Attorney, Sheriff Corrections Bureau, Medical Examiner, Human Services, Planning, Parks & Recreation, Assessor, Auditor, Finance, Treasurer, and Facilities Management.

The GMA calls for transportation to be examined as a separate comprehensive plan element (the Transportation Element). The Transportation Element is implemented by the separately adopted 2018-2023 Transportation Improvement Program (TIP). The TIP should be referred to for any details regarding the location and timing for specific transportation projects. Summary information

for transportation projects is also included in this document solely for coordination with other capital facility programming to facilitate a comprehensive look at the County's capital financing needs.

Proprietary activities rely primarily on fees generated from the sale of goods and services for their operations. The proprietary category includes Surface Water and Solid Waste.

The process for developing the County's CIP is integrated with the budget development process. During the budget preparation process, departments submit their requests for capital dollars, including major capital facility project requests. This information is transmitted to the County Finance Department, which updates the database and works with departments to refine figures and develop improved maintenance and operation costs. The County Executive then develops a recommended CIP for presentation to the Council as part of the annual budget.

CHAPTER II: FINANCING STRATEGIES

Capital funding for general government, transportation, and proprietary projects emanates primarily from operating revenues, grants, local improvement districts, latecomer fees, and mitigation fees. General governmental, transportation, and proprietary operations all use such debt financing strategies as bonding and leasing to help fund improvements. At this point the similarities between general governmental and proprietary capital projects end.

In Washington State it is generally easier to fund proprietary capital improvements than general governmental improvements. Should a council decide that it is in the municipalities' best interest to carry out a proprietary improvement; it may unilaterally elect to increase charges for commodities like surface water, solid waste tipping fees, or airport leases.

In the general governmental area however, Washington state law limits: 1) The sources municipalities can use to raise funds for capital improvements; 2) The tax rates that can be charged to raise funds for capital improvements; and 3) The amount of general obligation debt (capacity) that can be issued to raise funds for capital improvements. Another complicating factor in general governmental capital funding is reliance on voter approved bond issues. This creates uncertainty regarding if, and when, certain improvements will take place.

After reviewing the extensive list of capital requests submitted by departments, and comparing them with anticipated revenues, it is apparent that financing capital needs will be challenging in future years. In response, the 2018-2023 CIP adopts the following general strategies.

General Strategies

Looking across all department lines, the program calls for:

1. Non-“brick & mortar” solutions be utilized wherever possible;
2. Similar departmental capital needs be combined wherever possible for efficiencies and cost savings;
3. Stretch Real Estate Excise Tax (REET) dollars by issuing intermediate term bonds;
4. Existing resources be fully utilized prior to the purchase, or construction of new facilities;
5. Revenue generating activities move to funding capital improvements from receipts, rather than relying on REET or General Fund revenues.

Snohomish County's six-year capital financing plan hinges on specific policies in the areas of Real Estate Excise Taxes (REET), voter approved issues, statutory changes, and funding strategies. These policies are presented below.

Real Estate Excise Taxes (REET)

During 1999 budget deliberations, the Snohomish County Council adopted six Real Estate Excise Tax (REET) policies:

1. Total debt service financed by REET, should amount to no more than 50% of total REET revenues;
2. Up to 75% of the available revenues from either REET I or REET II may be used for debt service, so long as the total used for debt repayment does not exceed 50%;
3. A reserve equal to either \$500,000, or 20% of current year REET I debt service appropriation, whichever is higher, should be established from REET I dollars;

4. Future budgets should include the following allocations: \$500,000 in REET II for surface water management and related endangered species projects; \$500,000 in REET I or II for direct endangered species projects; and \$500,000 in REET I for building repair and remodeling projects;
5. When actual REET revenues exceed budget estimates, excess funds should be appropriated in the next year’s budget cycle. The first use of excess funds should be to meet reserve requirements, then consideration should be given to early retirement of outstanding debt;
6. Projects financed with REET funds should be for terms that are:
 - a. No longer than the usable life of the project, and
 - b. For shorter terms if the County is close to the 50% debt limit.

The policies listed above represent targets. The lingering effects of the economic downturn starting in 2008 have resulted in all REET I revenues to be focused on existing debt service commitments. Consequently, the 2018-2023 CIP and REET plan exceed the targeted policies that are referenced above.

Voted Issues

Voter approved issues add a level of uncertainty to funding capital projects. If the voters vote no, the revenue required to fund the project would not be available. The 2018-2023 CIP proposes no voter-approved issues. For information purposes, Table 1 indicates possible election dates and the date Council approved and Executive signed ordinances are due to the County Auditor during the period 2018-2023 that would be critical if the County sought to put voter approved issues on the ballot.

Table 1. Future Election Dates and Related Milestones

Action	2018	2019	2020	2021	2022	2023
February Election:						
Ordinance to Auditor	15-Dec-2017	14-Dec-2018	13-Dec-2019	11-Dec-2020	10-Dec-2021	16-Dec-2022
Election Date	13-Feb-2018	12-Feb-2019	11-Feb-2020	9-Feb-2021	8-Feb-2022	14-Feb-2023
April Election:						
Ordinance to Auditor	23-Feb-2018	22-Feb-2019	28-Feb-2020	26-Feb-2021	25-Feb-2022	24-Feb-2023
Election Date	24-Apr-2018	23-Apr-2019	28-Apr-2020	27-Apr-2021	26-Apr-2022	25-Apr-2023
August Election:						
Ordinance to Auditor	11-May-2018	10-May-2019	8-May-2020	14-May-2021	13-May-2022	12-May-2023
Election Date	7-Aug-2018	6-Aug-2019	4-Aug-2020	3-Aug-2021	2-Aug-2022	1-Aug-2023
November Election:						
Ordinance to Auditor	7-Aug-2018	6-Aug-2019	4-Aug-2020	3-Aug-2021	2-Aug-2022	1-Aug-2023
Election Date	6-Nov-2018	5-Nov-2019	3-Nov-2020	2-Nov-2021	8-Nov-2022	7-Nov-2023

Financing Method

In order to stretch limited capital dollars, as well as minimize bond covenants that may limit County options, this program adopts the following policy:

1. Capital projects will normally be financed for the life of the improvement. The use of debt less than ten years, is encouraged when Real Estate Excise Tax debt service exceeds 50%.

Below is a description of the various revenue sources used to fund the Capital Improvement Program. The County Council must appropriate all revenue sources before they are used on a capital project.

Table 2: Description of Revenue Sources

Method of Funding	Description
REET I & II	Real Estate Excise Taxes (REET) are taxes applied to sale of real estate. In unincorporated areas, the County collects an amount equal to 0.5% of the transaction. The proceeds are divided equally between REET I and REET II. REET I may be used for planning, acquisition, construction, repair or improvement of roads, surface water, parks, law enforcement, fire protection, or County administration projects. REET II may be used for planning, acquisition, construction, repair or improvement of roads, surface water, or parks projects. Projects must be included in the Capital Improvement Program to qualify. The REET I expenditures included in this CIP are totally committed to debt service.
General Fund	General Fund appropriations are funds appropriated by the County Council from the County's General Fund. General Fund revenue supports general government services including most law and justice services. Sources of general fund revenue include property taxes, sale tax, fines, fees, and charges for services and investment earnings.
Special Revenue Funds	Special Revenue Funds, like the General Fund, derive revenue from taxes, charges for services, and other general governmental sources such as state shared revenues. Unlike the General Fund, Special Revenue Fund expenditures are limited by statute or ordinance to specific purposes. The Road Fund, Brightwater Mitigation Fund, and Planning's Community Development Fund are examples of Special Revenue Funds.
Debt Proceeds	In many instances, the County funds a major capital improvement with short term or long-term debt. An example in this CIP is the Campus Redevelopment Infrastructure (CRI). The County will identify a stream of revenue within its budget for paying debt service. Sources of this stream of revenue include the other fund elements referenced within this exhibit. In the instance of the Campus Redevelopment Initiative, the county is funding debt service through appropriations from REET I and the General Fund.
Proprietary Funds	Proprietary Funds include the following funds: Solid Waste, Airport, Surface Water Management, Internal Service Funds, Facilities Management, Fleet Management, and other smaller funds. Each of these proprietary funds has a dedicated source of revenue that may be appropriated by the County Council for capital projects. Sources of proprietary funds include fees, taxes, grants, local improvement district charges, impact fees, investment earnings, and charges for services rendered.
Councilmanic Bond Funds	Councilmanic Bond Funds are proceeds of debt authorized under the authority of the County Council. While limits exist for Councilmanic and Voted Bond funds, the County's level of related bond debt is well below limits in both categories.
Voted Bond Funds	Voted Bond Funds are the proceeds of debt authorized through a public election.
Mitigation Fees	Mitigations Fees are fees charged to new construction projects within the County. The proceeds are used in Roads and Parks proprietary funds to pay for construction and land purchases that respond to impacts from growth within the County.

Method of Funding <i>(continued from prior page)</i>	Description
Other Funds	This designation of funding for CIP projects includes specific funds that are not specifically identified in the CIP because of their size. Revenues from these funds must meet the same tests as other fund sources for revenue adequacy.
Prior Year Appropriations	When capital construction fund amounts are set aside from prior year appropriations, they are being reserved for projects referenced within the CIP. However, since the projects are not complete and portions or all of the related expenditures have not yet been made, the projects still are included in the CIP. The amounts are shown as funding sources in the year that they will be expended.

Revenue Estimates

Many sources of government revenue are fairly predictable (e.g., property tax). However, some revenue sources (e.g., federal and state grants) are difficult to predict on a case-by-case basis, but can be reasonably predicted in the aggregate. Future year revenues are predicted based upon known commitments and historical trends adjusted for specific economic or other relevant information. The qualitative objective in projecting future revenues available to fund CIP projects is to estimate a reasonable and probable level of future funding.

CHAPTER III: 2018-2023 CIP PROJECT SUMMARY

This section presents a summary of capital projects contained in the 2018-2023 Capital Improvement Program. It provides several facets of information presented by departments.

Capital Definition

The following rules were used in identifying projects other than real property purchase or improvements that are included in the CIP:

1. Individual pieces (and replacement) of equipment with costs of less than \$50,000 are not included;
2. Large automated systems are regarded as single pieces of equipment;
3. Repair or maintenance expenditures are not included unless an expenditure significantly enhances the value of the property;
4. All REET expenditures are included;
5. Where possible, like projects from one department are aggregated into a single CIP project.

Capital projects can be classified in the following categories:

Table 3: Classification of Departmental Projects by Category

Category	Sub-Category	Department/Program
General Governmental	General Services	Facilities Management Information Services Technology Plan Equipment Rental & Replacement
	Parks and Recreation	Parks Department
	Law Enforcement	Corrections Sheriff 800 Megahertz Project
	REET Debt Service	Non-Departmental
Transportation	Ground Transportation	Public Works Roads
Proprietary	Surface Water	PW Surface Water Management
	Solid Waste	PW Solid Waste
	Airport Investments	Airport

On the following pages, five exhibits present various fiscal summaries of the 2018-2023 Capital Improvement Program. Exhibit 1 summarizes improvements by category and type. Exhibit 2 summarizes all projects by revenue source. Exhibit 3 compares multiple years’ investment in infrastructure. Exhibit 4 lists all REET funded projects and is also sorted by the department requesting funding for the project. Exhibit 5 includes projects by County department.

EXHIBIT 1: CAPITAL EXPENDITURES BY CATEGORY & TYPE

Category	2018	2019	2020	2021	2022	2023	Total
General Governmental							
General Government - Facilities	\$ 4,458,999	\$ 2,575,000	\$ 3,294,000	\$ 6,037,999	\$ 6,037,999	\$ 3,000,000	\$ 25,403,997
General Government - Equipment	5,997,000	3,950,908	5,481,751	3,764,870	3,297,791	4,324,029	26,816,349
Technology Plan	2,551,995	7,219,196	1,506,228	1,845,664	0	0	13,123,083
Parks and Recreation - Land and Facilities	18,720,138	35,011,940	12,832,065	13,922,259	11,869,378	12,788,603	105,144,383
REET Debt Service & Reserves	12,712,198	10,716,150	9,858,950	10,015,150	8,707,550	8,809,950	60,819,948
Transportation							
Transportation - Facilities	35,770,000	43,199,628	46,660,576	51,127,448	48,132,863	25,739,000	250,629,515
Proprietary							
Surface Water - Facilities	20,829,277	13,159,331	11,132,706	11,253,184	8,316,321	8,171,045	72,861,864
Solid Waste - Facilities	5,545,000	2,118,000	2,153,360	2,189,427	350,000	350,000	12,705,787
Airport - Facilities	27,950,000	13,125,000	8,355,000	8,475,000	3,775,000	15,375,000	77,055,000
Total Expenditures	\$ 134,534,607	\$ 131,075,153	\$ 101,274,636	\$ 108,631,001	\$ 90,486,902	\$ 78,557,627	\$ 644,559,926

EXHIBIT 2: CAPITAL EXPENDITURES BY REVENUE SOURCE

Revenue Source	2018	2019	2020	2021	2022	2023	Total
Airport Funds	\$ 4,000,000	\$ 2,012,500	\$ 2,462,500	\$ 1,682,500	\$ 1,212,500	\$ 2,372,500	\$ 13,742,500
Bond Proceeds-Other	14,555,000	9,650,000	2,000,000	18,571,447	18,812,862	2,000,000	65,589,309
Brightwater	14,591	0	0	0	0	0	14,591
Conservation Tax Fund	1,000,000	1,000,000	1,000,000	1,000,000	1,000,000	1,000,000	6,000,000
County Road	15,852,490	10,829,628	12,858,576	13,035,000	12,535,000	12,238,000	77,348,694
ER&R Funds	8,115,999	4,300,908	6,069,751	3,764,870	3,297,791	4,324,029	29,873,348
Future Year	0	54,196	(223,772)	235,664	0	0	66,088
General Fund	627,950	787,150	944,950	1,101,150	1,255,550	1,412,950	6,129,700
Interest	14,700	0	0	0	0	0	14,700
Interfund Capital Contribution	250,000	0	0	0	0	0	250,000
Interfund DoIT Rates	1,415,000	1,415,000	1,380,000	1,260,000	0	0	5,470,000
Interfund Facility Rates	1,800,000	2,400,000	3,000,000	3,000,000	3,000,000	3,000,000	16,200,000
Interlocal Agreements	4,956,065	872,000	210,000	210,000	0	0	6,248,065
Mitigation Funds	819,267	0	0	0	0	0	819,267
Other Funds	10,000	10,000	10,000	10,000	10,000	10,000	60,000
Other Grants	(617,788)	23,785,000	2,765,000	5,370,000	3,970,000	5,150,000	40,422,212
Parks Mitigation	1,890,047	3,030,000	2,996,000	2,956,000	2,966,000	2,976,000	16,814,047
Plats	65,000	65,000	65,000	65,000	65,000	65,000	390,000
Prior Year Funds	16,973,173	4,726,484	2,146,335	1,500,000	1,102,607	700,000	27,148,599
PWTFL	0	1,000,000	1,000,000	1,000,000	0	0	3,000,000
REET I	11,287,221	9,129,000	8,774,000	8,774,000	7,312,000	7,257,000	52,533,221
REET II	10,625,963	8,445,456	8,094,730	8,096,259	8,130,771	7,942,603	51,335,782
Sales & Use Tax	350,000	350,000	350,000	350,000	0	0	1,400,000
Solid Waste	5,545,000	2,118,000	2,153,360	2,189,427	350,000	350,000	12,705,787
SWM Funds	7,268,929	8,390,331	8,150,706	7,516,184	4,589,321	4,649,045	40,564,516
Transportation Grant	21,766,000	30,762,500	28,321,500	20,760,500	11,638,500	18,460,500	131,709,500
Transportation Mitigation	5,950,000	5,942,000	6,746,000	6,183,000	9,239,000	4,650,000	38,710,000
Total Expenditures	\$ 134,534,607	\$ 131,075,153	\$ 101,274,636	\$ 108,631,001	\$ 90,486,902	\$ 78,557,627	\$ 644,559,926

EXHIBIT 3: HISTORICAL MULTI-YEAR CATEGORY DISTRIBUTIONS

Over the past several years, funding sources available to the County and project priorities have changed. The following exhibit shows the County’s investment in infrastructure for all projects in this year’s Capital Improvement Program (CIP) compared to the four previous CIPs.

While there have been some adjustments in how projects have been classified, the fundamental comparison between years is valid and provides great insight into County investments and resources in the past and present, and gives some insight into the future.

Category	2014-2019 CIP	2015-2020 CIP	2016-2021 CIP	2017-2022 CIP	2018-2023 CIP
General Governmental					
General Governmental - Facilities	\$ 85,956,556	\$ 173,799,035	\$ 29,810,000	\$ 34,013,768	\$ 25,403,997
General Governmental - Equipment	45,093,454	46,328,549	32,168,722	24,543,273	\$ 26,816,349
Human Services - Homeless Project	0	0	500,000	0	0
Technology Plan	5,907,124	10,193,862	6,208,403	22,840,506	13,123,083
Parks and Recreation Land and Facilities	88,063,196	88,696,127	107,211,579	94,093,684	105,144,383
Debt Service and Reserves	42,821,266	58,941,809	64,897,567	56,947,681	60,819,948
Transportation					
Transportation – Facilities	201,414,970	214,790,913	217,306,000	228,762,000	250,629,515
Proprietary					
Surface Water – Facilities	91,548,145	106,645,624	93,905,275	79,618,755	72,861,864
Solid Waste – Facilities	7,070,000	7,900,000	12,445,000	16,970,000	12,705,787
Airport – Facilities	54,375,000	49,375,000	45,350,000	77,051,105	77,055,000
Total	\$ 622,249,711	\$ 756,670,919	\$ 609,802,546	\$ 634,840,772	\$ 644,559,926

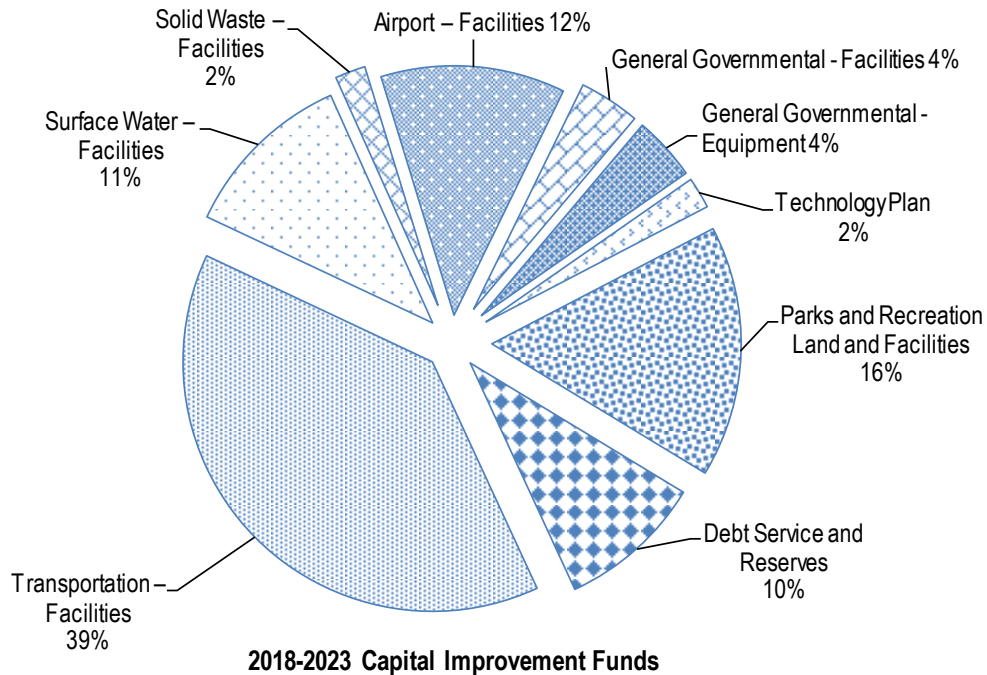


EXHIBIT 4: REAL ESTATE TAX PROJECT LIST

Below are all projects or debt service funded by Real Estate Excise Tax (REET) that are included in this CIP. Most REET II Community Park projects have been summarized into one line item.

REET 1 Program/Project	2018	2019	2020	2021	2022	2023	Total
Debt P339, 2009B Bond - animal shelter (CIP)	\$ 271,645	\$ 272,000	\$ 272,000	\$ 272,000	\$ 272,000	\$ 272,000	\$ 1,631,645
Debt P359, 2010A Bond- 800Mhz, Prks NIPS, CRI (CIP)	4,600,779	1,702,000	1,702,000	1,702,000	240,000	240,000	10,186,779
Debt P380, 2012A Bond - CRI & Parks '03 refi (CIP)	232,900	235,000	235,000	235,000	235,000	235,000	1,407,900
Debt P389, 2011B Bond - CRI, gun range (CIP)	672,132	655,000	650,000	640,000	630,000	565,000	3,812,132
Debt P399, 2011C Bond - Cathcart (CIP)	2,291,615	2,298,000	2,308,000	2,318,000	2,328,000	2,338,000	13,881,615
Debt P409, 2013 Bond - Courthouse (CIP)	2,350,000	2,350,000	2,350,000	2,350,000	2,350,000	2,350,000	14,100,000
Debt P419, 201x Bond - Courthouse phase II	0	740,000	740,000	740,000	740,000	740,000	3,700,000
Debt P429, 2015 Bond, '05A Refi-CRI, gun rnge(CIP)	297,659	305,000	420,000	420,000	420,000	420,000	2,282,659
Debt P429, 2015 Bond, '05B Refi-800MHz/Snocm (CIP)	475,527	475,000	0	0	0	0	950,527
Debt P429, 2015 Bond, '06 Refi-gun rnge, lot (CIP)	94,964	97,000	97,000	97,000	97,000	97,000	579,964
Total REET I	\$ 11,287,221	\$ 9,129,000	\$ 8,774,000	\$ 8,774,000	\$ 7,312,000	\$ 7,257,000	\$ 52,533,221

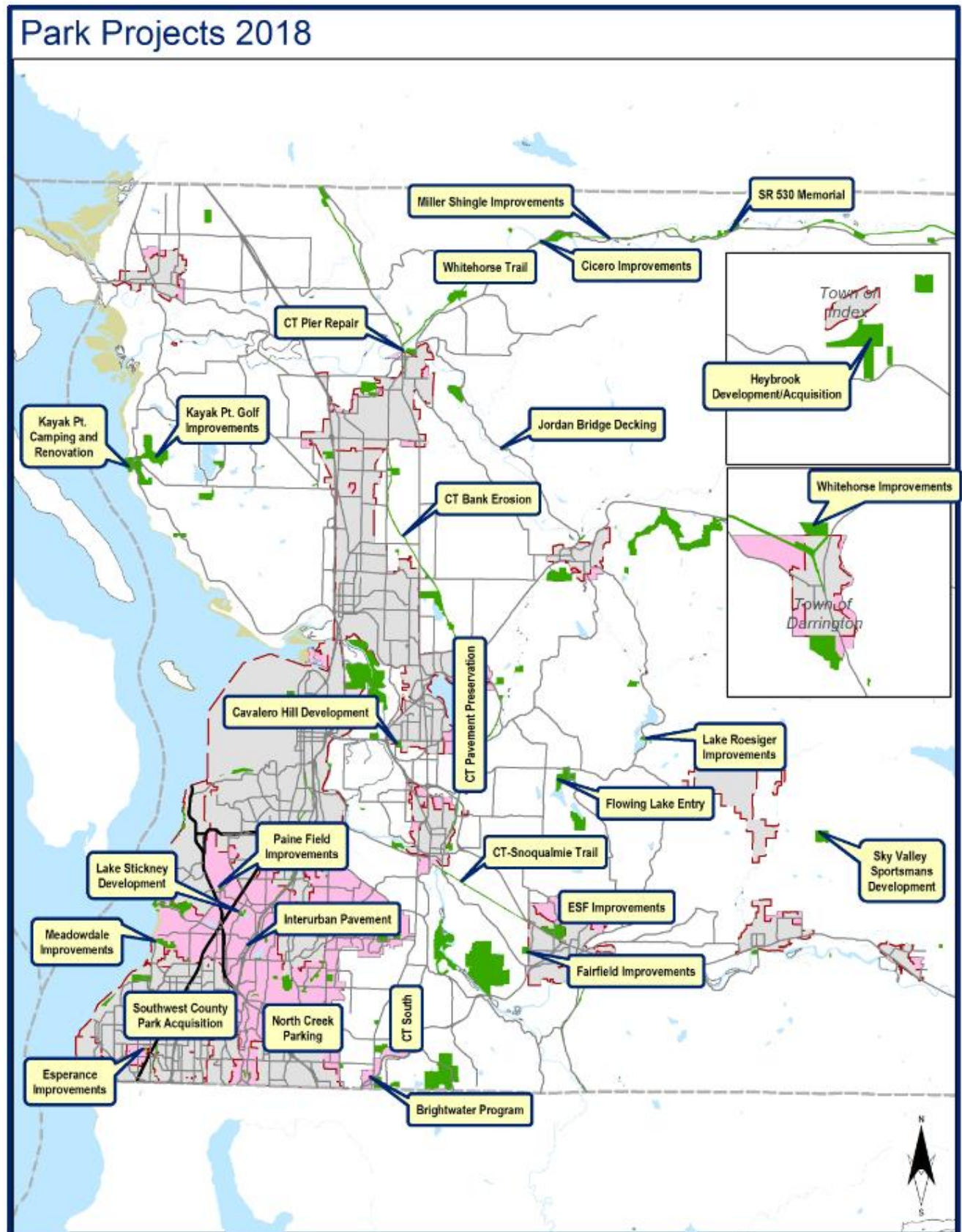
REET II Program/Project	2018	2019	2020	2021	2022	2023	Total
102 - Request for additional REET II revenue	\$ 400,000	\$ 0	\$ 0	\$ 0	\$ 0	\$ 0	\$ 400,000
102 - Road Fund Capital Improvement Program	600,000	600,000	600,000	600,000	600,000	600,000	3,600,000
415 SWM Capital Improvement Program	1,200,000	600,000	600,000	600,000	600,000	600,000	4,200,000
Parks-309 -Capital Support	2,556,913	2,618,656	2,692,930	2,764,459	2,838,571	2,750,403	16,221,932
Parks-309 -Community Parks	541,000	626,200	201,800	156,200	116,600	192,200	1,834,000
Parks-309 -Open Space/Preserve Parks	0	500,000	0	0	0	0	500,000
Parks-309 -Regional Parks	1,875,000	1,400,600	2,400,000	875,600	3,000,000	3,100,000	12,651,200
Parks-309 Special Use Parks	310,000	610,000	310,000	310,000	310,000	410,000	2,260,000
Parks-309 -Trails	3,006,000	1,350,000	1,150,000	2,650,000	525,600	150,000	8,831,600
Debt P380, 2012A Bond - CRI & Parks '03 refi (CIP)	137,050	140,000	140,000	140,000	140,000	140,000	837,050
Total REET II	\$ 10,625,963	\$ 8,445,456	\$ 8,094,730	\$ 8,096,259	\$ 8,130,771	\$ 7,942,603	\$ 51,335,782

EXHIBIT 5: DEPARTMENTAL CAPITAL IMPROVEMENT PROGRAM LIST

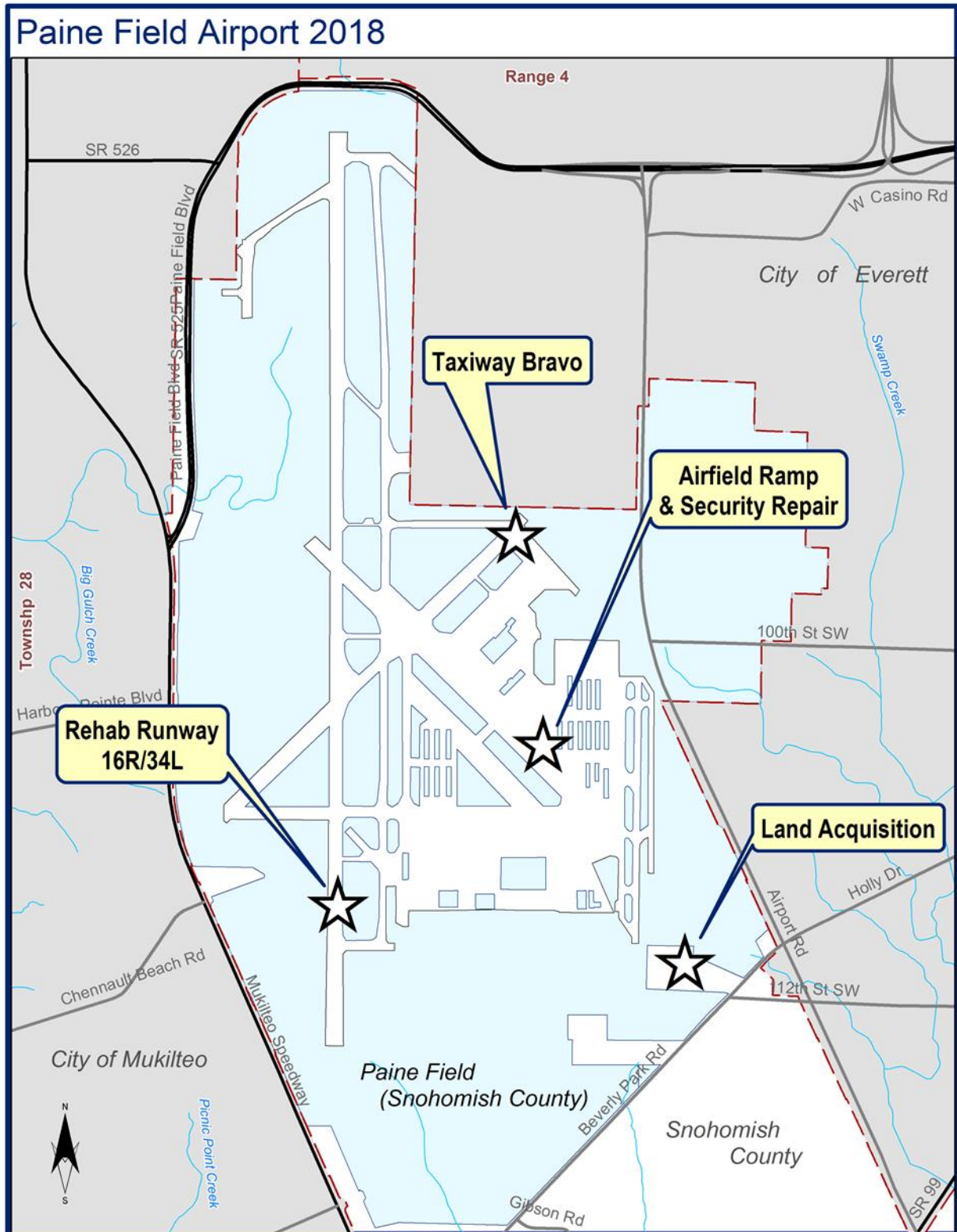
The exhibit below provides a list of all projects that are included in this CIP:

Department / Project	2018	2019	2020	2021	2022	2023	Total
Public Works							
Arlington Operations Center	4,500,000	764,628	1,284,576	13,533,448	13,774,863	0	\$ 33,857,515
Road Capital Construction	31,270,000	42,435,000	45,376,000	37,594,000	34,358,000	25,739,000	216,772,000
Solid Waste Construction Projects	5,545,000	2,118,000	2,153,360	2,189,427	350,000	350,000	12,705,787
SWM Capital Improvement Plan	20,829,277	13,159,331	11,132,706	11,253,184	8,316,321	8,171,045	72,861,864
Subtotal Public Works	\$ 62,144,277	\$ 58,476,959	\$ 59,946,642	\$ 64,570,059	\$ 56,799,184	\$ 34,260,045	\$ 336,197,166
Parks And Recreation							
Community Parks	12,712,063	25,219,284	8,015,135	5,133,800	6,631,207	6,914,200	64,625,689
Conservancy	0	500,000	0	0	0	0	500,000
Other Park Resources	6,008,075	9,292,656	4,816,930	8,788,459	5,238,171	5,874,403	40,018,694
Subtotal Parks and Recreation	\$ 18,720,138	\$ 35,011,940	\$ 12,832,065	\$ 13,922,259	\$ 11,869,378	\$ 12,788,603	\$ 105,144,383
Department of Information Technology							
36 Month Technology Plan	1,901,995	1,819,196	1,506,228	1,845,664	0	0	7,073,083
ProVal/Ascend	650,000	5,400,000	0	0	0	0	6,050,000
Subtotal Information Services	\$ 2,551,995	\$ 7,219,196	\$ 1,506,228	\$ 1,845,664	\$ 0	\$ 0	\$ 13,123,083
Debt Service and Nondepartmental							
Bond Refi-gun mge, lot	94,964	97,000	97,000	97,000	97,000	97,000	579,964
Bond 2011 CRI & Gun Range	672,132	655,000	650,000	640,000	630,000	565,000	3,812,132
Bond 800Mhz Parks NIPS CRI Refi	4,600,779	1,702,000	1,702,000	1,702,000	240,000	240,000	10,186,779
Bond Animal Shelter	271,645	272,000	272,000	272,000	272,000	272,000	1,631,645
Bond Cathcart	2,291,615	2,298,000	2,308,000	2,318,000	2,328,000	2,338,000	13,881,615
Bond Courthouse	2,977,950	3,877,150	4,034,950	4,191,150	4,345,550	4,502,950	23,929,700
Bond CRI Park Refi	369,950	375,000	375,000	375,000	375,000	375,000	2,244,950
Bond Refi-800MHz/Snocm	1,135,504	1,135,000	0	0	0	0	2,270,504
Bond Refi-CRI, gun mge	297,659	305,000	420,000	420,000	420,000	420,000	2,282,659
Subtotal Debt Service and Nondepartmental	\$ 12,712,198	\$ 10,716,150	\$ 9,858,950	\$ 10,015,150	\$ 8,707,550	\$ 8,809,950	\$ 60,819,948
Facilities Management							
Fleet	5,997,000	3,950,908	5,481,751	3,764,870	3,297,791	4,324,029	26,816,349
Infrastructure/MENG Implement	2,205,000	2,400,000	3,000,000	3,000,000	3,000,000	3,000,000	16,605,000
Public Works/Fleet Bldgs	2,253,999	175,000	294,000	3,037,999	3,037,999	0	8,798,997
Subtotal Facilities Management	\$ 10,455,999	\$ 6,525,908	\$ 8,775,751	\$ 9,802,869	\$ 9,335,790	\$ 7,324,029	\$ 52,220,346
Airport							
Airport-Capital Programs	27,950,000	13,125,000	8,355,000	8,475,000	3,775,000	15,375,000	77,055,000
Subtotal Airport	\$ 27,950,000	\$ 13,125,000	\$ 8,355,000	\$ 8,475,000	\$ 3,775,000	\$ 15,375,000	\$ 77,055,000
Grand Total - All Projects	\$ 134,534,607	\$ 131,075,153	\$ 101,274,636	\$ 108,631,001	\$ 90,486,902	\$ 78,557,627	\$ 644,559,926

MAP 1: PARK LAND AND RECREATIONAL FACILITIES PROJECTS (2018-2023)

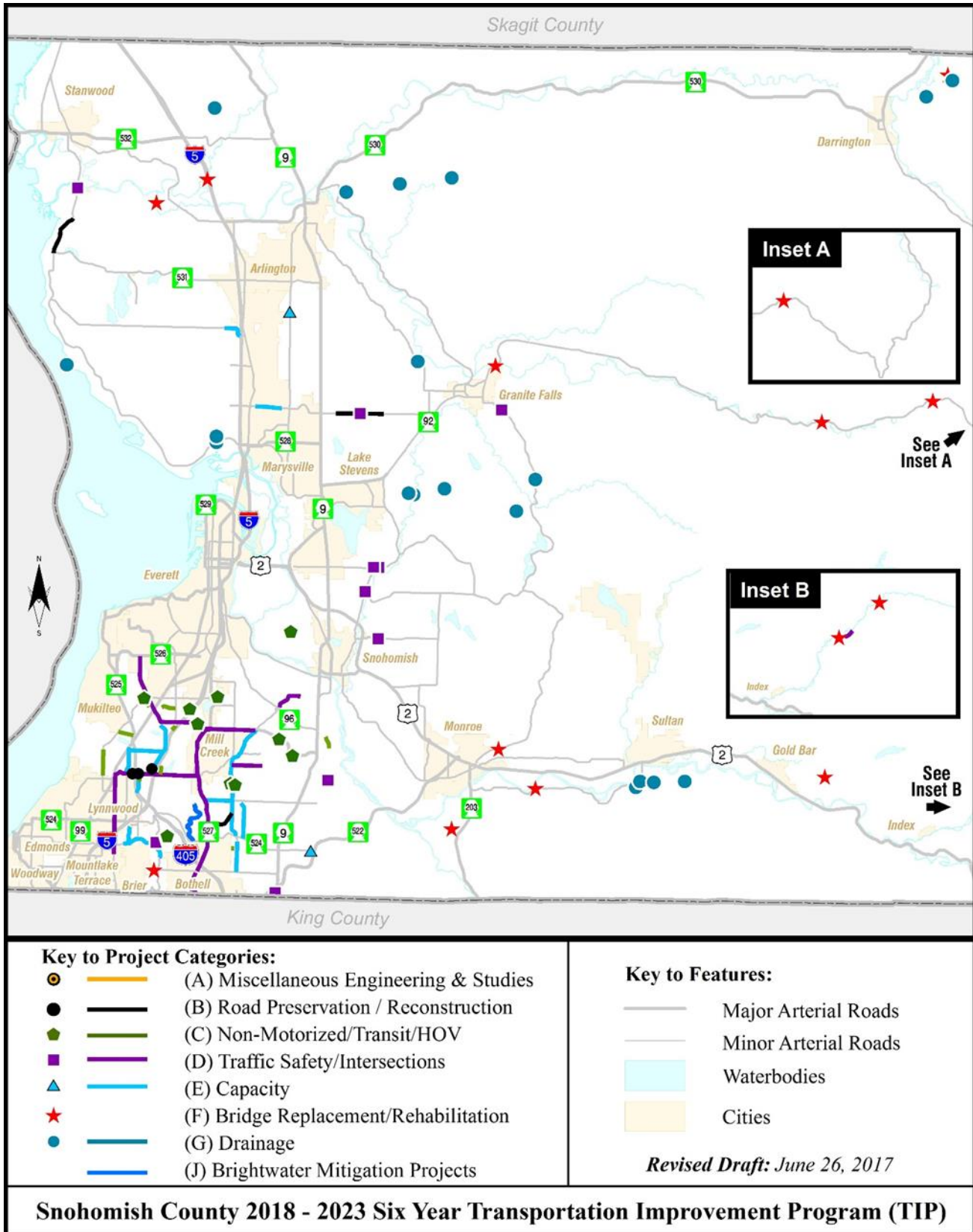


MAP 2: AIRPORT FACILITIES (PAINE FIELD) PROJECTS (2018-2023)

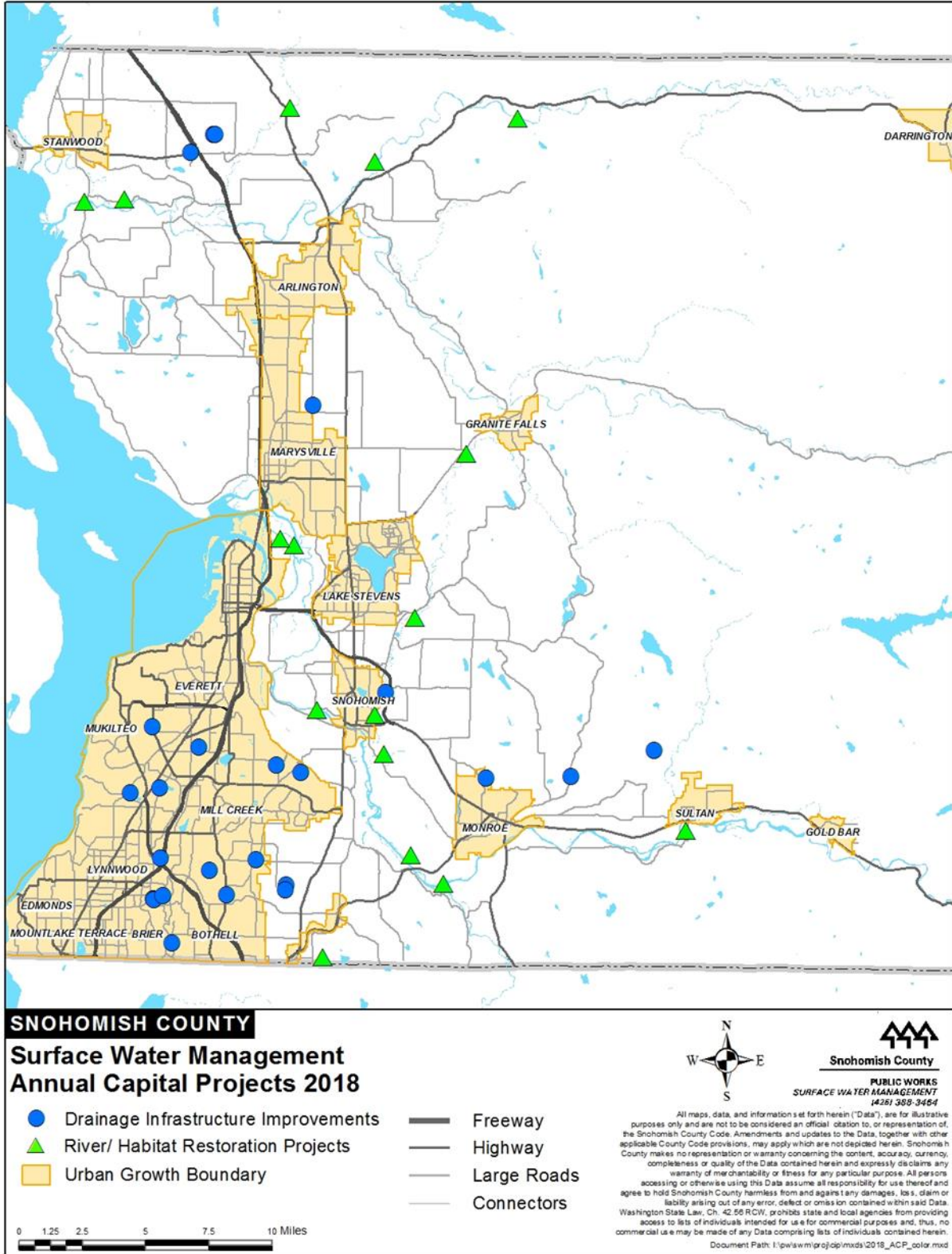


Map: W:\plng\carto\Transportation\Airports\Paine\2017\ARCMAPS\CIP2018Paine8x11.mxd Date: 8/1/2017

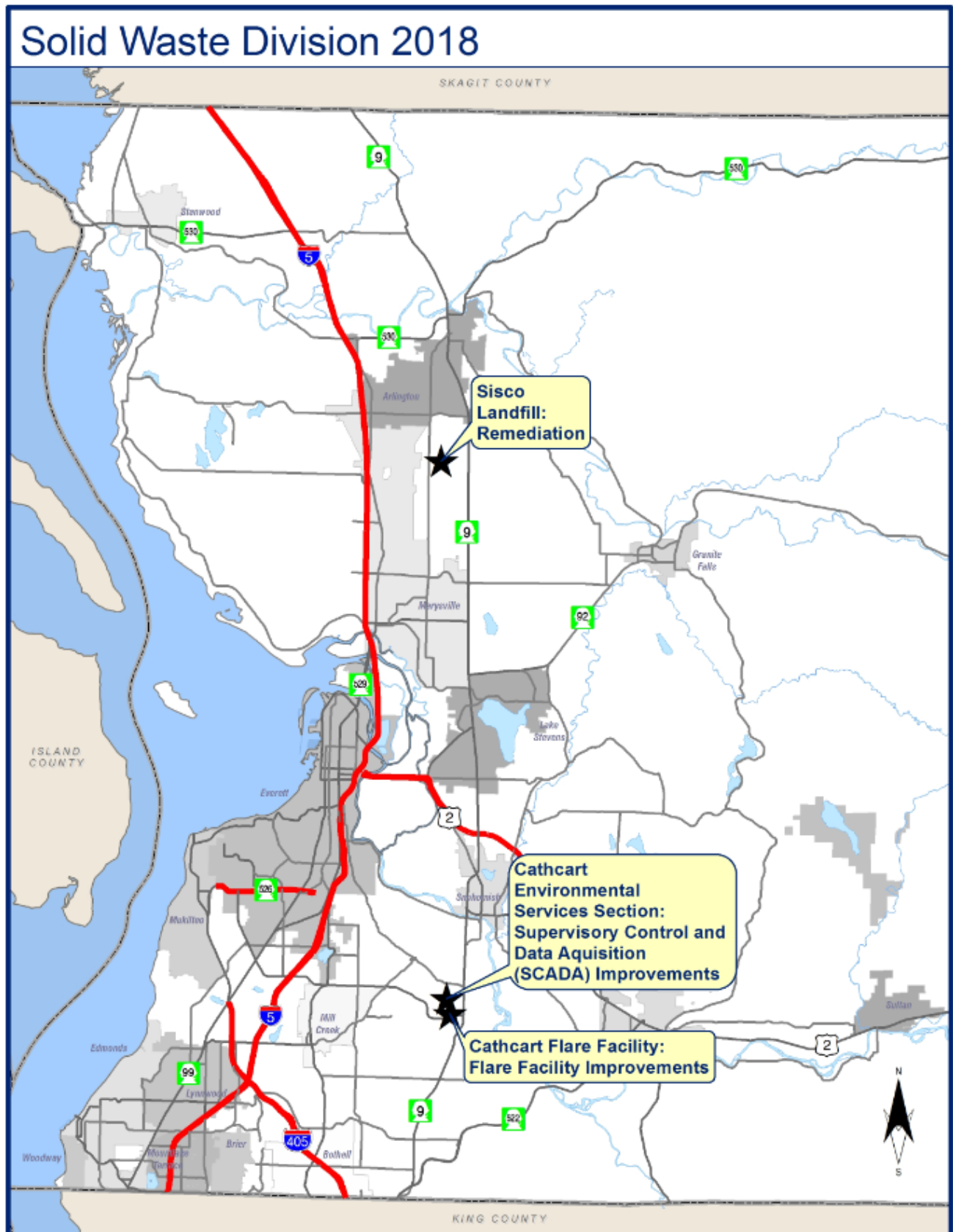
Map 3: Surface Transportation Projects (2018-2023)



MAP 4: SURFACE WATER MANAGEMENT PROJECTS (2018-2023)



MAP 5: SOLID WASTE FACILITIES PROJECTS (2018-2023)



Map: I:\pws\waste\projects\SW_Facilities\Capital_Improvement_Projects.mxd Date: 8/22/17

Projects by Classification

The following matrix provides a high level description of projects within this Capital Improvement Program (CIP) by sub-category classification.

Table 4: Description of Projects by Classification

Sub-Category	Summary Description of Projects Included in the CIP
Park Land and Recreational Facilities	The Department of Parks and Recreation’s CIP projects are centered on three main priorities: meeting level of service (LOS) needs (largely funded through park impact mitigation fees and grants), taking care of existing assets (e.g. pavement preservation, playground replacement and renovation of existing parks), and development of regional trail systems. The focus on asset preservation has been increasingly important over recent years and is largely funded through Real Estate Excise Taxes (REET). Whenever possible, grant funds and other outside funds are sought to support park capital improvements and significant funding has been provided in the past from the Washington State Recreation and Conservation Office, donations and other sources.
REET Debt Service	Snohomish County allocates Real Estate Excise Tax (REET) funds within the Capital Improvement Program to provide debt service for its outstanding Limited Tax General Obligation (LTGO). LTGO bonds have been used to finance a variety of County capital needs, including a correctional facility, parking garage, and administration building; an 800 MHz communications system; a number of County facility remodels; and various County Parks and Surface Water/drainage projects.
Surface Transportation	<p>The Department of Public Works – Transportation and Environmental Services (TES) division’s Transportation Improvement Program (TIP) includes a wide variety of capital projects that are grouped into several categories:</p> <ol style="list-style-type: none"> 1. <u>Miscellaneous Engineering & Studies</u>: This category funds preliminary project planning, feasibility studies, and specialized reviews associated with initial project development; 2. <u>Overlay & Road Reconstruction</u>: PW uses a Pavement Management System that provides a systematic approach to lengthen roadway life through timely maintenance and preservation. When road reconstruction is warranted, these projects fall under this category as well as ADA ramp upgrades associated with the overlay program; 3. <u>Non-Motorized/Transit/High Occupancy Vehicle</u>: This category funds projects to improve pedestrian and multi-modal connections along major roadways and in growing urban areas. Improvements enhance walking conditions along popular routes between schools, transit stops, and residential and commercial areas. These facilities help to ensure resident safety, reduce vehicle trips, and improve access to public transportation and park and ride opportunities; 4. <u>Traffic Safety/Intersections</u>: These projects provide safety improvements at spot locations and are designed to improve traffic flow and eliminate hazards. Projects include turn lane additions, neighborhood traffic calming devices, traffic signals, guard rail installation, railroad crossing improvements, road bank stabilization, and flood repair projects; 5. <u>Capacity Improvements</u>: Projects in this category are designed to increase vehicle carrying capacity on the County arterial system and provide satisfactory levels-of-service to meet transportation system concurrency requirements; 6. <u>Bridge Replacement and Rehabilitation</u>: This category funds replacement/ rehabilitation of deficient County bridges identified through Federal and State inspections; 7. <u>Drainage</u>: Drainage projects improve/preserve drainage infrastructure on the County road system. These projects lay within the County right-of-way, are an integral part of the road system, and are necessary to maintain and preserve system conditions. A component of this category is replacement of culverts under County roads that are currently fish blockages; 8. <u>Brightwater Mitigation</u>: Projects that have been programmed and scopes defined based on an agreement entered into with King County to compensate for the impacts of the Brightwater Treatment facility.

Sub-Category	Summary Description of Projects Included in the CIP
Airport Facilities	<p>Many Snohomish County Airport (Paine Field) capital projects are multi-year construction projects and respond to existing or prospective customer needs that preserve and increase the asset and revenue base of the Airport. These include airfield upgrades; new building construction; road construction for improved transportation access to these new developments; and miscellaneous repairs to existing facilities and infrastructure. Aviation related capital improvements on the Airport may be eligible for 90% funding from the FAA administered Airport Improvement Program. The FAA funds runway and safety improvements, obstruction removal and other capital projects to meet or maintain FAA standards and preserve or enhance capacity.</p>
Technology Plan	<p>Capital projects for the Department of Information Technology (DoIT) typically involve multi-year efforts to upgrade or replace the technology systems of Snohomish County. The County uses a 36-month IT strategic plan to define the priorities for technology investments, and they plan these priorities in conjunction with customer agencies who propose projects to advance those strategies. At this time, DoIT is performing 12 active projects that have rolled forward from prior years. Over the next five years, most capital projects will focus on “application modernization” – modernizing and replacing aging legacy applications in order to support more efficient and effective operations and services. Details about both current projects, and future IT strategies, are published in DoIT’s annual report as required by County code.</p>
Surface Water Management	<p>Projects of Surface Water Management (SWM) (a division of Public Works) are undertaken for the purposes stated in Snohomish County Code. The projects reduce drainage problems, improve aquatic habitat, improve the water quality of the County’s drainage systems and local streams and lakes, address local drainage and flood protection needs, as well as respond to Federal mandates to protect habitat and water quality under the Endangered Species and Clean Water Acts. SWM’s six-year CIP (2018-2023) continues to implement drainage, water quality, aquatic habitat and river protection projects as follows:</p> <ol style="list-style-type: none"> 1. <u>Flooding, Erosion & Habitat Restoration Projects</u>: This consolidated program of river and stream capital improvements includes river, sediment, and erosion control projects on large rivers; home elevation grants for structures in the floodplain to reduce river flood costs; analysis, design and construction of projects to restore or improve habitat and water quality in rivers and streams; and continued progress on the Smith Island project. 2. <u>Drainage and Water Quality Projects</u>: This program provides engineering planning and analysis, project design, and project construction for drainage and water quality problems throughout the County. The projects include upsizing culverts or drainage systems, installing new drainage or infiltration systems to reduce road flooding, and retrofitting drainage and stormwater facilities to increase stormwater detention and /or improve water quality. This program has four main components: <ul style="list-style-type: none"> • Drainage and Flooding Reduction projects: These projects resolve neighborhood and basin wide drainage and road flooding problems. The projects are developed from drainage complaints, referrals from other County departments and divisions, Master drainage plans and other engineering studies, including a cost-share incentive program for improving water quality on private property • Fish Passage Improvement projects: This includes the development and implementation of a program to replace existing fish blockage culverts with systems that allow and encourage fish passage. • Master Drainage Planning, basin planning, and Water Quality Facility Planning: This program includes analysis of specific geographic areas and preliminary design to resolve existing and predicted future drainage, water quality and habitat problems; and • NPDES and water quality-focused projects: These projects include retrofitting stormwater facilities to improve water quality and improving County drainage systems to reduce water quality problems. 3. <u>Capital Debt</u>: This CIP consists of the repayment of bonds and loans used to develop and implement past surface water capital projects and programs.

Solid Waste Facilities	<p>The Solid Waste Division (Public Works) 2018-2023 CIP identifies the following projects:</p> <ol style="list-style-type: none"> 1. <u>Sisco Landfill</u>: Solid Waste will work with a selected consultant in 2018 to develop contract documents and plans for the remediation and closure of the Sisco Woodwaste Landfill. The Landfill operated between 1978 and 1984, covering approximately 12.3 acres. The Landfill was permitted by the Snohomish Health District and used for the disposal of woodwaste and inert material. Remediation and closure work is scheduled to begin in 2019. 2. <u>Cathcart Flare Facility</u>: Flare Facility Improvements - Solid Waste will work with a selected consultant in 2018 to implement improvements to the landfill gas collection system at the closed Cathcart Landfill to address a decrease in gas production as the landfill ages. 3. <u>Cathcart ESS</u>: SCADA Improvements - Solid Waste will work with a selected consultant in 2018 to make improvements to its aging SCADA system located at the ESS facility at the Cathcart Way Operations Center. The system is responsible for monitoring water quality at Solid Waste facilities and methane releases at the Flare Facility.
Fleet Services	Fleet Management's 2018-2023 CIP consists of equipment replacement for individual equipment costing over \$50,000.

CHAPTER IV: DEPARTMENTAL CAPITAL IMPROVEMENT PROGRAM DETAIL

Descriptions, justifications, projected costs, and funding sources for each project are summarized in this section. The order that the worksheets are presented is determined by the County department initiating the request and by the fund of that department.

Similar projects from one department are sometimes aggregated into a single Capital Improvement Project. They may be grouped into a single project because of a similar purpose, type of expense, and funding source. Detail on transportation projects of this nature, on a project-by-project basis, is included in the County's 2018-2023 Transportation Improvement Program.

Funding source is driven by the year of project expense rather than the year of funding receipt or project authorization.



Snohomish County Capital Improvement Project 2018-2023

Department: 06 Public Works

Short Name: 102 - Request for additional REET II revenue

Description: This package requests an additional \$400,000 of REET II in 2018 for capital projects aimed at transit integration in urban corridors. With the recent passage of ST3, there is a quickly evolving need to integrate the road and pedestrian network effectively with future high capacity transit routes, including light rail and bus rapid transit stations. Current County Road Funds are fully extended toward the delivery of existing projects (concurrency, paving, safety, etc.), leaving little ability to use current resources to fund this new demand.

CIP - Capital:

Fund	SubFund	Division	Program				
102	102 County	630 Engineering	303 ES Capital				
Object	2018	2019	2020	2021	2022	2023	
Capital Outlays	\$400,000	\$0	\$0	\$0	\$0	\$0	\$0
Program Subtotal:	\$400,000	\$0	\$0	\$0	\$0	\$0	\$0
CIP-Capital Totals:	\$400,000	\$0	\$0	\$0	\$0	\$0	\$0

CIP - Funding Source:

Funding Source	2018	2019	2020	2021	2022	2023	
REET II	\$400,000	\$0	\$0	\$0	\$0	\$0	\$0
Funding Sources Total:	\$400,000	\$0	\$0	\$0	\$0	\$0	\$0



Snohomish County Capital Improvement Project 2018-2023

Department: 06 Public Works

Short Name: 102 - Road Fund Capital Improvement Program

Description: The Annual Construction Program (ACP) is updated annually along with the Six-Year Transportation Improvement Program (TIP) to specify the transportation capital program in accordance with the adopted Comprehensive Plan, which sets the stage for future land use and growth through 2035. To meet the needs of an estimated 238,000 new residents, the ACP & TIP provides for new and/or enhanced capital improvements to create a viable arterial network.

The 2018 ACP and capital road fund expenditure budget includes a one percent road levy increase providing a measure of backfill relief due to cost escalation and growing demands on the Road Fund. Several major transportation improvements are programmed for construction, including the completion of the Seattle Hill Road widening project, beginning construction on 35th Avenue SE Phase 1, completion of Adaptive Signal Systems Phase 1, and five pedestrian facility projects in partnership with Community Transit. In addition to major capacity and non-motorized projects, the capital program continues to invest in pavement preservation, ADA, and safety programs. The 2018 ACP continues to stretch and leverage local road fund dollars with mitigation fees, outside grants, and other funding sources accounting for 61 cents of every capital program dollar.

2018 PROGRAM COMPONENTS

This package describes the capital road construction program and provides staffing support, consultant and contract services necessary to design, acquire right-of-way (R/W), and construct \$30.9 million in capital improvement projects. These projects will provide for a safe, efficient transportation system that meets the growing needs of Snohomish County residents and businesses.

The 2018 capital program consists of approximately \$7 million in Preliminary Engineering (PE), which is the basic design work needed to develop projects. PE also accounts for dollars spent through the environmental permitting process, as well as for public review of projects. \$2.9 million will be devoted to R/W acquisition for new and expanded roadways. R/W dollars are also spent on land needed for drainage/detention areas and environmental mitigation sites. Approximately \$16.9 million will be spent on construction by contract and \$1.5 million by County forces on smaller scale projects. \$2.6 million will be for construction engineering and inspection needed to ensure projects are built as designed and traffic flow and safety throughout the work zones are maintained.

A. ENGINEERING & STUDIES (\$255,000). This category funds preliminary project planning, feasibility studies and specialized reviews directly associated with the ACP projects needed to ensure transportation infrastructure meets the growing needs. This category also funds the county's coordination with Sound Transit as well as potential contribution to WSDOT for partner projects.

B. PAVEMENT PRESERVATION AND REHABILITATION PROGRAM (\$5,444,000, 24% grants). Snohomish County uses a Pavement Management System, which provides a systematic approach to lengthen roadway life by timely preservation and maintenance. When road reconstruction is warranted, these projects also fall under this category. ADA ramp upgrades associated with the Overlay Program are funded in this category.

C. NON-MOTORIZED/TRANSIT/HIGH OCCUPANCY VEHICLE (\$3,625,000, 54% grants/agencies). This category funds projects to improve pedestrian and multi-modal connections along major roadways and in growing urban areas. Projects seek to improve walking conditions along popular routes between schools, transit stops, and residential and commercial areas. Safer walking conditions make it easier for citizens to take advantage of alternative modes to driving. Well-planned connections promote an area's vitality and sense of community. This category includes the county's payments to Community Transit for the Curb the Congestion program and other Transportation Demand



Snohomish County Capital Improvement Project 2018-2023

Department: 06 Public Works

Short Name: 102 - Road Fund Capital Improvement Program

Management programs.

D. TRAFFIC SAFETY/INTERSECTIONS (\$4,601,000, 53% grants/agencies). These projects provide safety improvements to spot locations, which are designed to improve traffic flow and eliminate hazards. Projects include adding turn lanes, neighborhood traffic calming devices, traffic signals, guard rail installation, road bank stabilization, and flood repair projects. This category also includes the Adaptive Signal Systems projects in collaboration with WSDOT and local cities.

E. CAPACITY IMPROVEMENTS (\$12,083,000, 42% grants, 47% mitigation). Projects in this expenditure category are designed to increase vehicle carrying capacity on the County road system. The projects provide satisfactory levels of service to meet transportation system concurrency requirements identified in the Transportation Element of the County's Comprehensive Plan. Where warranted, capacity projects add travel lanes along corridors and improve major intersections. New roadway alignments are also included in this category. Generally, these projects include bike lanes, sidewalks, landscaping and illumination.

F. BRIDGE REPLACEMENT & REHABILITATION (\$1,575,000, 29% grants). This category funds replacement and rehabilitation of deficient county bridges. Bridge projects are identified through federal and state bridge condition inspection findings and the County's Annual Bridge Condition Report.

G. DRAINAGE (\$3,277,000, 27% SWM funds). Drainage projects improve and preserve drainage infrastructure on the County road system. These projects lie within County road right of way, are an integral part of the road system and are necessary to maintain and preserve system condition. A component of this category is replacement of culverts under county roads that are currently fish blockages.

J. BRIGHTWATER MITIGATION (\$10,000). This category tracks projects that are being designed or constructed primarily through Brightwater mitigation funds. The County continues to seek funding for construction of the North Creek Trail project.

CIP - Capital:

Fund	SubFund	Division	Program			
102	102 County	610 County Road - TES	103	TES Capital		
Object	2018	2019	2020	2021	2022	2023
Salaries and Wages	\$674,726	\$0	\$0	\$0	\$0	\$0
Personnel Benefits	\$294,177	\$0	\$0	\$0	\$0	\$0
Services	\$941,000	\$0	\$0	\$0	\$0	\$0
Capital Outlays	\$1,651,000	\$0	\$0	\$0	\$0	\$0
Interfund Payments For Service	\$7,500	\$0	\$0	\$0	\$0	\$0
Program Subtotal:	\$3,568,403	\$0	\$0	\$0	\$0	\$0

102	102 County	620 Road	203 RM Capital			
Object	2018	2019	2020	2021	2022	2023
Salaries and Wages	\$478,176	\$0	\$0	\$0	\$0	\$0
Personnel Benefits	\$209,051	\$0	\$0	\$0	\$0	\$0
Supplies	\$240,000	\$0	\$0	\$0	\$0	\$0
Services	\$72,080	\$0	\$0	\$0	\$0	\$0
Interfund Payments For Service	\$492,693	\$0	\$0	\$0	\$0	\$0
Program Subtotal:	\$1,492,000	\$0	\$0	\$0	\$0	\$0



Snohomish County Capital Improvement Project 2018-2023

Department: 06 Public Works

Short Name: 102 - Road Fund Capital Improvement Program

102	102 County	630 Engineering			303 ES Capital		
Object	2018	2019	2020	2021	2022	2023	
Salaries and Wages	\$4,919,245	\$0	\$0	\$0	\$0	\$0	
Personnel Benefits	\$2,127,766	\$0	\$0	\$0	\$0	\$0	
Supplies	\$5,000	\$0	\$0	\$0	\$0	\$0	
Services	\$1,397,852	\$0	\$0	\$0	\$0	\$0	
Capital Outlays	\$16,750,851	\$42,435,000	\$45,376,000	\$37,594,000	\$34,358,000	\$25,739,000	
Interfund Payments For Service	\$418,000	\$0	\$0	\$0	\$0	\$0	
Program Subtotal:	\$25,618,714	\$42,435,000	\$45,376,000	\$37,594,000	\$34,358,000	\$25,739,000	

102	102 County	650 County Road			503 Admin Operations		
Object	2018	2019	2020	2021	2022	2023	
Salaries and Wages	\$136,538	\$0	\$0	\$0	\$0	\$0	
Personnel Benefits	\$54,345	\$0	\$0	\$0	\$0	\$0	
Program Subtotal:	\$190,883	\$0	\$0	\$0	\$0	\$0	

CIP-Capital Totals: **\$30,870,000** **\$42,435,000** **\$45,376,000** **\$37,594,000** **\$34,358,000** **\$25,739,000**

CIP - Funding Source:

Funding Source	2018	2019	2020	2021	2022	2023
Transportation Mitigation	\$5,950,000	\$5,942,000	\$6,746,000	\$6,183,000	\$9,239,000	\$4,650,000
Transportation Grant	\$11,236,000	\$23,900,000	\$24,429,000	\$15,968,000	\$11,076,000	\$7,458,000
SWM Funds	\$900,000	\$900,000	\$900,000	\$900,000	\$900,000	\$900,000
REET II	\$600,000	\$600,000	\$600,000	\$600,000	\$600,000	\$600,000
PWTFL	\$0	\$1,000,000	\$1,000,000	\$1,000,000	\$0	\$0
Plats	\$65,000	\$65,000	\$65,000	\$65,000	\$65,000	\$65,000
Fed Forest II	\$50,000	\$50,000	\$50,000	\$50,000	\$50,000	\$50,000
County Road	\$12,069,000	\$9,978,000	\$11,586,000	\$12,828,000	\$12,428,000	\$12,016,000
Funding Sources Total:	\$30,870,000	\$42,435,000	\$45,376,000	\$37,594,000	\$34,358,000	\$25,739,000



Snohomish County Capital Improvement Project 2018-2023

Department: 06 Public Works

Short Name: 188 Arlington Operations Center

Description: The Road Maintenance division (Road Maintenance) operates from two locations: the Arlington Shop and the Cathcart Way Operations Center, maintaining 1,590 road miles and 200 bridges.

Road Maintenance has approximately 68 full time staff based at Arlington and 103 staff based at Cathcart, with high levels of temporary staff added during summer months. Road Maintenance provides day-to-day maintenance and small project construction services. It is also an important emergency responder for flooding, landslides, opening roads for utilities, and other emergency services.

This package is a request to purchase land for a future site location, and to hire consultants to begin design of the new shop building(s). This 2018 request is the first step in a long term project to replace the Arlington Shop.

CIP - Capital:

Fund	SubFund	Division	Program			
188	188	Public Wrks Facility	650	County Road	501	Admin Operations
Object	2018	2019	2020	2021	2022	2023
Services	\$500,000	\$764,628	\$1,284,576	\$407,107	\$441,287	\$0
Capital Outlays	\$4,000,000	\$0	\$0	\$13,126,341	\$13,333,576	\$0
Program Subtotal:	\$4,500,000	\$764,628	\$1,284,576	\$13,533,448	\$13,774,863	\$0
CIP-Capital Totals:	\$4,500,000	\$764,628	\$1,284,576	\$13,533,448	\$13,774,863	\$0

CIP - Funding Source:

Funding Source	2018	2019	2020	2021	2022	2023
ER&R Funds	\$1,000,000	\$175,000	\$294,000	\$0	\$0	\$0
County Road	\$3,500,000	\$589,628	\$990,576	\$0	\$0	\$0
Bond Proceeds-Other	\$0	\$0	\$0	\$13,533,448	\$13,774,863	\$0
Funding Sources Total:	\$4,500,000	\$764,628	\$1,284,576	\$13,533,448	\$13,774,863	\$0



Snohomish County Capital Improvement Project 2018-2023

Department: 06 Public Works

Short Name: 402 - Solid Waste Capital Improvement Program

Description: This package includes the 2018 Capital program budget request and the 6-year Capital Improvement Plan (CIP).

The 2018 Capital program includes:

- Construction for closure of the Sisco Landfill (\$4.15M)
- Tractor and trailer (\$220k)
- Drop box site improvements (\$225k)
- Computer system improvement for remote monitoring equipment - SCADA & landfill gas system upgrade (\$600k)
- Contingency funding for unanticipated repair (\$350k)

CIP - Capital:

Fund	SubFund	Division	Program			
<u>402</u>	<u>402</u>	<u>Solid Waste</u>	<u>405 Engineering And</u>	<u>437</u>	<u>Solid Waste-Capital</u>	
Object	2018	2019	2020	2021	2022	2023
Supplies	\$325,000	\$25,000	\$25,000	\$25,000	\$25,000	\$25,000
Services	\$675,000	\$175,000	\$175,000	\$175,000	\$175,000	\$175,000
Capital Outlays	\$4,270,000	\$1,818,000	\$1,853,360	\$1,889,427	\$50,000	\$50,000
Interfund Payments For Service	\$275,000	\$100,000	\$100,000	\$100,000	\$100,000	\$100,000
Program Subtotal:	\$5,545,000	\$2,118,000	\$2,153,360	\$2,189,427	\$350,000	\$350,000
CIP-Capital Totals:	\$5,545,000	\$2,118,000	\$2,153,360	\$2,189,427	\$350,000	\$350,000

CIP - Funding Source:

Funding Source	2018	2019	2020	2021	2022	2023
Solid Waste Tipping Fees	\$1,395,000	\$2,118,000	\$2,153,360	\$2,189,427	\$350,000	\$350,000
Sisco Landfill Restricted	\$4,150,000	\$0	\$0	\$0	\$0	\$0
Funding Sources Total:	\$5,545,000	\$2,118,000	\$2,153,360	\$2,189,427	\$350,000	\$350,000



Snohomish County Capital Improvement Project 2018-2023

Department: 06 Public Works

Short Name: 415 SWM Capital Improvement Program

Description: This priority package describes the Annual Construction Plan (ACP) and the six-year Capital Improvement Plan (CIP) for the Surface Water Management (SWM) Division of Public Works.

The 2018 Capital (Program 513) plan for SWM encompasses three major areas:

Stream and River Capital (Sub-Program 003); Drainage and Water Quality Capital (Sub-Program 008); Bond Debt Service (Sub-Program 009)

For the 2018 budget season Surface Water Management has employed a new STEP influenced technique for FTE allocations. The new method is more efficient and effective resulting in fewer fractioned staff among the subprograms, and a clearer picture of staff resources required to support SWM functions. Moving forward only the addition or deletion of an FTE, or substantial adjustments to division program priorities will be highlighted in the budget request in priority packages. These new allocations are represented at the start of the expenditure detail of this priority package.

Stream and River Capital (Sub-Program 003)

The Stream and River Capital program includes river, sediment, and erosion control projects on large rivers, home elevation grants for structures in the floodplain to reduce future river flood recovery costs, and feasibility analysis, design and construction of projects to restore or improve habitat and water quality in rivers and streams.

The Stream and River Capital program also focuses on mitigating future losses through the acquisition or elevation of flood prone structures, and improvements to dikes or levees as needed. Habitat restoration capital efforts are focused on implementation of the County's Salmon Recovery Plans organized around WRIA 5 (Stillaguamish), WRIA 7 (Snohomish) and WRIA 8 (South County Lake Washington) and implementation of project recommendations from the Sustainable Lands Strategy (SLS) process. Restoration projects include large estuary projects designed to improve estuary habitat for salmon, such as Smith Island Restoration, and smaller restoration projects such as installing "flood fences" which are designed to improve habitat and reduce flood and river debris that accumulates on agricultural lands, and installing wood structures in the river system to provide habitat for fish. This program includes river assessments, which are used to understand river processes and to identify potential capital improvements for fish habitat and other floodplain goals.

Key 2018 Outcomes include:

Smith Island Restoration project: Completion of Smith Island project construction. This project alone helps Snohomish County to meet 25% of the ten-year Puget Sound regional target for estuary restoration. Project completion improves the resiliency of surrounding urban areas and will enhance flood storage.

FEMA flood damage reduction projects: Administer FEMA grants to elevate or relocate structures or purchase properties to reduce repetitive loss due to flooding.

For 2018, the River Capital program is requesting \$600k of REET II, which will be used for the Smith Island Restoration Project, to continue funding design of three SLS-identified habitat projects along the Snohomish River, to fund two projects in the Stillaguamish basin, two projects along the Pilchuck River and to provide match for FEMA mitigation grants.

DRAINAGE and WATER QUALITY CAPITAL (Sub-Program 008)



Snohomish County Capital Improvement Project 2018-2023

Department: 06 Public Works

Short Name: 415 SWM Capital Improvement Program

This program provides engineering planning and analysis, project design, and project construction for drainage and water quality problems throughout the County. The projects include upsizing culverts or drainage systems, installing new drainage or infiltration systems to reduce road flooding, and retrofitting drainage and stormwater facilities to increase stormwater detention and/or improve water quality. This program has the following main components:

Drainage and Flooding Reduction projects: These projects resolve neighborhood and basin wide drainage and road flooding problems. The projects are developed from drainage complaints, referrals from other County departments and divisions, master drainage plans and other engineering studies. This includes a cost-share incentive program for improving water quality on private property.

Fish Passage Improvement projects: This includes the development and implementation of a program to replace existing fish blockage culverts with systems that allow and encourage fish passage.

Master Drainage Planning, basin planning, and Water Quality Facility Planning: This program includes analysis of specific geographic areas and preliminary design to resolve existing and predicted future drainage, water quality and habitat problems.

NPDES and water quality-focused projects: These projects include retrofitting stormwater facilities to improve water quality and improve County drainage systems to reduce water quality problems.

Key 2018 Outcomes include:

Drainage and Water Quality Projects: The proposed 2018 budget includes nine (9) capital projects to be constructed by Road Maintenance (estimated construction cost of \$1M), five (5) projects constructed by contract construction (estimated construction cost of \$8.4M), and design/analysis for projects to be constructed in future years. Project benefits include road flooding reduction/elimination, fish passage improvements, water quality improvements, LID implementation, and failing infrastructure replacement. Ten (10) of the 14 projects are funded by SWM's UGA surcharge.

Highlights of the 2018 construction season will include:

Maple Road Project: Construct a large drainage and road project to stop frequent road flooding at Maple Road and Ash Way, in partnership with the City of Lynnwood, using SWM UGA surcharge funds and REET II.

Construction of 4 fish passage culvert projects funded by SWM UGA surcharge funds.

Construction of a stormwater facility retrofit project that will increase treatment for water quality and quantity. Funding for the project is SWM service charges.

Partnership with the Snohomish Conservation District (SCD) and the Wild Fish Conservancy (WFC) to design and construct 4 culverts to provide fish passage. SCD and WFC plan to construct 3 culverts in 2018 and SWM plans to construct 1 in 2019. Funding comes from a grant (RCO) and SWM service charges.

For 2018, SWM's Drainage and Water Quality Capital Program is requesting \$600k in REET II funding to be used toward final design & permitting of three fish passage culverts in the Stillaguamish basin, construction of a mid-sized drainage improvement in the Snohomish basin, and approximately



Snohomish County Capital Improvement Project 2018-2023

Department: 06 Public Works

Short Name: 415 SWM Capital Improvement Program

\$400k towards the Maple Road and Ash Way project.

Bond Debt Service (Sub-Program 009)

This program consists of the repayment of bonds and loans used to develop and implement past surface water capital projects and programs. This includes the DNR Bond repayment and E-CIDI bond repayment.

CIP - Capital:

Fund	SubFund	Division	Program				
<u>415</u>	<u>415 Surface Water</u>	<u>357 Surface Water</u>	<u>513 SWM Capital</u>				
Object	2018	2019	2020	2021	2022	2023	
FundBal,Nonexp,TransOut	\$30,000	\$0	\$0	\$0	\$0	\$0	
Salaries and Wages	\$2,058,993	\$0	\$0	\$0	\$0	\$0	
Personnel Benefits	\$827,055	\$0	\$0	\$0	\$0	\$0	
Supplies	\$108,800	\$0	\$0	\$0	\$0	\$0	
Services	\$3,317,618	\$0	\$0	\$0	\$0	\$0	
Capital Outlays	\$10,392,344	\$11,748,000	\$9,722,300	\$9,841,740	\$8,316,321	\$8,171,045	
Debt Service: Principal	\$1,174,199	\$1,219,198	\$1,279,233	\$1,344,233	\$0	\$0	
Debt Service Costs	\$235,168	\$192,133	\$131,173	\$67,212	\$0	\$0	
Interfund Payments For Service	\$2,685,100	\$0	\$0	\$0	\$0	\$0	
Program Subtotal:	\$20,829,277	\$13,159,331	\$11,132,706	\$11,253,184	\$8,316,321	\$8,171,045	
CIP-Capital Totals:	\$20,829,277	\$13,159,331	\$11,132,706	\$11,253,184	\$8,316,321	\$8,171,045	

CIP - Funding Source:

Funding Source	2018	2019	2020	2021	2022	2023
SWM Funds	\$6,368,929	\$7,490,331	\$7,250,706	\$6,616,184	\$3,689,321	\$3,749,045
REET II	\$1,200,000	\$600,000	\$600,000	\$600,000	\$600,000	\$600,000
Prior Year Funds	\$5,211,503	\$0	\$75,000	\$800,000	\$0	\$0
Other Grants	\$2,650,000	\$4,595,000	\$2,715,000	\$2,820,000	\$3,920,000	\$3,600,000
Mitigation Funds	\$819,267	\$0	\$0	\$0	\$0	\$0
Interlocal Agreements	\$4,296,088	\$212,000	\$210,000	\$210,000	\$0	\$0
County Road	\$283,490	\$262,000	\$282,000	\$207,000	\$107,000	\$222,000
Funding Sources Total:	\$20,829,277	\$13,159,331	\$11,132,706	\$11,253,184	\$8,316,321	\$8,171,045

CIP - Operating:

Category Name	2018	2019	2020	2021	2022	2023
		\$0	\$0	\$0	\$0	\$0
Totals:		\$0	\$0	\$0	\$0	\$0



Snohomish County Capital Improvement Project 2018-2023

Department: 09 Parks And Recreation

Short Name: Parks - Fund 185 Conservation Futures Capital

Description: The Snohomish County Conservation Futures Program is responsible for administering funds for the purpose of acquiring interests or rights in real property located within Snohomish County which meet open space and conservation requirements as per RCW 84.24.230 and S.C.C. 4.14. Funding for the program is through the collection of up to \$0.0625 per \$ 1,000 of assessed valuation against all taxable real property within Snohomish County.

S.C.C. 4.14.080 establishes a Conservation Futures Advisory Board, consisting of the County Executive representative, two County Council representatives, two elected officials from cities within the county, and two citizen representatives, to make recommendations for projects funded by Conservation Futures revenue. Projects are evaluated and prioritized based on various criteria, including regional significance, multi-jurisdictional benefit, enhancement to current conservation programs, consequences from development, compliance with open space policies, and/or establishment of a trail corridor or natural area linkage. The board meets as necessary and makes recommendations which are forwarded to the County Executive for transmittal to the County Council for final action.

This budget reflects the balance of funding for projects to be completed in 2018 that were approved by the committee as well as operations and maintenance plus bond debt payment and mandatory inter-fund costs. The budget also allows for available funding for new projects as defined by Conservation Futures Advisory Board.

CIP - Capital:

Fund	SubFund	Division	Program			
185	185	Conservation Futures	985 Parks And Recreation -	191	Conservation Futures	
Object	2018	2019	2020	2021	2022	2023
Capital Outlays	\$4,343,365	\$1,000,000	\$1,000,000	\$1,000,000	\$1,000,000	\$1,000,000
Program Subtotal:	\$4,343,365	\$1,000,000	\$1,000,000	\$1,000,000	\$1,000,000	\$1,000,000
CIP-Capital Totals:	\$4,343,365	\$1,000,000	\$1,000,000	\$1,000,000	\$1,000,000	\$1,000,000

CIP - Funding Source:

Funding Source	2018	2019	2020	2021	2022	2023
Prior Year Funds	\$3,343,365	\$0	\$0	\$0	\$0	\$0
Conservation Tax Fund	\$1,000,000	\$1,000,000	\$1,000,000	\$1,000,000	\$1,000,000	\$1,000,000
Funding Sources Total:	\$4,343,365	\$1,000,000	\$1,000,000	\$1,000,000	\$1,000,000	\$1,000,000



Snohomish County Capital Improvement Project 2018-2023

Department: 09 Parks And Recreation

Short Name: Parks-309 -Capital Support

Description: SUPPORT - PARKS ACQUISITION, DEVELOPMENT AND IMPROVEMENTS: Parks requires a variety of professional staff to support the Parks Department's capital planning, citizen participation, grant writing, contracts, Interlocal Cooperation Agreements, acquisition, design and engineering, program supervision, and construction management. In addition, funding for smaller capital projects that may be constructed by Parks maintenance staff is included in this package.

The Snohomish County Park Improvement Plan which provides support for park acquisition, development, and improvement projects includes:

GENERAL IMPROVEMENTS: Funding for small capital projects. These projects are typically accomplished by the Parks Maintenance Division and are focused on priorities such as ADA and NPDES improvements, life-cycle replacements and operational efficiencies. Funding is proposed as follows:

Prior Year Balance: \$0

2018: \$400,000 (REET 2) & \$14,700 (2013 Bond Interest)

Future Years: 2019 - \$400,000 (REET 2), 2020 - \$400,000 (REET 2), 2021 - \$400,000 (REET 2), 2022 - \$400,000 (REET 2) and 2023 - \$400,000 (REET 2)

Project Start/End Date: On-going program

Project Status: A number of projects were completed in 2017 including energy efficiency upgrades, roof replacements, rental home improvements, fencing and others. A list of projects to be completed in 2018 has been generated and is ranked for completion.

Changes Since the 2017 Budget: Increased annual allocation

CAPITAL SUPPORT/SALARIES, OVERHEAD AND BENEFITS: On-going funding for professional staff to support Parks' capital program. Capital staffing includes planners, landscape architects, engineers, contract administration, property acquisition specialist, a Contracts, Land and Capital Planning Manager and a portion of management/supervision. Funding is proposed as follows:

Prior Year Balance: \$0

2018: \$1,589,222 (REET 2)

Future Years: 2019 - \$1,647,374 (REET 2), 2020 - \$1,707,892 (REET 2), 2021 - \$1,770,883 (REET 2), 2022 - \$1,836,458 and 2023 - \$1,904,735 (REET 2)

Project Start/End Date: On-going program

Project Status: The Planning group completed a wide variety of projects in 2017 including land acquisitions, Preferred Plan development, design and engineering, permit procurement, construction oversight and management, life-cycle renovations, long-range planning processes, public outreach and others.

Changes Since the 2017 Budget: Adjustment of annual fund requirements to reflect current salaries, overhead, etc.

2013 BOND REPAYMENT: Repayment of a bond issued in 2013 to fund a variety of capital improvements. Repayment of this bond will continue over the coming years. Funding is proposed as follows:



Snohomish County Capital Improvement Project 2018-2023

Department: 09 Parks And Recreation

Short Name: Parks-309 -Capital Support

Prior Year Balance: \$0
 2018: \$345,450 (REET 2)
 Future Years: 2019 - \$340,450 (REET 2), 2020 - \$345,450 (REET 2), 2021 - \$344,450 (REET 2),
 2022 - \$ 343,250 (REET 2) and 2023 - \$126,650 (REET 2)

Project Start/End Date: 2013/2032
 Project Status: On-going repayment project
 Changes Since the 2017 Budget: None

SMALL CAPITAL IMPROVEMENTS PROGRAM: This program completes small, park, capital projects using in-house staff. Typical projects include playground replacement, trail construction, asphalt preservation and miscellaneous projects that are often time consuming and difficult to bid (e.g. fence repairs/replacement). Efficiencies are gained through reduced project completion time, reduced costs to complete the project and incorporation of lower maintenance components. Funding is proposed as follows:

Prior Year Balance: \$0
 2018: \$222,241 (REET 2)
 Future Years: 2019 - \$230,832 (REET 2), 2020 - \$239,788 (REET 2), 2021 - \$249,126 (REET 2),
 2022 - \$258,863 (REET 2) and 2023 - \$269,018 (REET 2)

Project Start/End Date: On-going program
 Project Status: On-going program
 Changes Since the 2017 Budget: None

THREE LAKES SHOP ROOF REPLACEMENT: Life-cycle replacement of the roof on the Three Lakes Ranger office. Funding is proposed as follows:

Prior Year Balance: \$0
 2018: \$0
 Future Years: 2023 - \$50,000 (REET 2)
 Project Start/End Date: On-going program
 Project Status: On-going program
 Changes Since the 2017 Budget: New project

CIP - Capital:

Fund	SubFund	Division	Program				
	Object	2018	2019	2020	2021	2022	2023
		\$0	\$0	\$0	\$0	\$0	\$50,000
	Program Subtotal:	\$0	\$0	\$0	\$0	\$0	\$50,000
309	001 Parks Construction	985 Parks And Recreation -		949 Support			
	Object	2018	2019	2020	2021	2022	2023
	FundBal,Nonexp,TransOut	\$345,450	\$340,450	\$345,250	\$344,450	\$343,250	\$126,650
	Salaries and Wages	\$55,829	\$0	\$0	\$0	\$0	\$0
	Personnel Benefits	\$30,373	\$0	\$0	\$0	\$0	\$0
	Capital Outlays	\$414,700	\$400,000	\$400,000	\$400,000	\$400,000	\$400,000



Snohomish County Capital Improvement Project 2018-2023

Department: 09 Parks And Recreation

Short Name: Parks-309 -Capital Support

309 001 Parks Construction 985 Parks And Recreation - 949 Support

Object	2018	2019	2020	2021	2022	2023
Interfund Payments For Service	\$136,039	\$230,832	\$239,788	\$249,126	\$258,863	\$269,018
Program Subtotal:	\$982,391	\$971,282	\$985,038	\$993,576	\$1,002,113	\$795,668

309

Object	2018	2019	2020	2021	2022	2023
	\$0	\$1,647,374	\$1,707,892	\$1,770,883	\$1,836,458	\$1,904,735
Program Subtotal:	\$0	\$1,647,374	\$1,707,892	\$1,770,883	\$1,836,458	\$1,904,735

309 309 Parks Construction 985 Parks And Recreation - 949 Support

Object	2018	2019	2020	2021	2022	2023
Salaries and Wages	\$983,371	\$0	\$0	\$0	\$0	\$0
Personnel Benefits	\$420,314	\$0	\$0	\$0	\$0	\$0
Supplies	\$15,600	\$0	\$0	\$0	\$0	\$0
Services	\$34,400	\$0	\$0	\$0	\$0	\$0
Interfund Payments For Service	\$135,537	\$0	\$0	\$0	\$0	\$0
Program Subtotal:	\$1,589,222	\$0	\$0	\$0	\$0	\$0

CIP-Capital Totals: **\$2,571,613** **\$2,618,656** **\$2,692,930** **\$2,764,459** **\$2,838,571** **\$2,750,403**

CIP - Funding Source:

Funding Source	2018	2019	2020	2021	2022	2023
REET II	\$2,556,913	\$2,618,656	\$2,692,930	\$2,764,459	\$2,838,571	\$2,750,403
Interest	\$14,700	\$0	\$0	\$0	\$0	\$0
Funding Sources Total:	\$2,571,613	\$2,618,656	\$2,692,930	\$2,764,459	\$2,838,571	\$2,750,403



Snohomish County Capital Improvement Project 2018-2023

Department: 09 Parks And Recreation

Short Name: Parks-309 -Community Parks

Description: COMMUNITY PARKS: Community Parks are facilities which are typically located in close proximity to population hubs and provide a mix of recreational amenities that are selected to serve the surrounding community. Amenities provided within Community Parks often include the types of improvements which are included within Parks' level-of-service and, as such, may help address needs related to population growth. Community Park projects included in the six year capital program include property acquisition, development, improvements and/or renovation and are included to provide new amenities to serve new population, expand and/or take care of existing Community Parks.

Snohomish County's Park Improvement Plan for Community Parks consists of the following:

BRIGHTWATER MITIGATION PROGRAM: Park acquisition and development projects based upon a mitigation agreement with King County/METRO for the Brightwater Sewage Treatment Plant. Remaining improvements identified as part of this agreement are planned to be completed at a site north of the Brightwater plant which was acquired in 2015 for this purpose. Funding is proposed as follows:

Prior Year Balance: \$3,441,906
2018: \$14,591 (PDS reimbursement)
Future Years: \$0

Project Start/End Date: 2013/TBD
Project Status: Site design work is underway and permitting and construction will follow.
Changes Since the 2017 Budget: None

CAVALERO HILL PARK DEVELOPMENT: Development of the Cavalero Hill Park site based upon a completed Preferred Plan. The park is proposed to include a skate park, off-leash dog area, playground, sand volleyball courts, bmx track, trails, open space and possible commercial area. This project is being pursued in partnership with the City of Lake Stevens. Funding is currently proposed to complete Phase 1b of this project and accumulate funding for future phases. Funding is proposed as follows:

Prior Year Balance: \$402,607
2018: \$46,801 (GMA Mit. Fees)
Future Years: 2019 - \$50,000 (GMA Mit. Fees), 2020 - \$60,000 (GMA Mit. Fees), 2021 - \$70,000 (GMA Mit. Fees), 2022 - \$80,000 (GMA Mit. Fees) and 2023 - \$90,000 (GMA Mit. Fees)

Project Start/End Date: 2014/TBD
Project Status: Construction of the skate park is anticipated to be completed in 2017.
Changes Since the 2017 Budget: Update to actual 2018 GMA mitigation collection and adjustment of out-years funding to reflect estimated mitigation fee collections.

ESPERANCE PARK IMPROVEMENTS: Park improvements identified through a Preferred Plan development process. Currently proposed park features include: nature-based playground, off-leash dog area, community garden, parking and other improvements. Funding is proposed as follows:

Prior Year Balance: \$835,617
2018: \$850,000 (GMA Mit. Fees)
Future Years: \$0

Project Start/End Date: 2014/2018



Snohomish County Capital Improvement Project 2018-2023

Department: 09 Parks And Recreation

Short Name: Parks-309 -Community Parks

Project Status: Acquisition of adjacent property was completed in 2015 and site design work is being pursued.
Changes Since the 2017 Budget: None

FAIRFIELD PARK IMPROVEMENTS: Minor on-going improvements, utilizing collected park impact fees. Funding is proposed as follows:

Prior Year Balance: \$0

2018: \$0

Future Years: 2019 - \$3,000 (SEPA Mit. Fees), 2020 - \$3,000 (SEPA Mit. Fees), 2021 \$3,000 (SEPA Mit. Fees), 2022 \$3,000 (SEPA Mit. Fees) and 2023 - \$3,000 (SEPA Mit. Fees)

Project Start/End Date: On-going program

Project Status: Projects will be identified and completed as funding is available.

Changes Since the 2017 Budget: Removal of SEPA mitigation fees for 2018 based on lack of collection.

FORSGREN PLAYGROUND REPLACEMENT/SITE IMPROVEMENTS: Life-cycle replacement of the Forsgren playground and other improvements as SEPA based mitigation funding is available.

Funding is proposed as follows:

Prior Year Balance: \$200,000

2018: \$0

Future Years: 2019 - \$3,000 (SEPA Mit. Fees), 2020 - \$3,000 (SEPA Mit. Fees), 2021 - \$3,000 (SEPA Mit. Fees), 2022 - \$3,000 (SEPA Mit. Fees) and 2023 - \$3,000 (SEPA Mit. Fees)

Project Start/End Date: 2017/2018 and on-going

Project Status: Playground replacement project is being scoped in preparation for completion through Small Capital Improvements Program (SCIP).

Changes Since the 2017 Budget: Removal of 2018 SEPA mitigation fees based on lack of collection.

GRANITE FALLS RECREATION GYM: The City of Granite Falls is acquiring a foreclosed community building. Construction and improvements of recreation gym will completed in cooperation with the City. Funding is proposed as follows:

Prior Year Balance: \$250,000

2018: \$0

Future Years: \$0

Project Start/End Date: 2017/2018

Project Status: An Interlocal Agreement with the City of Granite Falls will be completed once the community building is acquired.

Changes Since the 2017 Budget: None

LAKE ROESIGER IMPROVEMENTS: Park reconfiguration to improve access to the water, move parking away from lake, provide better stormwater management and add other park amenities. Funding is proposed as follows:

Prior Year Balance: \$36,536



Snohomish County Capital Improvement Project 2018-2023

Department: 09 Parks And Recreation

Short Name: Parks-309 -Community Parks

2018: \$19,803 (SEPA Mit. Fees)

Future Years: 2019 - \$315,000 (GMA Mit. Fees, REET 2), 2020 - \$15,000 (GMA Mit. Fees), 2021 - \$15,000 (GMA Mit. Fees), 2022 - \$15,000 (GMA Mit. Fees and 2023 - \$15,000 (GMA Mit. Fees),

Project Start/End Date: 2018/TBD

Project Status: Septic reconfiguration design has been completed and design for a community built shelter is underway.

Changes Since the 2017 Budget: Adjustment of 2018 mitigation funding provided from GMA to SEPA.

LAKE STEVENS PARK IMPROVEMENTS: Minor on-going improvements at Lake Stevens Community Park to facilitate use of the park. Funding is proposed as follows:

Prior Year Balance: \$0

2018: \$1,090 (SEPA Mit. Fees)

Future Years: 2019 - \$5,000 (SEPA Mit. Fees), 2020 - \$5,000 (SEPA Mit. Fees), 2021 - \$5,000 (SEPA Mit. Fees) and 2022 - \$5,000 (SEPA Mit. Fees) and 2023 - \$5,000 (SEPA Mit. Fees)

Project Start/End Date: On-going program

Project Status: Funding is being accumulated and projects will be completed as funding is available.

Changes Since the 2017 Budget: Adjusted 2018 SEPA mitigation funding to reflect actual collections.

LAKE STEVENS PAVEMENT PRESERVATION: Pavement preservation at Lake Stevens Community Park (i.e. sealing). Work is planned to minimize the need for future, large scale renovation. Funding is proposed as follows:

Prior Year Balance: \$0

2018: \$0

Future Years: 2019 - \$85,200 (REET 2)

Project Start/End Date: 2019/2019

Project Status: Project pending funding in 2019

Changes Since the 2017 Budget: None

LAKE STEVENS PLAYGROUND REPLACEMENT: Life-cycle replacement of the Lake Stevens playground. Funding is proposed as follows:

Prior Year Balance: \$0

2018: \$0

Future Years: 2023 - \$75,600 (REET 2)

Project Start/End Date: 2023/2023

Project Status: Project pending funding availability

Changes Since the 2017 Budget: New project

LAKE STICKNEY PARK DEVELOPMENT: Site improvements based upon completed Preferred Plan. Proposed site features include a trail system, wetland boardwalks, lake view point, multipurpose



Snohomish County Capital Improvement Project 2018-2023

Department: 09 Parks And Recreation

Short Name: Parks-309 -Community Parks

lawn and play features. Site development will be completed in at least two phases. Funding is proposed as follows:

Prior Year Balance: \$0

2018: \$0

Future Years: 2020 - \$1,000,000 (GMA Mit. Fees) and 2021 - \$1,000,000 (GMA Mit. Fees)

Project Start/End Date: 2020/2022

Project Status: Phase I of the project is currently under construction and is anticipated to be completed in 2018. Phase II will be initiated following funding availability.

Changes Since the 2017 Budget: None

LOGAN BALLFIELD RENOVATION: Logan Park was originally developed in the 1970's and renovated in the 1990's. Ballfield renovation is proposed as a life-cycle improvement in order to maintain quality recreational use. Renovation is anticipated to include review of drainage, regrading, replacement of in-field mix, establishment of new turf and other possible improvements, utilizing the SCIP. Funding is proposed as follows:

Prior Year Balance: \$0

2018: \$0

Future Years: 2023 - \$75,600 (REET 2)

Project Start/End Date: 2023/2023

Project Status: Project pending funding availability

Changes Since the 2017 Budget: New project

MARTHA LAKE AIRPORT PARK IMPROVEMENTS: Park improvements including development of an off-leash dog area and ballfield improvements. Funding is proposed as follows:

Prior Year Balance: \$102,948

2018: \$0

Future Years: \$0

Project Start/End Date: 2016/2018

Project Status: Ballfield improvements and installation of an off-leash dog area were completed in 2017. Scoping for other park needs is underway and will be completed with remaining funding.

Changes Since the 2017 Budget: None

MINER'S CORNER PAVEMENT PRESERVATION: Pavement preservation at Miner's Corner Park (i.e. sealing). Work is planned to minimize the need for future, large scale renovation. Funding is proposed as follows:

Prior Year Balance: \$0

2018: \$0

Future Years: 2021 - \$30,000 (REET 2)

Project Start/End Date: 2021/2021

Project Status: Project pending funding in 2021



Snohomish County Capital Improvement Project 2018-2023

Department: 09 Parks And Recreation

Short Name: Parks-309 -Community Parks

Changes Since the 2017 Budget: None

PAINE FIELD PARK IMPROVEMENTS: On-going park improvements, utilizing park impact mitigation fees and REET 2. A variety of needed improvements have been identified by user groups and will be completed as funding is available. Funding is proposed as follows:

Prior Year Balance: \$13,706

2018: \$41,000 (REET 2)

Future Years: 2019 - \$45,000 (SEPA Mit. Fees and REET 2), 2020 - \$45,000 (SEPA Mit. Fees and REET 2), 2021 - \$45,000 (SEPA Mit. Fees and REET 2), 2022 - \$45,000 (SEPA Mit. Fees and REET 2) and 2023 - \$45,000 (SEPA Mit. Fees and REET 2)

Project Start/End Date: On-going program

Project Status: Funding is expended as projects are identified and sufficient funding is available for completion.

Changes Since the 2017 Budget: Update to actual SEPA mitigation collection.

PAINE FIELD PLAYGROUND REPLACEMENT: Life-cycle replacement of the playground at Paine Field. Funding is proposed as follows:

Prior Year Balance: \$0

2018: \$0

Future Years: 2022 - \$75,600 (REET 2)

Project Start/End Date: 2022/2022

Project Status: Project pending funding availability in 2022.

Changes Since the 2017 Budget: None

PELZ IMPROVEMENTS: Minor, on-going park improvements utilizing park impact mitigation fees collected within the Tulalip collection area. Projects will be selected and completed as funding is available. Funding is proposed as follows:

Prior Year Balance: \$1,158

2018: \$1,017 (SEPA Mit. Fees)

Future Years: 2019 - \$1,000 (SEPA Mit. Fees), 2020 - \$1,000 (SEPA Mit. Fees), 2021 - \$1,000 (SEPA Mit. Fees), 2022 - \$1,000 (SEPA Mit. Fees) and 2023 - \$1,000 (SEPA Mit. Fees)

Project Start/End Date: On-going program

Project Status: Funding is expended as projects are identified and sufficient funding is available for project completion.

Changes Since the 2017 Budget: Adjustment to SEPA funding to reflect actual collection.

SOUTHWEST COUNTY UGA COMMUNITY PARK ACQUISITION AND DEVELOPMENT:

Acquisition and development of new Community Park amenities in the Southwest UGA. Project may be completed through possible partnership with city jurisdiction(s). Funding is proposed as follows:

Prior Year Balance: \$1,684,274



Snohomish County Capital Improvement Project 2018-2023

Department: 09 Parks And Recreation

Short Name: Parks-309 -Community Parks

2018: \$875,147 (GMA Mit. Fees)

Future Years: 2019 - \$1,500,000 (GMA Mit. Fees, anticipated grant), 2020 - \$1,000,000 (GMA Mit. Fees), 2021 - \$1,000,000 (GMA Mit. Fees) and 2022 - \$1,000,000 (GMA Mit. Fees)

Project Start/End Date: 2017/TBD

Project Status: Project pending accumulation of sufficient funding to proceed with identification of property suitable for acquisition. Working with other jurisdictions to identify possible partnership opportunities.

Changes Since the 2017 Budget: Adjustment of GMA funding to reflect actual collection and modification of out year allocations.

TAMBARC CREEK PAVEMENT PRESERVATION: Pavement preservation (i.e. sealing) to preserve pavement integrity. Work is planned to minimize the need for future, large scale renovation. Funding is proposed as follows:

Prior Year Balance: \$0

2018: \$0

Future Years: 2021 - \$85,200 (REET 2)

Project Start/End Date: 2021/2021

Project Status: Project pending funding in 2021

Changes Since the 2017 Budget: None

WHITEHORSE PARK IMPROVEMENTS: Facility improvements at Whitehorse Community Park, including installation of campground, trailhead improvements and other possible amenities. Funding is proposed as follows:

Prior Year Balance: \$305,164

2018: \$500,000 (REET 2)

Future Years: 2019 - \$200,000 (REET 2)

Project Start/End Date: 2017/2019

Project Status: Project scoping underway

Changes Since the 2017 Budget: Addition of funding targeted at campground improvements.

WILLIS D. TUCKER PARK DEVELOPMENT: Construction of the final phase of Willis D. Tucker Park. Funding is proposed as follows:

Prior Year Balance: \$0

2018: \$0

Future Years: 2022 - \$1,000,000 (GMA Mit. Fees) and 2023 - \$2,000,000 (GMA Mit. Fees)

Project Start/End Date: 2022/TBD

Project Status: Project pending funding in 2022

Changes Since the 2017 Budget: Adjustment to out years funding.



Snohomish County Capital Improvement Project 2018-2023

Department: 09 Parks And Recreation

Short Name: Parks-309 -Community Parks

WILLIS D. TUCKER PARK PAVEMENT PRESERVATION: Pavement preservation (i.e. sealing) to preserve pavement integrity. Work is planned to minimize the need for future, large scale renovation. Funding is proposed as follows:

Prior Year Balance: \$0
 2018: \$0
 Future Years: 2020 - \$85,200 (REET 2)

Project Start/End Date: 2020/2020
 Project Status: Project pending funding in 2020
 Changes Since the 2017 Budget: None

WILLIS D. TUCKER PLAYGROUND REPLACEMENT: Life-cycle replacement of the Willis D. Tucker playground. Funding is proposed as follows:

Prior Year Balance: \$0
 2018: \$0
 Future Years: 2020 - \$75,600 (REET 2)

Project Start/End Date: 2020/2020
 Project Status: Project pending funding availability
 Changes Since the 2017 Budget: None

CIP - Capital:

Fund	SubFund	Division	Program				
	Object	2018	2019	2020	2021	2022	2023
	Program Subtotal:	\$2,693,185	\$4,337,106	\$1,695,432	\$1,125,200	\$1,412,607	\$2,161,200
	Program Subtotal:	\$2,693,185	\$4,337,106	\$1,695,432	\$1,125,200	\$1,412,607	\$2,161,200
309	001	Parks Construction	985	Parks And Recreation -	944	Community	
	Object	2018	2019	2020	2021	2022	2023
Capital Outlays		\$2,334,858	\$2,112,000	\$1,282,800	\$1,132,000	\$1,217,600	\$152,000
	Program Subtotal:	\$2,334,858	\$2,112,000	\$1,282,800	\$1,132,000	\$1,217,600	\$152,000
309	309	Parks Construction	985	Parks And Recreation -	944	Community	
	Object	2018	2019	2020	2021	2022	2023
Capital Outlays		\$14,591	\$0	\$0	\$0	\$0	\$0
	Program Subtotal:	\$14,591	\$0	\$0	\$0	\$0	\$0
CIP-Capital Totals:		\$5,042,634	\$6,449,106	\$2,978,232	\$2,257,200	\$2,630,207	\$2,313,200

CIP - Funding Source:

Funding Source	2018	2019	2020	2021	2022	2023
REET II	\$541,000	\$626,200	\$201,800	\$156,200	\$116,600	\$192,200
Prior Year Funds	\$2,693,185	\$3,441,906	\$685,432	\$0	\$402,607	\$0
Parks Mitigation	\$1,793,858	\$1,881,000	\$2,091,000	\$2,101,000	\$2,111,000	\$2,121,000
Other Grants	\$0	\$500,000	\$0	\$0	\$0	\$0
Brightwater	\$14,591	\$0	\$0	\$0	\$0	\$0
Funding Sources Total:	\$5,042,634	\$6,449,106	\$2,978,232	\$2,257,200	\$2,630,207	\$2,313,200



Snohomish County Capital Improvement Project 2018-2023

Department: 09 Parks And Recreation

Short Name: Parks-309 -Community Parks

CIP - Operating:

Category Name	2018	2019	2020	2021	2022	2023
Supplies	\$0	\$12,000	\$10,000	\$0	\$0	\$0
Salaries/Benefits		\$35,000	\$100,000	\$0	\$0	\$0
Other Operating	\$0	\$40,000	\$40,000	\$0	\$0	\$0
Totals:	\$0	\$87,000	\$150,000	\$0	\$0	\$0



Snohomish County Capital Improvement Project 2018-2023

Department: 09 Parks And Recreation

Short Name: Parks-309 -Open Space/Preserve Parks

Description: OPEN SPACE/PRESERVE PARKS: Park facilities play a major conservation role in Snohomish County. Park land provides open space, resource protection and wildlife habitat. The Snohomish County Parks & Recreation Department maintains and provides stewardship for a significant number of properties that are classified as Open Space/Preserve. These properties are managed for resource protection and public access, where appropriate. The projects identified within this program are focused on providing appropriate public access to these areas.

Snohomish County's Park Improvement Plan for Open Space/Preserve parks consists of the following:

PARADISE VALLEY CONSERVATION AREA IMPROVEMENTS: Future project to provide site improvements targeted at preservation of the historic buildings on the property. Work is anticipated to include preservation of the Lloyd home as well as addressing other identified needs. Funding is proposed as follows:

Prior Year Balance: \$0
 2018: \$0
 Future Years: 2019 - \$500,000 (REET 2)

Project Start/End Date: 2019/2020

Project Status: Parks is currently completing short term improvements identified in the 2017 CIP and work is expected to be completed before the end of 2017. Initiation of 2019 preservation work will occur with funding availability.

Changes Since the 2017 Budget: Removal of 2022 funding targeted at addressing on-site landfill issues. Further investigations have determined that the scope of the project is not as large as anticipated and can be addressed with current funds.

CIP - Capital:

Fund	SubFund	Division	Program				
	Object	2018	2019	2020	2021	2022	2023
	Program Subtotal:	\$0	\$500,000	\$0	\$0	\$0	\$0
	CIP-Capital Totals:	\$0	\$500,000	\$0	\$0	\$0	\$0

CIP - Funding Source:

Funding Source	2018	2019	2020	2021	2022	2023
REET II	\$0	\$500,000	\$0	\$0	\$0	\$0
Funding Sources Total:	\$0	\$500,000	\$0	\$0	\$0	\$0



Snohomish County Capital Improvement Project 2018-2023

Department: 09 Parks And Recreation

Short Name: Parks-309 -Regional Parks

Description: REGIONAL PARKS: Snohomish County has developed and currently operates a number of parks that feature major natural resources which serve as a backdrop for recreational opportunities. These parks draw users from across the County and are considered Regional Parks. Features within these parks range from forests, lakes, rivers and saltwater waterfronts to historic rural properties and unique natural features. Amenities provided at Regional Parks typically include day use areas, picnicking, camping, boating, hiking, horseback riding, or other recreational activities that have regional value and use. Many of these amenities are included within Parks' level-of-service methodology and, as such, may help address needs related to growth. Regional Parks offer substantial recreational opportunities and also include a number of parks which have been in use since the 1970's. Renovation and maintenance of aging facilities is a priority in order to ensure that high quality recreation experiences continue to be provided. Expansion and acquisition is also a priority for Regional Parks in order expand opportunities available to serve a growing population.

Snohomish County's Park Improvement Plan for Regional Parks consists of the following:

CICERO TRAILHEAD IMPROVEMENTS: Property acquisition for parking establishment and roadway renovation to address a failed weir. Funding is proposed as follows:

Prior Year Balance: \$0
2018: \$113,732 (SEPA Mit. Fees, GMA Mit. Fees, REET 2)
Future Years: \$0

Project Start/End Date: 2017/2018
Project Status: Design and engineering is underway in preparation for permit submittal and construction.
Changes Since the 2017 Budget: New project

FLOWING LAKE ENTRANCE IMPROVEMENTS: Park entry reconfiguration to facilitate public entry into the park and access to Ranger staff. Funding is proposed as follows:

Prior Year Balance: \$860,723
2018: \$750,000 (REET 2)
Future Years: \$0

Project Start/End Date: 2014/2018
Project Status: Design and engineering is underway in preparation for permit submittal. Application for grant funding was ranked low and funding support from state is not anticipated.
Changes Since the 2017 Budget: Addition of funding to complete project in absence of state grant.

FLOWING LAKE PARK RENOVATION/EXPANSION: Renovation of Flowing Lake Park and full incorporation of recently acquired parcels adjacent to the original holding (156 additional acres in 2014). Flowing Lake Park was originally opened in the 1970's and infrastructure renovation is needed as well as site redesign to improve use and expand camping opportunities. Funding is proposed as follows:

Prior Year Balance: \$0
2018: \$0
Future Years: 2020 - \$800,000 (GMA Mit. Fees), 2021 \$1,300,000 (REET 2, anticipated grant) and 2022 - \$1,000,000 (REET 2)



Snohomish County Capital Improvement Project 2018-2023

Department: 09 Parks And Recreation

Short Name: Parks-309 -Regional Parks

Project Start/End Date: 2019/TBD

Project Status: Project pending funding in 2019

Changes Since the 2017 Budget: Adjustment of GMA mitigation fees and addition of 2022 funding.

HEYBROOK RIDGE DEVELOPMENT: Continuing improvements at Heybrook Ridge including: trail extension, trailhead development, installation of boardwalk system and possible land acquisition to connect property to other local trail opportunities. Funding is proposed as follows:

Prior Year Balance: \$23,232

2018: \$7,924 (GMA Mit. Fees)

Future Years: 2019 - \$45,000 (GMA Mit. Fees), 2020 - \$1,000 (SEPA Mit. Fees), 2021 - \$501,000 (SEPA and GMA Mit. Fees), 2022 - \$1,000 (SEPA Mit. Fees) and 2023 - \$1,000 (SEPA Mit. Fees)

Project Start/End Date: 2014/TBD

Project Status: Initial phase of project construction was completed in 2017 and additional work is pending funding availability.

Changes Since the 2017 Budget: Addition of REET 2 in 2020 for completion of boardwalk portion of trail.

HOLE IN THE SKY: Expenditure of site dedicated funding as projects are identified. Project funding originated from sale of a portion of the property to WSDOT for Hwy 9 widening and is required to be used on-site. Funding is proposed as follows:

Prior Year Balance: \$21,037

2018: \$0

Future Years: \$0

Project Start/End Date: TBD/TBD

Project Status: Pending project identification

Changes Since the 2017 Budget: None

JORDAN BRIDGE DECKING: Life cycle replacement of decking on the Jordan Bridge. Funding is proposed as follows:

Prior Year Balance: \$0

2018: \$75,000 (REET 2)

Future Years: \$0

Project Start/End Date: 2018/2018

Project Status: Pending project funding

Changes Since the 2017 Budget: New project

KAYAK POINT CAMPING IMPROVEMENTS: Campground expansion based upon 2017 Preferred Plan development project. Funding is proposed as follows:



Snohomish County Capital Improvement Project 2018-2023

Department: 09 Parks And Recreation

Short Name: Parks-309 -Regional Parks

Prior Year Balance: \$240,000
2018: \$29,594 (SEPA Mit. Fees, GMA Mit. Fees)
Future Years: 2019 - \$725,000 (GMA Mit. Fees and REET 2)

Project Start/End Date: 2017/2020

Project Status: Improvements to existing camping facilities was completed in 2017. Camping expansion is planned to occur in 2019 and will be based upon park Preferred Plan development process, which was initiated in 2016.

Changes Since the 2017 Budget: Adjustment of GMA mitigation fees to reflect actual and anticipated collections.

KAYAK POINT PARK RENOVATION: Renovation of the day-use area of this popular Regional Park and Preferred Plan development for the undeveloped portion of the park. The park was originally opened in the 70's and the infrastructure needs to be updated and overall park design reconsidered in order to improve park usage. Funding is proposed as follows:

Prior Year Balance: \$276,987
2018: \$250,000 (REET 2)
Future Years: 2019 - \$5,500,000 (REET 2, anticipated grants)

Project Start/End Date: 2015/TBD

Project Status: Preferred Plan was completed in 2017 and will provide the basis for new improvements, including expansion of camping. Design of the day-use area is underway and preliminary application for permits has occurred.

Changes Since the 2017 Budget: Addition of anticipated grants and addition of REET 2 in 2019 and 2020.

LORD HILL REGIONAL PARK RENOVATION: Park improvements and Preferred Plan update in order to address recent park use patterns and land acquisitions which were completed following development of the original site Preferred Plan. Funding is proposed as follows:

Prior Year Balance: \$37,970
2018: \$0
Future Years: \$0

Project Start/End Date: 2018/2020

Project Status: Development of a Preferred Plan is underway and expected to be completed in 2017.

Changes Since the 2017 Budget: Addition of funding to address needs identified through development of Preferred Plan including parking expansion, repair of entry road, ADA improvements and site way finding.

MCCOLLUM PARK PLAYGROUND REPLACEMENT: Life-cycle replacement of the playground at McCollum Regional Park. Funding is proposed as follows:

Prior Year Balance: \$43,085
2018: \$0
Future Years: 2019 - \$75,600 (REET 2)



Snohomish County Capital Improvement Project 2018-2023

Department: 09 Parks And Recreation

Short Name: Parks-309 -Regional Parks

Project Start/End Date: 2019/2019

Project Status: Project pending funding in 2019

Changes Since the 2017 Budget: Updated funding to reflect other, similar playground replacement costs

MCCOLLUM PARK RENOVATION: McCollum Park was originally developed in the late 1960s and includes significant aging infrastructure. Renovation of the park has been identified as a priority.

Funding is proposed as follows:

Prior Year Balance: \$0

2018: \$0

Future Years: 2022 - \$2,000,000 (REET 2) and 2023 - \$3,500,000 (REET 2 and anticipated grant)

Project Start/End Date: 2022/TBD

Project Status: Project pending funding in 2022.

Changes Since the 2017 Budget: Added funding in 2023 to support project.

MEADOWDALE PARK IMPROVEMENTS: Water access reconstruction in order to address problems associated with public access to the beach at this popular park. Funding is proposed as follows:

Prior Year Balance: \$345,507

2018: \$500,000 (REET 2)

Future Years: 2019 - \$10,440,000 (REET 2 and anticipated grants) and 2020 - \$1,500,000 (REET 2)

Project Start/End Date: 2014/2021

Project Status: Project design and engineering is underway.

Changes Since the 2017 Budget: Moved 2021 funding up to 2020.

NORTH CREEK PARKING EXPANSION: Expanded parking at North Creek Regional Park. Parking will provide overflow access to the park and also serve as a trailhead for the future North Creek Trail.

Funding is proposed as follows:

Prior Year Balance: \$327,345

2018: \$34,916 (SEPA Mit. Fees)

Future Years: 2019 - \$50,000 (SEPA Mit. Fees) and 2020 - \$100,000 (SEPA Mit. Fees)

Project Start/End Date: 2020/2021

Project Status: Project pending accumulation of funding.

Changes Since the 2017 Budget: Updated 2018 SEPA funding to reflect actual collection.

NORTH CREEK PLAYGROUND REPLACEMENT: Life-cycle replacement of the playground at North Creek Regional Park. Funding is proposed as follows:

Prior Year Balance: \$0

2018: \$0



Snohomish County Capital Improvement Project 2018-2023

Department: 09 Parks And Recreation

Short Name: Parks-309 -Regional Parks

Future Years: 2021 - \$75,600 (REET 2)

Project Start/End Date: 2021/2021

Project Status: Project pending funding in 2021.

Changes Since the 2017 Budget: None

O'REILLY ACRES BRIDGE REPLACEMENT: Replace the existing bridge at O'Reilly Acres. Funding is proposed as follows:

Prior Year Balance: \$18,782

2018: \$0

Future Years: 2020 - \$300,000 (REET 2)

Project Start/End Date: 2020/2023

Project Status: Project pending funding in 2020.

Changes Since the 2017 Budget: None

PICNIC POINT PARKING IMPROVEMENTS: Pavement and drainage improvements at Picnic Point Park. Funding is proposed as follows:

Prior Year Balance: \$150,000

2018: \$0

Future Years: \$0

Project Start/End Date: 2017/2018

Project Status: Project scoping has been completed and potential partnership with Snohomish County Surface Water Management is being explored to provide further enhancements to stormwater management.

Changes Since the 2017 Budget: Expansion of scope

REITER FOOTHILLS TRAILHEAD DEVELOPMENT: Trailhead development of property acquired in 2010 as access to adjacent Reiter Foothills. Funding is proposed as follows:

Prior Year Balance: \$0

2018: \$0

Future Years: 2019 - \$200,000 (anticipated grant)

Project Start/End Date: 2018/2019

Project Status: Project pending funding availability.

Changes Since the 2017 Budget: New project

RIVER MEADOWS DRAINAGE IMPROVEMENTS: Evaluation and correction of drainage issues within the yurt village area, as indicated by review process. Funding is proposed as follows:

Prior Year Balance: \$50,000

2018: \$0



Snohomish County Capital Improvement Project 2018-2023

Department: 09 Parks And Recreation

Short Name: Parks-309 -Regional Parks

Future Years: \$0

Project Start/End Date: 2016/TBD

Project Status: Initial project scoping has been completed.

Changes Since the 2017 Budget: None

SPENCER ISLAND BRIDGE PAINTING: Life cycle preservation of historic Jackknife Bridge, which provides entrance to Spencer Island. Funding is proposed as follows:

Prior Year Balance: \$0

2018: \$0

Future Years: 2023 - \$100,000 (REET 2)

Project Start/End Date: 2023/2023

Project Status: Project pending funding in 2023.

Changes Since the 2017 Budget: New project

SR 530 MEMORIAL: Development of memorial for the 2014 SR 530 slide. Donation support will be sought for the project, but some local funding is proposed for immediate needs and match. Funding is proposed as follows:

Prior Year Balance: \$0

2018: \$200,000 (REET 2)

Future Years: 2019 - \$100,000 (REET 2)

Project Start/End Date: 2016/TBD

Project Status: Meetings are being held with stakeholders and initial design concepts are being formed.

Short term improvements such as replacement of a flag pole are being pursued.

Changes Since the 2017 Budget: New project

WENBERG CAMPING IMPROVEMENTS: Reconfigure RV Loop 1 within the campground in order to improve use of the area. Funding is proposed as follows:

Prior Year Balance: \$0

2018: \$0

Future Years: 2020 - \$600,000 (REET 2)

Project Start/End Date: 2020/2023

Project Status: Project pending funding in 2020

Changes Since the 2017 Budget: Project pushed out to 2020 due to other priorities and funding increased to reflect other, similar projects.

WEST LAKE ROESIGER IMPROVEMENTS: Renovation of park entry to address scour around footings of access culvert. Funding is proposed as follows:



Snohomish County Capital Improvement Project 2018-2023

Department: 09 Parks And Recreation

Short Name: Parks-309 -Regional Parks

Prior Year Balance: \$63,013
 2018: \$0
 Future Years: \$0

Project Start/ End Date: 2016/2018
 Project Status: Preliminary project scoping has occurred.
 Changes Since the 2017 Budget: None

WYATT PARK IMPROVEMENTS: Boat launch repair and improvements when necessitated by facility conditions. Funding is proposed as follows:

Prior Year Balance: \$78,016
 2018: \$0
 Future Years: \$0

Project Start/End Date: TBD/TBD
 Project Status: Pavement repair occurred in 2017, utilizing a portion of the available funding. Other improvements will be completed as identified.
 Changes Since the 2017 Budget: None

CIP - Capital:

Fund	SubFund	Division	Program	2018	2019	2020	2021	2022	2023
	Object								
	Program Subtotal:			\$1,364,898	\$15,850,178	\$2,435,903	\$575,600	\$2,000,000	\$3,600,000
				\$1,364,898	\$15,850,178	\$2,435,903	\$575,600	\$2,000,000	\$3,600,000
309	001	Parks Construction	985 Parks And Recreation -						
	Object		946 Regional						
	Capital Outlays			\$1,961,166	\$1,920,000	\$1,601,000	\$1,301,000	\$1,001,000	\$1,000
	Program Subtotal:			\$1,961,166	\$1,920,000	\$1,601,000	\$1,301,000	\$1,001,000	\$1,000
	CIP-Capital Totals:			\$3,326,064	\$17,770,178	\$4,036,903	\$1,876,600	\$3,001,000	\$3,601,000

CIP - Funding Source:

Funding Source	2018	2019	2020	2021	2022	2023
REET II	\$1,875,000	\$1,400,600	\$2,400,000	\$875,600	\$3,000,000	\$3,100,000
Prior Year Funds	\$1,364,898	\$634,578	\$735,903	\$0	\$0	\$0
Parks Mitigation	\$86,166	\$595,000	\$901,000	\$501,000	\$1,000	\$1,000
Other Grants	\$0	\$15,140,000	\$0	\$500,000	\$0	\$500,000
Funding Sources Total:	\$3,326,064	\$17,770,178	\$4,036,903	\$1,876,600	\$3,001,000	\$3,601,000

CIP - Operating:

Category Name	2018	2019	2020	2021	2022	2023
Supplies	\$0	\$0	\$5,000	\$0	\$0	\$0
Salaries/Benefits	\$0	\$71,500	\$20,000	\$0	\$0	\$0
Other Operating	\$0	\$8,000	\$5,000	\$0	\$0	\$0
Totals:	\$0	\$79,500	\$30,000	\$0	\$0	\$0



Snohomish County Capital Improvement Project 2018-2023

Department: 09 Parks And Recreation

Short Name: Parks-309 Special Use Parks

Description: SPECIAL USE PARKS: Snohomish County parks that offer unique facilities are defined as Special Use Parks. These parks, because of the special uses and the constituencies that promote and take advantage of the facility, also have the unique advantage of generating significant revenue and creating a sizable return on investment. These advantages are major contributors in Parks' efforts to approach sustainability. Special Use projects that are included in Parks' six-year Capital Improvement Program include improvements to existing facilities, as well as developing a Preferred Plan for a new shooting park, which is planned to be developed through a public/private partnership.

Snohomish County's Park Improvement Plan for Special Use Parks consists of the following:

EVERGREEN STATE FAIRGROUNDS IMPROVEMENTS: On-going program for improvements to the fairgrounds, including facility renovation and camping area enhancements. Camping enhancements are anticipated to increase overnight stays. Funding is proposed as follows:

Prior Year Balance: \$0

2018: \$300,000 (REET 2)

Future Years: 2019 - \$300,000 (REET 2), 2020 - \$300,000 (REET 2), 2021 - \$300,000 (REET 2), 2022 - \$300,000 (REET 2) and 2023 - \$400,000 (REET 2)

Project Start/End Date: 2017/TBD

Project Status: Design for initial improvements was completed in 2017 and is anticipated to be constructed in 2018. Planning for additional areas of improvement will follow.

Changes Since the 2017 Budget: Increased funding across all years

KAYAK POINT GOLF COURSE RENOVATION: On-going improvements at the Kayak Point Golf Course, in partnership with Access Golf. Projects are identified and funded jointly through agreement. Funding is proposed as follows:

Prior Year Balance: \$0

2018: \$20,000 (REET 2, Access Golf)

Future Years: 2019 - \$20,000 (REET 2, Access Golf), 2020 - \$20,000 (REET 2, Access Golf), 2021 - \$20,000 (REET 2, Access Golf), 2022 - \$20,000 (REET 2, Access Golf) and 2023 - \$20,000 (REET 2, Access Golf)

Project Start/End Date: On-going program

Project Status: A set of improvements was completed in 2016 and efforts to identify and complete the next projects will be completed as funding is available. It is anticipated that projects will be completed via the SCIP.

Changes Since the 2017 Budget: None

SKY VALLEY SPORTSMANS PARK DEVELOPMENT: Development of a Preferred Plan to guide future development of a shooting park through a public/private partnership. Funding is proposed as follows:

Prior Year Balance: \$304,175

2018: \$0

Future Years: 2019 - \$300,000 (REET 2)



Snohomish County Capital Improvement Project 2018-2023

Department: 09 Parks And Recreation

Short Name: Parks-309 Special Use Parks

Project Start/End Date: 2014/TBD

Project Status: Discussions with the Washington State Department of Natural Resources (DNR) are underway to reconvey a more appropriate property to the County for development of the Sportsmans Park. As part of this effort the current property would be transferred back to DNR. Studies will be needed of the new property in order to further design.

Changes Since the 2017 Budget: Addition of funding in 2019.

CIP - Capital:

Fund	SubFund	Division	Program	2018	2019	2020	2021	2022	2023
	Object								
				\$304,175	\$0	\$0	\$0	\$0	\$0
	Program Subtotal:			\$304,175	\$0	\$0	\$0	\$0	\$0
309	001	Parks Construction	985	Parks And Recreation -	947	Special Use			
	Object			2018	2019	2020	2021	2022	2023
	Capital Outlays			\$320,000	\$620,000	\$320,000	\$320,000	\$320,000	\$420,000
	Program Subtotal:			\$320,000	\$620,000	\$320,000	\$320,000	\$320,000	\$420,000
	CIP-Capital Totals:			\$624,175	\$620,000	\$320,000	\$320,000	\$320,000	\$420,000

CIP - Funding Source:

Funding Source	2018	2019	2020	2021	2022	2023
REET II	\$310,000	\$610,000	\$310,000	\$310,000	\$310,000	\$410,000
Prior Year Funds	\$304,175	\$0	\$0	\$0	\$0	\$0
Other Funds - Misc. Revenue	\$10,000	\$10,000	\$10,000	\$10,000	\$10,000	\$10,000
Funding Sources Total:	\$624,175	\$620,000	\$320,000	\$320,000	\$320,000	\$420,000



Snohomish County Capital Improvement Project 2018-2023

Department: 09 Parks And Recreation

Short Name: Parks-309 -Trails

Description: TRAILS: The non-motorized recreational trail system developed by Snohomish County Parks is a major County asset. The Centennial Trail, for example, annually attracts over 400,000 users and supports both local and tourism based use. Trails are a major part of Snohomish County Parks' future and preservation of existing regional trails, as well as development of new opportunities, is a priority. Expansion of the Centennial trail south and east from the City of Snohomish is planned and includes two alignments - one to the Woodinville area and the other to the City of Monroe and south along the Duvall-Monroe Rd. to King County. Improvements have also been made recently to the 27-mile Whitehorse Trail corridor and continued enhancements along this corridor are planned to enhance use and support the tourism draw of this feature. Future development of all regional trail corridors will depend upon local resources as well as funding from state and federal grant opportunities.

Snohomish County's Park Improvement Plan for Trails consists of the following projects:

CENTENNIAL TRAIL (Snoqualmie - City of Snohomish to City of Monroe): Design and development of the Centennial Trail between the Cities of Snohomish and Monroe. Funding is proposed as follows:

Prior Year Balance: \$2,483

2018: \$0

Future Years: 2021 - \$2,350,000 (GMA Mit. Fees, anticipated grant), 2022 - \$1,150,000 (GMA Mit. Fees, REET 2), and 2023 - \$1,850,000 (GMA Mit. Fees, anticipated grant)

Project Start/End Date: 2018/TBD

Project Status: Project is pending funding in 2018.

Changes Since the 2017 Budget: Allocation of additional REET 2 in 2022.

CENTENNIAL TRAIL (Bank Erosion): Bank stabilization project along Little Pilchuck Creek. Funding is proposed as follows:

Prior Year Balance: \$154,871

2018: \$80,000 (REET 2)

Future Years: \$0

Project Start/End Date: 2017/2018

Project Status: Project has been scoped and outreach to neighbors has occurred. Based upon preliminary findings, design is being refined and work is anticipated to be completed in 2018.

Changes Since the 2017 Budget: Additional funding provided for project completion. Project had previously been funded out of Centennial Trail – Getchell Trailhead fund as a higher priority for completion.

CENTENNIAL TRAIL (Machias Playground Replacement): Life-cycle replacement of playground at Machias Trailhead utilizing Small Capital Improvements Program (SCIP). Funding is proposed as follows:

Prior Year Balance: \$0

2018: \$0

Future Years: 2022 - \$75,600 (REET 2)

Project Start/End Date: 2022/2022



Snohomish County Capital Improvement Project 2018-2023

Department: 09 Parks And Recreation

Short Name: Parks-309 -Trails

Project Status: Project pending funding availability.

Changes Since the 2017 Budget: New project

CENTENNIAL TRAIL (Pavement Preservation): Pavement preservation (i.e. cut/patch, root removal and sealing) to preserve pavement integrity. Work is planned to minimize the need for future, large scale renovation. Funding is proposed as follows:

Prior Year Balance: \$0

2018: \$150,000 (REET 2)

Future Years: 2019 - \$150,000 (REET 2), 2020 - \$150,000 (REET 2), 2021 - \$150,000 (REET 2), 2022 - \$150,000 (REET 2) and 2023 - \$150,000 (REET 2)

Project Start/End Date: On-going program

Project Status: Annual repairs were completed in 2017, focusing on priority cut/patch needs and trail sealing.

Changes Since the 2017 Budget: Annual allocation was increased to reflect recent cost estimates as well as executed contracts for work.

CENTENNIAL TRAIL (South – City of Snohomish to King Co.): Development of the eastside rail corridor from the City of Snohomish to the King County border, as an extension of the current Centennial Trail. This segment will ultimately extend the Centennial Trail from Skagit County all the way to King County and add an additional twelve miles to the trail. Centennial Trail South is proposed to be developed as a paved, multi-use trail. Funding is proposed as follows:

Prior Year Balance: \$700,000

2018: \$1,010,023 (SEPA Mit. Fees, REET 2)

Future Years: 2019 - \$2,102,000 (SEPA Mit. Fees, REET 2, anticipated grant), 2020 - \$1,002,000 (SEPA Mit. Fees, REET 2), 2021 - \$2,502,000 (SEPA Mit. Fees, REET 2), 2022 - \$2,000 (SEPA Mit. Fees) and 2023 - \$2,000 (SEPA Mit. Fees)

Project Start/End Date: 2014/TBD

Project Status: Acquisition of the trail alignment was completed in 2016 and Parks is working with Public Works to complete full design for future permitting and construction.

Changes Since the 2017 Budget: Addition of REET 2 2018 – 2021 to support development of 100% design and associated opportunities for grant funding.

CENTENNIAL TRAIL (Stillaguamish Pier Repair): Design and repair of Centennial Trail bridge footing in the Stillaguamish River, north of Arlington, which is being scoured by river action. Funding is proposed as follows:

Prior Year Balance: \$0

2018: \$400,000 (REET 2)

Future Years: \$0

Project Start/End Date: 2016/TBD

Project Status: Construction is pending design, permits and funding.

Changes Since the 2017 Budget: Addition of REET 2 to address recent project cost estimates.



Snohomish County Capital Improvement Project 2018-2023

Department: 09 Parks And Recreation

Short Name: Parks-309 -Trails

INTERURBAN TRAIL (Pavement Preservation): Pavement preservation (i.e. cut/patch, root removal and sealing) to preserve pavement integrity. Work is planned to minimize the need for future, large scale renovation. Funding is proposed as follows:

Prior Year Balance: \$25,000
2018: \$60,000 (REET 2)
Future Years: \$0

Project Start/End Date: 2018/2018

Project Status: Trail repair work was completed in 2017 and funding in 2018 is planned to be used for sealing of the county-owned portion of this trail and replace bollards.

Changes Since the 2017 Budget: Addition of \$10,000 REET 2 to replace bollards.

MILLER SHINGLE IMPROVEMENTS: Improvements at Miller Shingle property in partnership with non-profit organization seeking to develop a fly fishing museum on the site. Improvements will serve both museum visitors and visitors utilizing the property as a trailhead for the Whitehorse Trail. Funding is proposed as follows:

Prior Year Balance: \$0
2018: \$0
Future Years: 2019 - \$600,000 (REET 2, anticipated grants)

Project Start/End Date: 2017/2020

Project Status: Non-profit partner is developing project design and seeking funding to support museum aspects of project.

Changes Since the 2017 Budget: New project

SKY VALLEY WATER TRAIL – TRAILHEAD ACQUISITION: Land acquisition for future water trails launch site. Identification of preferred location will be determined through current water trails planning effort. Funding is proposed as follows:

Prior Year Balance: \$0
2018: \$0
Future Years: 2019 - \$300,000 (GMA Mit. Fees)

Project Start/End Date: 2019/2020

Project Status: Trail planning efforts are underway. Trailhead acquisition is pending funding in 2019.

Changes Since the 2017 Budget: Increased funding to reflect anticipated acquisition costs.

SNOHOMISH – EVERETT TRAIL: Acquisition, design and development of trail connection between the Cities of Snohomish and Everett. Trail is planned to roughly parallel the Lowell/Larimer Rd.

Funding is proposed as follows:

Prior Year Balance: \$0
2018: \$250,000 (REET 2)



Snohomish County Capital Improvement Project 2018-2023

Department: 09 Parks And Recreation

Short Name: Parks-309 -Trails

Future Years: 2019 - \$2,250,000 (GMA Mit. Fees, anticipated grant)

Project Start/End Date: 2018/TBD

Project Status: Initial discussions regarding trail alignment and acquisition opportunities have occurred. Full project initiation is pending funding availability.

Changes Since the 2017 Budget: New project

WHITEHORSE TRAIL IMPROVEMENTS: Continued development and improvement of the Whitehorse Trail. Work includes embankment stabilization, replacement of one bridge, highway crossings and trailhead improvements. Funding is proposed as follows:

Prior Year Balance: \$4,717,788

2018: (\$-1,251,788) which includes \$1,066,000 (REET 2) & a grant adjustment of (\$-3,317,788)

Future Years: 2019 - \$2,000 (SEPA Mit. Fees), 2020 - \$2,000 (SEPA Mit. Fees), 2021 - \$2,000 (SEPA Mit. Fees), 2022 - \$2,000 (SEPA Mit. Fees) and 2023 - \$2,000 (SEPA Mit. Fees)

Project Start/End Date: 2013/TBD

Project Status: A number of improvements were completed in 2017 including repair of the trail through the slide area, reconstruction of a missing trail section, bridge decking and trail resurfacing. Continued work is needed to allow full trail use.

Changes Since the 2017 Budget: Additional funding in 2018 to address identified needs and separation of funding for SR 530 Memorial into separate line item. Also included is a reduction in funding based upon reduction in spending authority due to completion of the FEMA buyout project.

Internal Trail Program Transfer:

Transferring \$131,334 Reet 2 from Cent Trail-Pilchuck to main Centennial Trail budget for sinkhole repairs and \$50,000 Reet 2 from Cent Trail-Pilchuck to Cent Trail-20th St budget for bank stabilization.

CIP - Capital:

Fund	SubFund	Division	Program				
	Object	2018	2019	2020	2021	2022	2023
	Program Subtotal:	\$2,413,688	\$4,152,000	\$2,000	\$2,352,000	\$927,600	\$1,852,000
		\$2,413,688	\$4,152,000	\$2,000	\$2,352,000	\$927,600	\$1,852,000
309	001	<u>Parks Construction</u>	<u>985</u>	<u>Parks And Recreation -</u>	<u>948</u>	<u>Trails</u>	
	Object	2018	2019	2020	2021	2022	2023
	Salaries and Wages	(\$132,114)	\$0	\$0	\$0	\$0	\$0
	Capital Outlays	(\$169,651)	\$1,252,000	\$1,152,000	\$2,652,000	\$452,000	\$152,000
	Program Subtotal:	(\$301,765)	\$1,252,000	\$1,152,000	\$2,652,000	\$452,000	\$152,000
	CIP-Capital Totals:	\$2,111,923	\$5,404,000	\$1,154,000	\$5,004,000	\$1,379,600	\$2,004,000

CIP - Funding Source:

Funding Source	2018	2019	2020	2021	2022	2023
REET II	\$3,006,000	\$1,350,000	\$1,150,000	\$2,650,000	\$525,600	\$150,000
Prior Year Funds	\$2,413,688	\$0	\$0	\$0	\$0	\$0
Parks Mitigation	\$10,023	\$554,000	\$4,000	\$354,000	\$854,000	\$854,000
Other Grants	(\$3,317,788)	\$3,500,000	\$0	\$2,000,000	\$0	\$1,000,000



Snohomish County Capital Improvement Project 2018-2023

Department: 09 Parks And Recreation

Short Name: Parks-309 -Trails

CIP - Funding Source:

Funding Source	2018	2019	2020	2021	2022	2023
Funding Sources Total:	\$2,111,923	\$5,404,000	\$1,154,000	\$5,004,000	\$1,379,600	\$2,004,000

CIP - Operating:

Category Name	2018	2019	2020	2021	2022	2023
Salaries/Benefits	\$0	\$16,000	\$0	\$0	\$0	\$0
Other Operating	\$0	\$4,000	\$0	\$0	\$0	\$0
Totals:	\$0	\$20,000	\$0	\$0	\$0	\$0



Snohomish County Capital Improvement Project 2018-2023

Department: 09 Parks And Recreation

Short Name: Parks-Fairgrounds - Fund 180 Capital Package

Description: As described in S.C.C. 4.87 the Reserve Fund for Evergreen State Fairgrounds Capital Improvements was established in 1993 to account for and accumulate monies for expenditure on capital improvements or acquisitions at the Evergreen State Fairgrounds. It also accounts and accumulates funds for relief should there be a fairgrounds operation deficit (has only happened once in 23 years since being established) this is considered the Rainy Day Fnd with a minimum of \$ 250,000 held in reserve.

The source of these funds are generated by deposit of 10% on all building and grounds rentals, and surplus of fairgrounds operating as determined at the conclusion of each budget cycle. An operating transfer line item has been established to identify a conservative projected surplus.

This package includes the 2018 Budget for planned new capital expenditures (Professional Services and Construction) and off-setting revenues only.

The base costs such as Repair & Maintenance, debt service (prior capital), interfunds and reserves are in a non-capital package (#325)

CIP - Capital:

Fund	SubFund	Division	Program			
<u>180</u>	<u>180</u>	<u>Evergreen Fairground</u>	<u>966</u>	<u>Evergreen Fair</u>	<u>545</u>	<u>Fairgrounds</u>
Object	2018	2019	2020	2021	2022	2023
Capital Outlays	\$700,364	\$650,000	\$650,000	\$700,000	\$700,000	\$700,000
Program Subtotal:	\$700,364	\$650,000	\$650,000	\$700,000	\$700,000	\$700,000
CIP-Capital Totals:	\$700,364	\$650,000	\$650,000	\$700,000	\$700,000	\$700,000

CIP - Funding Source:

Funding Source	2018	2019	2020	2021	2022	2023
Prior Year Funds	\$700,364	\$650,000	\$650,000	\$700,000	\$700,000	\$700,000
Funding Sources Total:	\$700,364	\$650,000	\$650,000	\$700,000	\$700,000	\$700,000



Snohomish County Capital Improvement Project 2018-2023

Department: 14 Department of Information Technology

Short Name: Property Based Systems Replacement Project

Description: This is a continuing, joint Service, Technology and Excellence (STEP) priority package request by the Assessor, Treasurer and Department of Information Technology, to fund the replacement of the ProVal and Ascend software used by the Assessor and Treasurer for property tax assessment, administration, tax collection, and distribution purposes.

Over time, the county's systems for assessing property valuation and billing/collected associated property taxes, ProVal and Ascend, respectively have become limited in their capabilities. Both vendor products have also reached end-of-life. While they are still technically supported by the vendors, they are no longer offered as commercial products to customers and the companies are not investing in future capabilities.

Prior to 2015, the county engaged in a first phase of this modernization effort, moving the applications from an Informix environment to a SQL Server database system. In 2016, the Assessor and Treasurer engaged with vendors to assess their current operations, define operational requirements for their businesses, and issue a Request for Proposal for products to replace both ProVal and Ascend.

Evaluations of the RFP responses were performed, and new systems from Thompson Reuters have been selected by both agencies. In 2018, a fit/gap analysis will be performed to confirm the capabilities of the winner-apparent applications, with full implementation to be performed in 2019-2020.

This effort would implement the selected products to replace these core property based systems. Components of this package include purchase of the software, hardware, contingency, training, and project positions.

NOTE: Due to the timing of work, contract payments, and revenue, this project does not require new funds in 2018, as prior year appropriations remain available. The estimated timing of future year funding is adjusted accordingly.

CIP - Capital:

Fund	SubFund	Division	Program					
315								
	Object		2018	2019	2020	2021	2022	2023
			\$650,000	\$5,400,000	\$0	\$0	\$0	\$0
	Program Subtotal:		\$650,000	\$5,400,000	\$0	\$0	\$0	\$0
	CIP-Capital Totals:		\$650,000	\$5,400,000	\$0	\$0	\$0	\$0

CIP - Funding Source:

Funding Source	2018	2019	2020	2021	2022	2023
Prior Year Funds	\$650,000	\$0	\$0	\$0	\$0	\$0
Bond Proceeds-Other	\$0	\$5,400,000	\$0	\$0	\$0	\$0
Funding Sources Total:	\$650,000	\$5,400,000	\$0	\$0	\$0	\$0



Snohomish County Capital Improvement Project 2018-2023

Department: 14 Department of Information Technology

Short Name: TRP Replacement

Description: This package summarized the main elements of the Dept of Information Technology's current 36 month technology plan. The Technology Replacement Program (TRP) plan represent the county's annual workstation and infrastructure replacement.

The TRP includes replacement and upgrades to critical components of the county's infrastructure. TRP is funded through the interfund rates paid by the client departments. Projects not related to the TRP are generally funded by sources other than rates. The costs of some replacement projects are spread over a multi-year period.

ERP REPLACEMENT

Snohomish County's core systems associated with finance, human resources, and related reporting, are called Cayenta, High Line, and Actuate. These systems are all vendor products acquired over 20 years ago. In all cases, these systems have been purchased by new companies, in some cases multiple times, and for the most part the applications are no longer actively maintained to support modern business practices or technical architectures.

This project will replace all three applications with an "Enterprise Resource Planning" (ERP) suite. The resulting ERP system will provide significant opportunities to improve county-wide business practices. As a result, this project will also require a significant effort to re-engineer related operational practices throughout the county, with opportunities for efficiencies, new capabilities, and reduced total operational costs.

This project was initiated in 2017, with the following high-level schedule by phase of work:

- 2017 = Planning
- 2018 = Procurement
- 2019-2020 = Implementation

The Implementation costs are UNKNOWN at this time, and the numbers represented below are placeholders. The factors that will determine the future implementation cost of the project are:

- 1) Software and hardware costs
- 2) Vendor implementation support costs
- 3) Decisions about County resource costs for staff allocated/dedicated to the project

The table portrays the 2018-2021 planned expenditures

DESCRIPTION	2018	2019	2020	2021
PC/Laptops	\$478,995	\$471,196	\$423,228	\$367,664
Infrastructure*	\$600,000	\$835,000	\$600,000	\$600,000
Imaging	\$40,000	\$40,000	\$40,000	\$40,000
GIS	\$10,000	\$10,000	\$10,000	\$10,000
Orthophotos	\$265,000	0	0	\$265,000
Audio Visual	\$25,000	\$ 25,000	\$15,000	\$15,000
Disaster	\$38,000	\$38,000	\$38,000	\$38,000
Telephony	\$95,000	\$50,000	\$30,000	\$160,000
ERP Replacement	\$250,000	\$290,000	\$350,000	\$350,000
Service Mgmt.	\$100,000	\$60,000		

Total	\$1,901,995	\$1,819,196	\$1,506,228	\$1,845,664
--------------	--------------------	--------------------	--------------------	--------------------

*(servers, systems, storage, network, data center, etc.)



Snohomish County Capital Improvement Project 2018-2023

Department: 14 Department of Information Technology

Short Name: TRP Replacement

CIP - Capital:

Fund	SubFund	Division	Program				
	Object	2018	2019	2020	2021	2022	2023
		\$1,901,995	\$1,819,196	\$1,506,228	\$1,845,664	\$0	\$0
	Program Subtotal:	\$1,901,995	\$1,819,196	\$1,506,228	\$1,845,664	\$0	\$0

315	001	Data Processing	416	Financial System	418	Financial System	
	Object	2018	2019	2020	2021	2022	2023
	Salaries and Wages	\$95,431	\$0	\$0	\$0	\$0	\$0
	Personnel Benefits	\$38,605	\$0	\$0	\$0	\$0	\$0
	Services	(\$134,036)	\$0	\$0	\$0	\$0	\$0
	Program Subtotal:	\$0	\$0	\$0	\$0	\$0	\$0

CIP-Capital Totals:	\$1,901,995	\$1,819,196	\$1,506,228	\$1,845,664	\$0	\$0
----------------------------	--------------------	--------------------	--------------------	--------------------	------------	------------

CIP - Funding Source:

Funding Source	2018	2019	2020	2021	2022	2023
Sales & Use Tax	\$350,000	\$350,000	\$350,000	\$350,000	\$0	\$0
Prior Year Funds	\$136,995		\$0	\$0	\$0	\$0
Interfund DIS Rates	\$1,415,000	\$1,415,000	\$1,380,000	\$1,260,000	\$0	\$0
Future Year Funds	\$0	\$54,196	(\$223,772)	\$235,664	\$0	\$0
Funding Sources Total:	\$1,901,995	\$1,819,196	\$1,506,228	\$1,845,664	\$0	\$0



Snohomish County Capital Improvement Project 2018-2023

Department: 17 Debt Service

Short Name: Debt P339, 2009B Bond - animal shelter (CIP)

Description: Program 339
 This package is for the CIP part of the 2009B bond for:
 Animal Shelter

Funding sources:
 REET 1

Please see corresponding non-CIP package #70

CIP - Capital:

Fund	SubFund	Division	Program			
215	215	Limited Tax Debt	715	Limited Tax Debt	339	2009B Bonds
Object	2018	2019	2020	2021	2022	2023
Debt Service: Principal	\$161,837	\$272,000	\$272,000	\$272,000	\$272,000	\$272,000
Debt Service Costs	\$109,808	\$0	\$0	\$0	\$0	\$0
Program Subtotal:	\$271,645	\$272,000	\$272,000	\$272,000	\$272,000	\$272,000
CIP-Capital Totals:	\$271,645	\$272,000	\$272,000	\$272,000	\$272,000	\$272,000

CIP - Funding Source:

Funding Source	2018	2019	2020	2021	2022	2023
REET 1	\$271,645	\$272,000	\$272,000	\$272,000	\$272,000	\$272,000
Funding Sources Total:	\$271,645	\$272,000	\$272,000	\$272,000	\$272,000	\$272,000



Snohomish County Capital Improvement Project 2018-2023

Department: 17 Debt Service

Short Name: Debt P359, 2010A Bond-800Mhz, Prks NIPS, CRI (CIP)

Description: Program 359
This is the package that accounts for the CIP portion of the 2010A bond issuance including:

800MHz
Parks (NIPS)
CRI

Funding sources are:
REET1

See related non-CIP package #71

CIP - Capital:

Fund	SubFund	Division	Program			
<u>215</u>	<u>215</u>	<u>Limited Tax Debt</u>	<u>715</u>	<u>Limited Tax Debt</u>	<u>359</u>	<u>2010 A</u>
Object	2018	2019	2020	2021	2022	2023
Debt Service: Principal	\$4,297,882	\$1,702,000	\$1,702,000	\$1,702,000	\$240,000	\$240,000
Debt Service Costs	\$302,897	\$0	\$0	\$0	\$0	\$0
Program Subtotal:	\$4,600,779	\$1,702,000	\$1,702,000	\$1,702,000	\$240,000	\$240,000
CIP-Capital Totals:	\$4,600,779	\$1,702,000	\$1,702,000	\$1,702,000	\$240,000	\$240,000

CIP - Funding Source:

Funding Source	2018	2019	2020	2021	2022	2023
REET I	\$4,600,779	\$1,702,000	\$1,702,000	\$1,702,000	\$240,000	\$240,000
Funding Sources Total:	\$4,600,779	\$1,702,000	\$1,702,000	\$1,702,000	\$240,000	\$240,000



Snohomish County Capital Improvement Project 2018-2023

Department: 17 Debt Service

Short Name: Debt P380, 2012A Bond - CRI & Parks '03 refi (CIP)

Description: Program 380
This is the CIP package for the 2012A Refunding Bond that refunds the 2003A Bond (prog 279).

There are two projects in this Bond that carried over from the 2003A Bond
CRI
Willis Tucker

Funding sources are:
REET 1
REET 2

CIP - Capital:

Fund	SubFund	Division	Program			
<u>215</u>	<u>215</u>	<u>Limited Tax Debt</u>	<u>715</u>	<u>Limited Tax Debt</u>	<u>380</u>	<u>2012 A-RFNDG</u>
Object	2018	2019	2020	2021	2022	2023
Debt Service: Principal	\$270,000	\$375,000	\$375,000	\$375,000	\$375,000	\$375,000
Debt Service Costs	\$99,950	\$0	\$0	\$0	\$0	\$0
Program Subtotal:	\$369,950	\$375,000	\$375,000	\$375,000	\$375,000	\$375,000
CIP-Capital Totals:	\$369,950	\$375,000	\$375,000	\$375,000	\$375,000	\$375,000

CIP - Funding Source:

Funding Source	2018	2019	2020	2021	2022	2023
REET II	\$137,050	\$140,000	\$140,000	\$140,000	\$140,000	\$140,000
REET I	\$232,900	\$235,000	\$235,000	\$235,000	\$235,000	\$235,000
Funding Sources Total:	\$369,950	\$375,000	\$375,000	\$375,000	\$375,000	\$375,000



Snohomish County Capital Improvement Project 2018-2023

Department: 17 Debt Service

Short Name: Debt P389, 2011B Bond - CRI, gun range (CIP)

Description: Program 389
This is the CIP package for the 2011B refunding Bond for:

CRI,
Gun Range

Funding sources:
REET 1

Note: we used to use \$1 million of REET 2 to pay for CRI debt service as allowed by HB1953, but that provision expired at 12/31/16. The burden has since shifted back to General Fund

See corresponding non-CIP package #78

CIP - Capital:

Fund	SubFund	Division	Program				
<u>215</u>	<u>215</u>	<u>Limited Tax Debt</u>	<u>715 Limited Tax Debt</u>	<u>389</u>	<u>2011B (03)</u>		
Object	2018	2019	2020	2021	2022	2023	
Debt Service: Principal	\$45,000	\$0	\$0	\$0	\$0	\$0	
Debt Service Costs	\$627,132	\$655,000	\$650,000	\$640,000	\$630,000	\$565,000	
Program Subtotal:	\$672,132	\$655,000	\$650,000	\$640,000	\$630,000	\$565,000	
CIP-Capital Totals:	\$672,132	\$655,000	\$650,000	\$640,000	\$630,000	\$565,000	

CIP - Funding Source:

Funding Source	2018	2019	2020	2021	2022	2023
REET 1	\$672,132	\$655,000	\$650,000	\$640,000	\$630,000	\$565,000
Funding Sources Total:	\$672,132	\$655,000	\$650,000	\$640,000	\$630,000	\$565,000



Snohomish County Capital Improvement Project 2018-2023

Department: 17 Debt Service

Short Name: Debt P399, 2011C Bond - Cathcart (CIP)

Description: Program 399
This package is for the 2011C Bond for:

Cathcart property

Funding source is:
REET 1

CIP - Capital:

Fund	SubFund	Division	Program				
215	215	715	399	2011C (08 CATHCART)			
Limited Tax Debt		Limited Tax Debt					
Object	2018	2019	2020	2021	2022	2023	
Debt Service: Principal	\$1,820,000	\$2,298,000	\$2,308,000	\$2,318,000	\$2,328,000	\$2,338,000	
Debt Service Costs	\$471,615	\$0	\$0	\$0	\$0	\$0	
Program Subtotal:	\$2,291,615	\$2,298,000	\$2,308,000	\$2,318,000	\$2,328,000	\$2,338,000	
CIP-Capital Totals:	\$2,291,615	\$2,298,000	\$2,308,000	\$2,318,000	\$2,328,000	\$2,338,000	

CIP - Funding Source:

Funding Source	2018	2019	2020	2021	2022	2023	
REET 1	\$2,291,615	\$2,298,000	\$2,308,000	\$2,318,000	\$2,328,000	\$2,338,000	
Funding Sources Total:	\$2,291,615	\$2,298,000	\$2,308,000	\$2,318,000	\$2,328,000	\$2,338,000	



Snohomish County Capital Improvement Project 2018-2023

Department: 17 Debt Service

Short Name: Debt P409, 2013 Bond - Courthouse (CIP)

Description: Program 409
This package accounts for the CIP portion of the 2013 Bond issuance for:

New Courthouse, phase I

Funding sources include:
Fd002 for Courthouse interest-only payment
REET1 Courthouse interest-only payment

Note: this year, 2018, is the first year principal payment is included (only \$20K). Next year, 2019, the principal payment will be increased by \$160K to \$180K. In following years, principal will continue to increase by \$5K-\$10K more than the previous year all the way through maturity in 2043.

see corresponding non-CIP package #81

CIP - Capital:

Fund	SubFund	Division	Program			
<u>215</u>	<u>215</u>	<u>Limited Tax Debt</u>	<u>715</u>	<u>Limited Tax Debt</u>	<u>409</u>	<u>2013 Bonds</u>
Object	2018	2019	2020	2021	2022	2023
Debt Service: Principal	\$20,000	\$180,000	\$345,000	\$515,000	\$690,000	\$875,000
Debt Service Costs	\$2,957,950	\$2,957,150	\$2,949,950	\$2,936,150	\$2,915,550	\$2,887,950
Program Subtotal:	\$2,977,950	\$3,137,150	\$3,294,950	\$3,451,150	\$3,605,550	\$3,762,950
CIP-Capital Totals:	\$2,977,950	\$3,137,150	\$3,294,950	\$3,451,150	\$3,605,550	\$3,762,950

CIP - Funding Source:

Funding Source	2018	2019	2020	2021	2022	2023
REET I	\$2,350,000	\$2,350,000	\$2,350,000	\$2,350,000	\$2,350,000	\$2,350,000
General Fund	\$627,950	\$787,150	\$944,950	\$1,101,150	\$1,255,550	\$1,412,950
Funding Sources Total:	\$2,977,950	\$3,137,150	\$3,294,950	\$3,451,150	\$3,605,550	\$3,762,950



Snohomish County Capital Improvement Project 2018-2023

Department: 17 Debt Service

Short Name: Debt P419, 201x Bond - Courthouse phase II

Description: Program 419

This package will account for the 20xx Bond issuance for:

New Courthouse, phase II

Possible funding sources include:

REET 1

CIP - Capital:

Fund	SubFund	Division	Program				
<u>215</u>	<u>215</u>	<u>Limited Tax Debt</u>	<u>715</u>	<u>2014 Bonds</u>			
Object	2018	2019	2020	2021	2022	2023	
Debt Service: Principal	\$0	\$740,000	\$740,000	\$740,000	\$740,000	\$740,000	
Program Subtotal:	\$0	\$740,000	\$740,000	\$740,000	\$740,000	\$740,000	
CIP-Capital Totals:	\$0	\$740,000	\$740,000	\$740,000	\$740,000	\$740,000	

CIP - Funding Source:

Funding Source	2018	2019	2020	2021	2022	2023
REET I	\$0	\$740,000	\$740,000	\$740,000	\$740,000	\$740,000
Funding Sources Total:	\$0	\$740,000	\$740,000	\$740,000	\$740,000	\$740,000



Snohomish County Capital Improvement Project 2018-2023

Department: 17 Debt Service

Short Name: Debt P429, 2015 Bond, '05A Refi-CRI, gun rnge(CIP)

Description: Program 429

This package is for the CIP portion of the 2015 Bond for the following items in the refinanced 2005A Bond (former prog 289):

- CRI
 - New admin completion
 - Existing campus remodel (Admin West)
 - Mission Building remodel
 - Sheriff storage / gun range

Funding source is:
REET 1

See related non-CIP package #84

CIP - Capital:

Fund	SubFund	Division	Program			
<u>215</u>	<u>215</u>	<u>Limited Tax Debt</u>	<u>715</u>	<u>Limited Tax Debt</u>	<u>429</u>	<u>2015 Bonds</u>
Object	2018	2019	2020	2021	2022	2023
Debt Service: Principal	\$133,188	\$305,000	\$420,000	\$420,000	\$420,000	\$420,000
Debt Service Costs	\$164,471	\$0	\$0	\$0	\$0	\$0
Program Subtotal:	\$297,659	\$305,000	\$420,000	\$420,000	\$420,000	\$420,000
CIP-Capital Totals:	\$297,659	\$305,000	\$420,000	\$420,000	\$420,000	\$420,000

CIP - Funding Source:

Funding Source	2018	2019	2020	2021	2022	2023
REET 1	\$297,659	\$305,000	\$420,000	\$420,000	\$420,000	\$420,000
			\$0	\$0	\$0	\$0
Funding Sources Total:	\$297,659	\$305,000	\$420,000	\$420,000	\$420,000	\$420,000



Snohomish County Capital Improvement Project 2018-2023

Department: 17 Debt Service

Short Name: Debt P429, 2015 Bond, '05B Refi-800MHz/Snocm (CIP)

Description: Program 429

This package is for the CIP portion of the 2015 Bond for the following items in the refinanced 2005B Bond (former prog 299):

County 800 MHz / Snocom bonding

Funding source is:
REET 1

See corresponding non-CIP package #86

CIP - Capital:

Fund	SubFund	Division	Program				
215	215	Limited Tax Debt	715	Limited Tax Debt	429	2015 Bonds	
Object	2018	2019	2020	2021	2022	2023	
Debt Service: Principal	\$1,030,002	\$1,135,000	\$0	\$0	\$0	\$0	
Debt Service Costs	\$105,502	\$0	\$0	\$0	\$0	\$0	
Program Subtotal:	\$1,135,504	\$1,135,000	\$0	\$0	\$0	\$0	
CIP-Capital Totals:	\$1,135,504	\$1,135,000	\$0	\$0	\$0	\$0	\$0

CIP - Funding Source:

Funding Source	2018	2019	2020	2021	2022	2023
REET I	\$475,527	\$475,000	\$0	\$0	\$0	\$0
Interlocal Agreements	\$659,977	\$660,000	\$0	\$0	\$0	\$0
Funding Sources Total:	\$1,135,504	\$1,135,000	\$0	\$0	\$0	\$0



Snohomish County Capital Improvement Project 2018-2023

Department: 17 Debt Service

Short Name: Debt P429, 2015 Bond, '06 Refi-gun rnge, lot (CIP)

Description: Program 429

This package is for the CIP portion of the 2015 Bond for the following items in the refinanced 2006 Bond (former prog 319):

Sheriffs Gun Range/Impound lot.

Funding sources:
REET 1

Please see corresponding non-CIP package #88

CIP - Capital:

Fund	SubFund	Division	Program				
215	215	Limited Tax Debt	715 Limited Tax Debt	429	2015 Bonds		
Object	2018	2019	2020	2021	2022	2023	
Debt Service: Principal	\$85,443	\$97,000	\$97,000	\$97,000	\$97,000	\$97,000	
Debt Service Costs	\$9,521	\$0	\$0	\$0	\$0	\$0	
Program Subtotal:	\$94,964	\$97,000	\$97,000	\$97,000	\$97,000	\$97,000	
CIP-Capital Totals:	\$94,964	\$97,000	\$97,000	\$97,000	\$97,000	\$97,000	

CIP - Funding Source:

Funding Source	2018	2019	2020	2021	2022	2023
REET 1	\$94,964	\$97,000	\$97,000	\$97,000	\$97,000	\$97,000
Funding Sources Total:	\$94,964	\$97,000	\$97,000	\$97,000	\$97,000	\$97,000



Snohomish County Capital Improvement Project 2018-2023

Department: 18 Facilities Management

Short Name: 2018-2023 CIP - Energy Office Funded Projects

Description: The Office of Energy and Sustainability plans to use approximately \$100,000 in fund balance for the following energy efficiency and conservation project::

Pneumatic controls upgrades at South District court: \$100,000

CIP - Capital:

Fund	SubFund	Division			Program		
<u>511</u>	<u>001</u>	<u>Energy Office</u>	<u>801</u>	<u>Administrative</u>	<u>112</u>	<u>Energy Office</u>	
Object	2018	2019	2020	2021	2022	2023	
Services	\$100,000	\$0	\$0	\$0	\$0	\$0	\$0
Program Subtotal:	\$100,000	\$0	\$0	\$0	\$0	\$0	\$0
CIP-Capital Totals:	\$100,000	\$0	\$0	\$0	\$0	\$0	\$0

CIP - Funding Source:

Funding Source	2018	2019	2020	2021	2022	2023
Prior Year Funds	\$100,000	\$0	\$0	\$0	\$0	\$0
Funding Sources Total:	\$100,000	\$0	\$0	\$0	\$0	\$0



Snohomish County Capital Improvement Project 2018-2023

Department: 18 Facilities Management

Short Name: 2018-2023 CIP - Arlington Land Acquisition & Bldg

Description: NEW ARLINGTON FLEET SERVICES/ER&R FACILITY (\$6.7 million, \$1.119M in 2018) - We proposed to move the Arlington Fleet Facility with the new Arlington Road Maintenance Facility. We propose bond financing over 25 years with debt service to be paid out as surcharge added to the rates of customers of the Arlington shop.

This priority package will appropriate \$1 million of PW ER&R Reserves towards Public Works purchase of land for the new Arlington Road Maintenance Shop and will appropriate \$119K for Professional Services.

This package is a proposal to replace the Arlington Road Maintenance Shop. Below is the justification from the Public Works department::

Public Works Road Maintenance operates from two locations Arlington Shop site and the Cathcart Way Operations Center, maintaining a total of 1,590 road miles and 200 bridges. The Arlington Shop serves the north county (RM District 1) which has 562 road miles. The Cathcart Way Operations Center serves the south county (RM District 2) which has 1028 road miles. The Arlington Shop maintains all 200 bridges. Road Maintenance has 68 full time staff based at Arlington and 103 at Cathcart. Temporary staff are added during summer months.

Road Maintenance provides day to day maintenance and small project construction services. It is also an important emergency responder for flooding, landslides, opening roads for utilities and for emergency services. Through preparation of the Public Works Continuity of Operations Plan and participation in the 2016 Cascadia Rising Exercise, it has become clear that uninterrupted operation of Road Maintenance facilities is necessary for emergency response and recovery during a major earthquake or other disaster.

In 2008, Public Works completed a 5-year planning, design and construction project to consolidate the Snohomish and Paine Field Road Maintenance Shops at the new Cathcart Way Operations Center. The Center is built on consolidated glacial till, has modern steel construction, back-up generators and a fuel supply.

In contrast, the Arlington Road Maintenance Shop site is located on unconsolidated sands, gravels and silts. Analysis has shown that an earthquake in the M7.0 to M9.0 range on the Cascadia Fault or Darrington-Devils Mountain Fault could result in ground settlement of between 9 and 23 inches, causing the site to be inoperable. Staff facilities consist of a modular office building in need of structural repair and vehicle storage facilities that are deficient, some requiring demolition. Public Works has determined that the facility should be replaced at a new location.

The new Arlington Maintenance Center project would provide approximately 9,000 square feet of staff office and meeting facilities, and 38,000 square feet of vehicle and equipment storage buildings. The project would require replacement of the Arlington ER&R Maintenance Shop which is co-located to service Road Maintenance equipment.

The Road Maintenance Facility has a planning level cost estimate of \$27 million over 6 years. In 2018, a budget of \$3 million is required for land acquisition and \$400,000 for professional services. The co-located ER&R facility is expected to have a cost of \$6.7 million over 6 years, of which \$120,000 is required for professional services in 2018.



Snohomish County Capital Improvement Project 2018-2023

Department: 18 Facilities Management

Short Name: 2018-2023 CIP - Arlington Land Acquisition & Bldg

CIP - Capital:

Fund	SubFund	Division	Program	2018	2019	2020	2021	2022	2023
502	502	Equipment Rental &	600	Equipment Rental And	860	Fleet Mgt - Maint & Opera			
	Object								
FundBal,Nonexp,TransOut				\$1,000,000	\$0	\$0	\$0	\$0	\$0
Services				\$118,999	\$175,000	\$294,000	\$0	\$0	\$0
Capital Outlays				\$0	\$0	\$0	\$3,037,999	\$3,037,999	\$0
Program Subtotal:				\$1,118,999	\$175,000	\$294,000	\$3,037,999	\$3,037,999	\$0
CIP-Capital Totals:				\$1,118,999	\$175,000	\$294,000	\$3,037,999	\$3,037,999	\$0

CIP - Funding Source:

Funding Source	2018	2019	2020	2021	2022	2023
ER&R Funds	\$1,118,999	\$175,000	\$294,000	\$0	\$0	\$0
Bond Proceeds-Other	\$0	\$0	\$0	\$3,037,999	\$3,037,999	\$0
Funding Sources Total:	\$1,118,999	\$175,000	\$294,000	\$3,037,999	\$3,037,999	\$0



Snohomish County Capital Improvement Project 2018-2023

Department: 18 Facilities Management

Short Name: 2018-2023 CIP _ MENG Projects

Description: A comprehensive study of the condition of County buildings was conducted by MENG Analysis in 2015. This priority package is consistent with the report's recommendations.

The recommendation was to fund building related major repairs and maintenance at \$10 million a year. At this time, this is not possible based on the County's financial condition; The interfund fund space rent includes a surcharge to collect \$1.8 million to fund these projects;

We recommend these projects for the 2018 budget:

SIEMENS CARD ACCESS SYSTEM/OAKES and WALL ST. JAIL (\$300,000) The current card access system in the Wall St. and Oakes Jail is a GE system that was installed in the Wall St. jail before the Oakes jail was built. It is past the end of its life cycle and is no longer supported by the manufacturer. Direct replacement of failed circuit boards is no longer possible and any replacement requires a contractor to be brought in to "jumper" boards causing several days of operational disruption for the jail and presents security issues. Siemens SiPass is the card access system that is the county standard and is being recommended for install in the Corrections facilities. The card access system is required by Corrections to allow quick access to inmate modules and administrative doors throughout the Oakes and Wall Street jails. Security system updates were not a part of the MENG study. The estimated cost is \$300K.

HOT WATER COIL - COURTHOUSE (\$200,000) The hot water coil (hot deck) in the Courthouse air handler is corroded and is failing. The hot deck provides the necessary heating for floors B - 4 in the Courthouse. The system is 50 years old. Access to the equipment requires asbestos abatement. The estimated cost is \$200,000

COOLING TOWER REPLACEMENT/WALL ST; JAIL (\$65,000) The chillers that serve Wall St. Jail depend on this one cooling tower to remove heat from the condenser water. This tower is 18 years old and is deteriorated and leaking and is past the end of its life cycle. We were unable to complete this project as planned in 2017 due to the cost of assembly and cost of the crane. The 2017 budget was \$85K Total 2018 cost estimate is \$65,000.

HVAC ROOFTOP UNIT #3 (AIR HANDLING UNIT) REPLACEMENT/DJJC (\$280,000) The rooftop unit #3 has failed compressors and is at the end of its equipment life. It is one of three Trane AHUs to provide air exchange to the south administrative area of the Denney Juvenile Justice Center. Failure of this system would make temperatures and air quality unacceptable. Another unit replacement, ACH #2, is being completed in the McKinstry ESCO energy project. The estimated cost is \$280,000.

ASBESTOS ABATEMENT and ELECTRICAL STUDY/MISSION BUILDING (\$245,000) Asbestos abatement is required at the Mission Building to make required electrical and mechanical repairs. The very old electrical system (1952 Trumbell 208V/3-phase panel board with 1,000A capacity) is obsolete and insufficient. Also, there is no standby/emergency power. Most lighting and branch wiring is past its useful life. This is a request to abate asbestos to provide access to make needed repairs and to recommend future updates. The estimated cost is \$245K.

CHILLER UNIT #2 REPLACEMENT/DJJC (\$290,000) The compressors are failing in the air cooled Trane chiller. It is approaching end of life and needs to be replaced before it fails. Estimated cost is \$290,000.



Snohomish County Capital Improvement Project 2018-2023

Department: 18 Facilities Management

Short Name: 2018-2023 CIP _ MENG Projects

DISTRICT COURT FRONT DOORS/DISTRICT COURTS (\$120,000) The single glaze aluminum store-front doors at Evergreen, Cascade and South District Court are failing and cannot be repaired. This causes security concerns and disrupts operations when these doors fail to secure. The South District Court entrance is comprised of an outer door and inner door around an entry vestibule. Both outer and inner doors need to be replace. Estimated cost is \$120,000 for a total of four doors at the three locations.

DOMESTIC HOT WATER BOILERS/OAKES JAIL (\$100,000) There are two Raypak domestic hot water boilers in the Oakes jail that are at the end of their life and need replacement. This is a like for like replacement of the boilers. Estimated cost \$80,000.

HEATING BOILERS/CENTRAL PLANT OAKES JAIL (\$200,000) The heat generating system in Central Plant for the Oakes jail includes 5 boilers. There are two newer KN20 boilers in good condition, but unable to keep up with the demand for heating in cold weather. The three older Fulton boilers (2 mmbtu capacity each) need to be replaced; one is not able to be repaired and the other two are at their end of life. Estimated cost to replace 2 boilers is \$200,000.

TOTAL: \$1,800,000

CIP - Capital:

Fund	SubFund	Division	Program			
311	322	Capital Projects	811	Construction	001	Facilities Capital Projects
Object	2018	2019	2020	2021	2022	2023
Capital Outlays	\$1,800,000	\$2,400,000	\$3,000,000	\$3,000,000	\$3,000,000	\$3,000,000
Program Subtotal:	\$1,800,000	\$2,400,000	\$3,000,000	\$3,000,000	\$3,000,000	\$3,000,000
CIP-Capital Totals:	\$1,800,000	\$2,400,000	\$3,000,000	\$3,000,000	\$3,000,000	\$3,000,000

CIP - Funding Source:

Funding Source	2018	2019	2020	2021	2022	2023
Interfund Facility Rates	\$1,800,000	\$2,400,000	\$3,000,000	\$3,000,000	\$3,000,000	\$3,000,000
Funding Sources Total:	\$1,800,000	\$2,400,000	\$3,000,000	\$3,000,000	\$3,000,000	\$3,000,000



Snohomish County Capital Improvement Project 2018-2023

Department: 18 Facilities Management

Short Name: 2018-2023 CIP Fleet Equipment Replacement

Description: This priority package is designed to give greater detail regarding equipment capital improvements (replacements) that Fleet plans to make in 2018 in excess of \$50,000. The assets Fleet intends to acquire below \$50,000 are included in a separate priority package.

Asset	Year	Description	Est. Replacement Cost
D111	1996	INT'L 4900 W/ 5/6 YD N END DUMP BODY	\$180,000
D112	1996	INT'L 4900 W/ 5/6 YD N END DUMP BODY	\$180,000
D113	1996	INT'L 4900 W/ 5/6 YD N END DUMP BODY	\$180,000
D114	1996	INT'L 4900 W/ 5/6 YD N END DUMP BODY	\$180,000
D115	1996	INT'L 4900 W/ 5/6 YD N END DUMP BODY	\$180,000
D253	2002	FREIGHTLINER FLD112SD	\$260,000
D257	2003	INTERNATIONAL 5600I 10/12 YD DUMP	\$260,000
D262	2003	INTERNATIONAL 5600I 10/12 YD DUMP	\$260,000
M043	2006	Volvo VHD/Vactor 2110J6	\$575,000
M044	2006	Volvo VHD/Vactor 2110J6	\$575,000
M473	2003	Freightliner M2/Pro-PatchTCM415100DHE	\$172,000
K429	2008	New Holland 6030/ US mower	\$140,000
K430	2008	New Holland 6030 / U.S. mower	\$140,000
M416	2003	Barber Green 245C Paver /Elec. Screed	\$550,000
P358	2009	FORD F550 4x4 W/ 43' ALTEC BOOM	\$180,000
T192	2005	International 4300 w/ Terex Manlift	\$225,000
T193	2005	International 4300 w/ Terex Manlift	\$225,000
T205	2003	FREIGHTLINER FL70 FLATBED	\$130,000
EB53	2003	Caterpillar 430D 2WD Backhoe	\$90,000
EH08	2008	Toyota 7FDU35 Forklift	\$55,000
ET02	2009	VOLVO VNL84T Tractor	\$180,000
ET11	2009	VOLVO VNL84T Tractor	\$180,000
ET12	2009	VOLVO VNL84T Tractor	\$180,000
ET13	2009	VOLVO VNL84T Tractor	\$180,000
ET15	2009	VOLVO VNL84T Tractor	\$180,000
ET17	2009	VOLVO VNL84T Tractor	\$180,000
EP48	2009	Ford F550 4x4 w/09 Altec Manlift	\$180,000
CIP Planned Expenditure			\$5,997,000
Total Replacement Budget			\$7,892,252
Non-CIP Planned Expenditure			\$1,894,252

CIP - Capital:

Fund	SubFund	Division	Program			
502	502	600	860			
	Equipment Rental &	Equipment Rental And	Fleet Mgt - Maint & Opera			
Object	2018	2019	2020	2021	2022	2023
Capital Outlays	\$5,997,000	\$3,950,908	\$5,481,751	\$3,764,870	\$3,297,791	\$4,324,029
Program Subtotal:	\$5,997,000	\$3,950,908	\$5,481,751	\$3,764,870	\$3,297,791	\$4,324,029
CIP-Capital Totals:	\$5,997,000	\$3,950,908	\$5,481,751	\$3,764,870	\$3,297,791	\$4,324,029



Snohomish County Capital Improvement Project 2018-2023

Department: 18 Facilities Management

Short Name: 2018-2023 CIP Fleet Equipment Replacement

CIP - Funding Source:

Funding Source	2018	2019	2020	2021	2022	2023
ER&R Funds	\$5,997,000	\$3,950,908	\$5,481,751	\$3,764,870	\$3,297,791	\$4,324,029
Funding Sources Total:	\$5,997,000	\$3,950,908	\$5,481,751	\$3,764,870	\$3,297,791	\$4,324,029



Snohomish County Capital Improvement Project 2018-2023

Department: 18 Facilities Management

Short Name: 2018-2023 CIP Sheriff/Corrections Capital Projects

Description: We are submitting this request on behalf of the Sheriff's Office for facility related projects

HVAC/NATURAL RESOURCES BUILDING (\$250,000) The Sheriff's Natural Resources building in Marysville has an HVAC system that is awkward, inefficient, uncomfortable, obsolete and difficult to maintain. The original 1995 split condensing system is located in the back parking lot and is at end of life. The electric resistance pre-heat coils at the three AHUs and the twenty electric resistance reheat coils for each zone are at end of life and expensive to operate. MENG Analysis, on tour in 2014, located three AHUs with supply-only fans in the attic, a questionable economizer, fully ducted return air, but no return air fans. The estimate for the heating and cooling system update is a minimum of \$250,000, but may be higher.

JAIL ADMIN AREA CARPET REPLACEMENT/OAKES ST. JAIL (\$55,000) Corrections would like to replace the carpet in the Administration and Business Office areas that was original installed in 2005. This area is a high traffic area and the carpet thread is bare and permanently stained in many areas. Parts of the carpet area have also been hit by several different flooding situations caused by overflowing toilets. We have done our best to mitigate this problem by controlling the amount of toilet flushes per hour. However, the floods caused irreversible damage to the carpet. Our proposal is to replace it with carpet tiles which we would be able to secure under a state contract. By using carpet tiles, we would be able to replace just a section of the carpet when needed.

CIP - Capital:

Fund	SubFund	Division	Program			
311	322	Capital Projects	811	Construction	001	Facilities Capital Projects
Object	2018	2019	2020	2021	2022	2023
Capital Outlays	\$305,000	\$0	\$0	\$0	\$0	\$0
Program Subtotal:	\$305,000	\$0	\$0	\$0	\$0	\$0
CIP-Capital Totals:	\$305,000	\$0	\$0	\$0	\$0	\$0

CIP - Funding Source:

Funding Source	2018	2019	2020	2021	2022	2023
Prior Year Funds	\$55,000	\$0	\$0	\$0	\$0	\$0
Interfund Capital Contribution	\$250,000	\$0	\$0	\$0	\$0	\$0
Funding Sources Total:	\$305,000	\$0	\$0	\$0	\$0	\$0



Snohomish County Capital Improvement Project 2018-2023

Department: 18 Facilities Management

Short Name: 2018-2023 CIP_ Fleet Services Buildings.

Description: ROOF REPLACEMENT/FLEET MCDOUGALL BUILDING (\$800,000) The entire McDougall roof, which also covers the MRW Solid Waste building, is in need of replacement. The roof is one block long at the McDougall Fleet building where sheriff's vehicles are serviced. The Solid Waste MRW end of the building has many leaks impacting the storage of hazardous waste. Other leaks have been occurring over the Admin area at the north end of the building. Facilities has been patching roof leaks over the years. Our contractor notes delamination and separation issues in the roof's membrane that will cause more leaks the longer the existing roof remains in place. Their cost to replace the complete roof is estimated at \$800,000. In 2015, MENG noted that the condition of the roof had 1 year of useful life left .

MIXING AIR UNIT (MAU) REPLACEMENT /FLEET MCDOUGALL BUILDING (\$335,000) This Mixing Air Unit is at end of its life and the ducting is not providing supply air in a uniform manner to the Fleet shop. It is critical that the outside air exchange is operational to minimize exhaust and carbon monoxide exposure. Failure of this system would make space temperatures and air quality unacceptable. This was identified in the MENG report in 2015.

It is proposed to fund the above listed McDougall projects from ER&R fund balance to be later bond financed with debt service recouped as surcharge in rates from departments using the McDougall Shop.

CIP - Capital:

Fund	SubFund	Division			Program		
502	502	Equipment Rental &	600	Equipment Rental And	860	Fleet Mgt - Maint & Opera	
Object	2018	2019	2020	2021	2022	2023	
Capital Outlays	\$1,135,000	\$0	\$0	\$0	\$0	\$0	\$0
Program Subtotal:	\$1,135,000	\$0	\$0	\$0	\$0	\$0	\$0
CIP-Capital Totals:	\$1,135,000	\$0	\$0	\$0	\$0	\$0	\$0

CIP - Funding Source:

Funding Source	2018	2019	2020	2021	2022	2023
Bond Proceeds-Other	\$1,135,000	\$0	\$0	\$0	\$0	\$0
Funding Sources Total:	\$1,135,000	\$0	\$0	\$0	\$0	\$0



Snohomish County Capital Improvement Project 2018-2023

Department: 21 Airport

Short Name: Snohomish County Airport - Bldg/Land Constr/Acquis

Description: Budget drivers at the Airport include maintenance and support of the airfield to FAA standards, existing buildings, roadways and utility systems and increasing long-term revenue and asset base at the Airport. Development of facilities for the aerospace industries is a priority. Asset and revenue growth at the Airport leads to increased economic development, growth and vitality to the County. Airport operations contribute \$4-6 million each year to state and local tax collections in sales and leasehold taxes. The Capital projects listed from 2018-2023 address these needs and are driven by the Airport Master Plan.

Commercial or industrial capital projects are tied to existing or future tenant demand and future revenue sources along with availability of construction debt-service funding. \$6.5 million is budgeted for a potential land acquisition, general aviation roof & door repairs, IAC building repairs and miscellaneous additional repairs for the Airport's aging infrastructure. The land acquisition is estimated at \$5 million and is to acquire the enclave property on the southeast side of the Airport and would be funded with a bond. The remaining building work will be funded by the Airport's Enterprise Fund.

CIP - Capital:

Fund	SubFund	Division	Program			
410	410	Airport Operation &	100	Airport	680	Operations-General
Object	2018	2019	2020	2021	2022	2023
Capital Outlays	\$6,500,000	\$2,550,000	\$2,550,000	\$2,350,000	\$2,350,000	\$2,350,000
Program Subtotal:	\$6,500,000	\$2,550,000	\$2,550,000	\$2,350,000	\$2,350,000	\$2,350,000
CIP-Capital Totals:	\$6,500,000	\$2,550,000	\$2,550,000	\$2,350,000	\$2,350,000	\$2,350,000

CIP - Funding Source:

Funding Source	2018	2019	2020	2021	2022	2023
Bond Proceeds-Other	\$5,000,000	\$2,000,000	\$2,000,000	\$2,000,000	\$2,000,000	\$2,000,000
Airport Funds	\$1,500,000	\$550,000	\$550,000	\$350,000	\$350,000	\$350,000
Funding Sources Total:	\$6,500,000	\$2,550,000	\$2,550,000	\$2,350,000	\$2,350,000	\$2,350,000



Snohomish County Capital Improvement Project 2018-2023

Department: 21 Airport

Short Name: Snohomish County Airport - Grant Funded Projects

Description: Budget drivers at the Airport include maintenance and support of the airfield to FAA standards, existing buildings, roadways and utility systems and increasing long-term revenue and asset base at the Airport. Development of facilities for the aerospace industries is a priority. Asset and revenue growth at the Airport leads to increased economic development, growth and vitality to the County. Airport operations contribute \$4-6 million each year to state and local tax collections in sales and leasehold taxes. The Capital projects listed from 2018-2023 address these needs and are driven by the Airport Master Plan.

Aviation capital improvements are eligible, but not guaranteed, for 90% grant funding by the Federal Aviation Administration (FAA). FAA grants are prioritized by type and are highly competitive. Airfield projects are funded only if they meet FAA guidelines and rank high on the national priority list. FAA Grant Funding is listed in revenues. Grant funded construction projects are started only after the grant funding has been approved.

In 2018, the Airport has an FAA capital improvement program including: \$9.5 million for the Reconstruction of Taxiway Bravo and Apron, a Rehabilitation of Runway 16R/34L for \$6 million, and an Airport Master Plan at \$1.2 million. The bond issuance of \$6.17 million includes the local FAA grant match and an estimated \$5 million ramp expansion which shall be leased out as an additional revenue source. FAA is reimbursing the Airport for all remaining projects at 90% or \$10.53 million. The Airport Master Plan will provide new direction for all future capital projects providing a five (5), ten (10), and twenty (20) year projection for all future construction at the airport.

CIP - Capital:

Fund	SubFund	Division	Program			
410	410	Airport Operation &	100	Airport	680	Operations-General
Object	2018	2019	2020	2021	2022	2023
Capital Outlays	\$16,700,000	\$7,625,000	\$4,325,000	\$5,325,000	\$625,000	\$12,225,000
Program Subtotal:	\$16,700,000	\$7,625,000	\$4,325,000	\$5,325,000	\$625,000	\$12,225,000
CIP-Capital Totals:	\$16,700,000	\$7,625,000	\$4,325,000	\$5,325,000	\$625,000	\$12,225,000

CIP - Funding Source:

Funding Source	2018	2019	2020	2021	2022	2023
Transportation Grant	\$10,530,000	\$6,862,500	\$3,892,500	\$4,792,500	\$562,500	\$11,002,500
Bond Proceeds-Other	\$6,170,000	\$0	\$0	\$0	\$0	\$0
Airport Funds	\$0	\$762,500	\$432,500	\$532,500	\$62,500	\$1,222,500
Funding Sources Total:	\$16,700,000	\$7,625,000	\$4,325,000	\$5,325,000	\$625,000	\$12,225,000



Snohomish County Capital Improvement Project 2018-2023

Department: 21 Airport

Short Name: Snohomish County Airport - Machinery & Equipment

Description: Budget drivers at the Airport include maintenance and support of the airfield to FAA standards, existing buildings, roadways and utility systems and increasing long-term revenue and asset base at the Airport. Development of facilities for the aerospace industries is a priority. Asset and revenue growth at the Airport leads to increased economic development, growth and vitality to the County. Airport operations contribute \$4-6 million each year to state and local tax collections in sales and leasehold taxes. The Capital projects listed from 2018-2023 address these needs and are driven by the Airport Master Plan.

In 2018, the airport has budgeted \$850k for large machinery and equipment, including a \$200k Airfield Surface Friction Tester Machine (ASFT), along with additional airfield construction and maintenance equipment and planned vehicle replacements. This will be fully funded from the Airport Enterprise Fund. The Airport's 2018 Operations Plan is discussed in the attached priority package.

CIP - Capital:

Fund	SubFund	Division	Program				
410	410	Airport Operation &	100	Airport	680	Operations-General	
Object	2018	2019	2020	2021	2022	2023	
Capital Outlays	\$850,000	\$250,000	\$930,000	\$250,000	\$250,000	\$250,000	
Program Subtotal:	\$850,000	\$250,000	\$930,000	\$250,000	\$250,000	\$250,000	
CIP-Capital Totals:	\$850,000	\$250,000	\$930,000	\$250,000	\$250,000	\$250,000	

CIP - Funding Source:

Funding Source	2018	2019	2020	2021	2022	2023
Airport Funds	\$850,000	\$250,000	\$930,000	\$250,000	\$250,000	\$250,000
Funding Sources Total:	\$850,000	\$250,000	\$930,000	\$250,000	\$250,000	\$250,000



Snohomish County Capital Improvement Project 2018-2023

Department: 21 Airport

Short Name: Snohomish County Airport - Other Improvements

Description: Budget drivers at the Airport include maintenance and support of the airfield to FAA standards, existing buildings, roadways and utility systems and increasing long-term revenue and asset base at the Airport. Development of facilities for the aerospace industries is a priority. Asset and revenue growth at the Airport leads to increased economic development, growth and vitality to the County. Airport operations contribute \$4-6 million each year to state and local tax collections in sales and leasehold taxes. The Capital projects listed from 2018-2023 address these needs and are driven by the Airport Master Plan.

Capital improvement projects are targeted to aviation safety standards for runways, ramps and other aviation projects. \$1.65 million has been budgeted in 2018 for various road improvements (both land and aviation side) as well as various airfield safety projects. \$2.25 Million is budgeted as potential bond funding for Airfield Ramp Repairs and Security Improvements with the remaining miscellaneous projects to be funded by the Airport's Enterprise Fund.

CIP - Capital:

Fund	SubFund	Division	Program			
410	410	Airport Operation &	100	Airport	680	Operations-General
Object	2018	2019	2020	2021	2022	2023
Capital Outlays	\$3,900,000	\$2,700,000	\$550,000	\$550,000	\$550,000	\$550,000
Program Subtotal:	\$3,900,000	\$2,700,000	\$550,000	\$550,000	\$550,000	\$550,000
CIP-Capital Totals:	\$3,900,000	\$2,700,000	\$550,000	\$550,000	\$550,000	\$550,000

CIP - Funding Source:

Funding Source	2018	2019	2020	2021	2022	2023
Bond Proceeds-Other	\$2,250,000	\$2,250,000	\$0	\$0	\$0	\$0
Airport Funds	\$1,650,000	\$450,000	\$550,000	\$550,000	\$550,000	\$550,000
Funding Sources Total:	\$3,900,000	\$2,700,000	\$550,000	\$550,000	\$550,000	\$550,000

CHAPTER V: STATEMENT OF ASSESSMENT ON GMA GOAL 12

The purpose of this statement of assessment is to determine if there are any probable funding shortfalls or regulatory inadequacies that could jeopardize implementation of the County’s Comprehensive Plan or satisfaction of Goal 12 of the Growth Management Act (GMA) to provide adequate public facilities. This statement of assessment examines those public facilities explicitly identified as necessary to support development in the County’s 2015 Capital Facilities Plan (CFP), and listed in Table 5 below. A distinction is made between urban and rural development within the context of the GMA. Each capital facility may require different levels of service for different types (urban or rural) of facilities.

Table 5. Facilities Necessary to Support Development*

Public Facility	Necessary for Urban Development	Necessary for Rural Development
Surface Transportation	Yes (public streets and transit routes)	Yes (public roads)
Surface Water Management	Yes	Yes
Park Land and Recreational Facilities	Yes (community park land and recreational facilities, neighborhood parks, trails, regional parks)	Yes (community park land and recreational facilities, trails, regional parks)
Public Water Supply System	Yes	No
Public Wastewater System	Yes	No
Fire Protection Service	Yes	No
Electric Power	Yes	Yes
Public Schools	Yes	Yes

*The 2015 CFP includes additional capital facilities and services (general government facilities, law and justice facilities, solid waste facilities, and airport facilities). The general government facilities, law and justice facilities, solid waste facilities, and airport facilities are included in the financial sections of the CIP but are not included in the statement of assessment because these facilities are not identified as necessary to support development.

Each facility necessary to support development is examined from three perspectives: the sufficiency of the capital improvement program(s) to achieve minimum acceptable levels of service (LOS); the adequacy of the funding that supports the CIP; and the adequacy of regulatory mechanisms to ensure that facilities expand in concert with development. All of these facilities are supported by CIPs prepared and adopted by their respective purveyor agencies.

The relevant Snohomish County departments and non-County agencies for each facility have prepared facility-specific statements of assessment in Chapter V, Sections 5.1 and 5.2. This information is summarized in Table 6.

Table 6. Summary of Capital Facilities Statements of Assessment

	Surface Transportation	Park Land & Recreational Facilities	Surface Water Management	Public Water Supply	Public Wastewater Systems	Electric Power	Public Schools	Fire Protection Services
Are current minimum levels of service (LOS) being met?	Yes	Yes	Yes	DOH standards are being met	Ecology standards are being met	Yes	Yes	Yes
Funding is adequate for capital projects over the next six years	Yes	Yes	Yes	Yes	Yes	Yes	Yes ¹	Yes
Are there any projected funding shortfalls?	No	No	No	No	No	No	No	No
Corresponding minimum levels of service should be met over the next six years?	Yes	Yes	Yes	DOH standards expected to be met	Ecology standards expected to be met ²	Yes	Yes	Yes
Will regulatory measures appropriately ensure that new development will not occur unless the necessary facilities are available to support the development at the adopted minimum level of service?	Yes – Concurrency regulations	Yes – Impact fees also required	Yes	Yes – Developers generally pay directly for permitted infrastructure extensions ³	Yes – Developers generally pay directly for permitted infrastructure extensions ⁴	N/A LOS is met under the requirements of service provider	N/A LOS is met under the requirements of service provider	Yes

¹ In 2016, Snohomish County Council adopted Amended Emergency Ordinance No. 16-117, which capped school impact fees at a maximum \$7,000 for one year, and approved a budget note that directs the Department of Planning and Development Services to develop, evaluate, and propose code amendments to Snohomish County Code that would reduce the variability of school impact fee charges from one year to the next. (See Part 5.2e for further detail).

² The Alderwood Water and Wastewater District has reported a capacity problem in the North Creek Basin Area. There is currently a shortage of trunk sewer capacity due to growth and high amounts of inflow and infiltration (I/I). (See Part 5.2b for further detail).

³ Seven Lakes Water Association has a moratorium on new water service connections due to water rights limits. (See Part 5.2a for further detail).

⁴ Two moratoria are currently in place for the Lake Stevens Sewer District for lift stations 2 and 7. The moratorium for lift station 2 was amended with a 2014 resolution implementing a partial and temporary lifting of the moratorium. (See Part 5.2b for further detail).

Growth Management Act and the CIP

The GMA (Chapter 36.70A RCW) requires development of a comprehensive plan and periodic updates to address new population and employment growth forecasts for a 20-year planning period. Snohomish County's 2015 Comprehensive Plan included a complete reassessment of land use and transportation in the context of additional growth forecasted through the year 2035. Snohomish County addressed issues of funding, levels of service, and land use as part of the comprehensive plan update process. Snohomish County will initiate its next comprehensive plan (2023) update process by 2020. It will also include a reassessment of land use and transportation in the context of additional growth forecasted for the next 20-year planning horizon.

One important indicator of whether or not public facilities are being adequately provided to support the Snohomish County Comprehensive Plan's expected growth is the County's recent performance in actually accommodating growth. The Snohomish County Tomorrow (SCT) 2016 Growth Monitoring Report (GMR), indicates that, in general, the countywide population growth is tracking closely with the 2011-2035 GMA population growth target projection. What appears to be a more significant challenge, however, is the planned realignment of a much greater share of the future population growth into cities (and less in the unincorporated Urban Growth Area (UGA)), consistent with the Puget Sound Regional Council's (PSRC) VISION 2040 Regional Growth Strategy. The 2016 GMR indicates that certain portions of the Southwest UGA are approaching the 20-year growth projections. The County will continue to monitor this situation and will be participating in PSRC's process to update the VISION 2040 Regional Growth Strategy.

The impact of any identified funding or regulatory problem on the ability of the comprehensive plan to accommodate projected growth is a key consideration in determining if a formal reassessment of the comprehensive plan is warranted. This will be discussed in subsequent chapters where a problem or potential problem is identified and its consequences evaluated. Service level adequacy is addressed in Chapters V and VI.

The Snohomish County CIP is updated annually and approved as part of the annual budget process. Many cities and special districts that provide other facilities addressed herein follow a similar practice. These CIPs, in turn, are generally based on longer range capital facilities plans that identify long-term facility needs. LOS targets and minimum standards are usually defined or embodied within the longer-range plan. Multi-year CIPs prepared by provider agencies demonstrate that funding is projected to be adequate for all of the facilities/projects (county and non-county) addressed by this statement of assessment for 2018 to 2023. The CIPs are typically funded at a level that produces a facility LOS somewhere between the agencies preferred or targeted LOS and the minimum acceptable LOS.

Reassessment Options

Snohomish County is required to initiate a reassessment program if minimum levels of service (LOS) for public facilities necessary for development cannot be maintained, funding shortfalls are projected, or regulatory measures do not reasonably ensure that new development will not occur unless the necessary facilities are available at the adopted LOS. The reassessment would include analysis of potential options for achieving coordination and consistency. If such a reassessment is required, there are a range of options to consider:

- Reduce the standard of service, which will reduce the cost.
- Increase revenues to pay for the proposed standard of service (higher rates for existing revenues, and/or new sources of revenue).
- Reduce the average cost of the capital facility (i.e., alternative technology or alternative ownership or financing), thus reducing the total cost (and possibly the quality).
- Reduce the demand by restricting population (i.e., revise the land use element), which may cause growth to occur in other jurisdictions.
- Reduce the demand by reducing consumption or use of the facility (i.e., transportation demand management, recycling solid waste, water conservation, etc.), which may cost more money initially but which may save even more money later.
- Any combination of the options listed above.

Statement of Assessment

None of the capital facilities evaluated in this CIP are projected to experience shortfalls in funding as defined by GMA Goal 12. Therefore, no immediate reassessment actions are recommended or required at this time given the current and projected status of all the capital facilities that are “necessary to support development.”

Section 5.1 – Assessment of County Capital Facilities

Part 5.1a – Surface Transportation

Sufficiency of Capital Improvement Program

Snohomish County's Transportation Element (TE) is a primary component of the Snohomish County Comprehensive Plan. It adopts a transportation level of service (LOS) standard, policies for the development and maintenance of the transportation system, and strategies for implementing the policies and the LOS standard. The TE also identifies major road projects needed to support the development planned in the future land use map (FLUM) and maintain the County's adopted LOS. The Transportation Needs Reports (TNR) prioritizes the TE projects and identifies the projects that provide the cost basis of the County's GMA transportation impact fee (impact fee projects). The TNR is also the foundation for the six-year Transportation Improvement Program (TIP) that is updated and approved annually and reflected within the County's CIP.

Funding Adequacy

The TIP identifies all capital transportation improvements including preservation, safety, non-motorized, capacity, and bridge projects. Project expenditures are programmed over the six-year period and balanced with projected revenues. The 2018-2023 TIP has been developed to ensure that the investments necessary to support the FLUM have been adequately funded. Consequently, the investment identified in the TIP for transportation projects is sufficient to meet the minimum LOS standard identified in the TE Chapter of the Snohomish County Comprehensive Plan for the next six years.

The past downturn in the economy and changes in driving habits have impacted forecasted revenues. Although revenues have begun to stabilize since the economic downturn, certain funding sources have receded to a new level of normal, such as mitigation revenue. However, with the transportation package and associated gas tax increase passed by the Washington State Legislature in 2015, Public Works will receive additional revenue over the life of the transportation package. These additional funds could potentially reduce the projected long-term funding shortfall identified in the 2015 TE and better position the County to meet its expectations in support of future development and maintaining adequate LOS standards.

Adequacy of Regulatory Mechanisms

The County has adopted a transportation concurrency system through Snohomish County Code (SCC) Chapter 30.66B that restricts development if the LOS on a transportation facility falls below the adopted LOS standard. This regulatory system supplements the construction program of the County to assist in assuring that new development will be supported by adequate facilities as defined by the adopted LOS standard.

The County's concurrency management system works as follows: When a segment of an arterial road falls below the adopted LOS, or within six years is forecasted to fall below the adopted LOS, and there are no projects programmed or fully funded to raise the LOS within six years, that segment is designated as an "arterial unit in arrears." No development can be approved that would add three or more peak hour trips to an arterial unit in arrears until improvements adding additional capacity to raise the LOS to the adopted standard are either constructed or funded and

programmed to be constructed within six years. Developments generating more than 50 peak-hour trips must also look at future conditions to evaluate whether they will cause an arterial unit to fall into arrears or impact an arterial unit expected to fall into arrears within six years. If an arterial unit in arrears is improved to its maximum extent and there is no effective way to add additional capacity, the arterial unit may then be determined by the County Council to be at “ultimate capacity.”

An arterial unit may be determined by the County Council to be at “ultimate capacity” when the arterial has been improved to its maximum extent and further improvements would require unwarranted public expenditure or would have severe impacts to the environment or community. Ultimate capacity provides for an alternative LOS and is a useful tool where increased urban densities consistent with the adopted Snohomish County Comprehensive Plan are desired to support transit, walking, and biking. Additional mitigation is required for developments impacting arterial units designated as “ultimate capacity” to encourage the use of transit and help reduce the need for single-occupancy vehicles.

The County monitors the LOS on each County arterial and summarizes this in an annual concurrency report. The most recent report, the 2017 Concurrency Report, addresses the LOS on County arterial units from April 1, 2016 to March 31, 2017. The County had three arterial units designated as “ultimate capacity,” no arterial units in arrears, and twelve arterial units at risk of falling into arrears. The number of arterial units in arrears has remained at zero since 2011 and the number of arterial units at ultimate capacity has remained at three since 2007.

The 2017 report and reports for previous years can be found at the Public Works Traffic Mitigation and Concurrency Ordinance website: <http://snohomishcountywa.gov/888/Traffic-Mitigation-Concurrency>.

Statement of Assessment

An update to the Snohomish County Comprehensive Plan was adopted in 2015, including a revised TE. This update included a new FLUM, revisions to the transportation LOS standard, and a new 20-year transportation forecast. The forecast was used to develop a new 20-year project list and funding strategy necessary to support the FLUM and maintain the County’s adopted levels of service.

The projected level of progress over the next six-year period as proposed in the TIP is sufficient to ensure meeting the LOS standards required for transportation. The revenue projections will continue to be watched closely and, if necessary, strategic adjustments in expenditures in the capital and non-capital categories during the six-year period covered by this assessment will be made.

Construction and Programming of Major Road Improvements

The 2015 TE identifies 43 major capacity road projects based on a forecast of transportation needs looking forward to 2035. This project list was developed using traffic forecast analysis and strategic project selection designed to support the FLUM and maintain the adopted LOS. Table 7 shows a projected schedule for completion of the TE projects.

Table 7. Completion of Transportation Element Projects

Strategy for Completing Project List Contained in the 2015 TE*				
	2015	2023	2028	2035
Projects Completed	0	16	15	12
Cumulative Completed	0	16	31	43
Cumulative Percent	0%	37%	72%	100%

* Pending available funding. If additional funding strategies are realized, such as additional grant opportunities, project completion may be accelerated.

Part 5.1b – Surface Water Management

Sufficiency of Capital Improvement Program

The adopted level of service (LOS) for surface water facilities is based on two standards and one target. These are defined in the Snohomish County Capital Facilities Plan. The first standard consists of stormwater regulations for new development as defined in Chapter 30.63A SCC. This portion of the code was updated in January 2016 to reflect new state stormwater standards and the requirements of the County’s 2013-2018 municipal stormwater permit (“NPDES” permit). All new development must comply with the defined stormwater regulations in order to obtain permit approval. The second standard requires a minimum County investment in surface water capital facilities of \$8.35 million over a six-year period. The capital improvement program for the Surface Water Management (SWM) division of the Public Works Department is specifically dedicated to investments in surface water capital facilities.

In addition to these two standards, the County adopted a target LOS for surface water facilities as part of the County’s 2005 update of the Comprehensive Plan. The target is that the most frequent known urban flooding problems that occur within County rights-of-way or that are associated with drainage systems maintained by the County would be resolved by 2025. Specifically, the most frequent flooding problems would be defined as those that occur at least an average of once every two years.

Funding Adequacy for CIP

Much of the funding for meeting the LOS standard based on stormwater requirements for new development would come from the private sector as new growth is approved. However, some of the funding would also come from the public sector as public projects, such as County road improvements and park projects, are approved.

The primary funding source for meeting the LOS standard, based on a minimum public investment in surface water capital facilities of \$8.35 million over the next six years, is funds from the SWM utility, as shown in the SWM Division budget. The revenue sources currently used include SWM utility charges, which are collected from utility ratepayers and are used within the SWM utility district; real estate excise taxes (REET2), usable throughout the County for capital projects; the County Road Fund, limited to right-of-way use; and various grants, which are limited to specific projects.

The County meets the minimum level of investment in surface water capital facilities. A total of \$81 million has been identified for surface water capital facilities in the current 2018-2023 CIP. The County recognizes that the County investments in surface water capital projects far exceeds the minimum LOS established in 1995. In addition to funding SWM’s capital program, the SWM service charges are the primary revenue source for SWM’s non-capital programs. Some of these non-capital programs, such as stormwater facility maintenance, salmon planning, and water quality monitoring, are being increasingly mandated through various state and federal programs. A lower surface water capital facility LOS allows the County the maximum flexibility to accommodate future capital and non-capital state or federal mandates.

The primary funding source for meeting the LOS target of solving all known two-year flooding problems along drainage systems maintained by the County by 2025 is, likewise, funds from the SWM utility, as shown in the SWM Division budget. The list of projects that addresses two-year flooding problems will change over time as drainage problems are resolved through public and private investment and as new drainage problems arise. The 2018-2023 CIP contains projects that contribute to meeting this LOS target.

Adequacy of Regulatory Mechanisms

Current County regulations are only relevant to the surface water LOS standard that applies to new development. This standard is achieved by requiring that new private developments and public construction projects comply with the requirements of the County's drainage code, Chapter 30.63A SCC. In 2016, Chapter 30.63A SCC was revised to provide for a generally higher level of water quality and flood protection in response to more stringent requirements of the County's National Pollutant Discharge Elimination System (NPDES) permit.

Statement of Assessment

Based on the proposed budget and six-year CIP, as well as the existing regulations, Snohomish County will continue to achieve the minimum LOS for surface water.

Part 5.1c – Park Land and Recreational Facilities

Sufficiency of Capital Improvement Program

The 2015 Snohomish County Park and Recreation Element (PRE) was adopted by the County Council in June 2015 and contains a level of service (LOS) methodology that is based on provision of active and passive recreation facilities, regional trails, miles of waterfront, number of campsites and number of parking spaces provided within Neighborhood, Community and Regional Parks and Regional Trails. The PRE takes into consideration this LOS, as well as the inventory of existing facilities, community demand for property acquisition and facilities, projections of population growth (number, demographics and distribution) and estimation of future revenues. The PRE provides a list of required and recommended park improvements based upon this analysis. Those improvements that are not necessary to maintain LOS standards are identified within the PRE for completion as funding is available and it is appropriate to complete the project. The PRE informs many of the projects included in the CIP, describing the scope of the project and funding source. LOS based projects proposed in the CIP are selected to meet minimum LOS standards.

Funding Adequacy for CIP

Assuming that the current economic trends and priorities continue, the Snohomish County Department of Parks and Recreation projects should receive adequate revenue through Park Impact Mitigation Fee collections and Real Estate Excise Tax (REET) revenues. REET revenues are allocated across several departments by the County Council through the annual budget process to support projects over the six-year period covered by the CIP. Recent increasing trends in REET collections as well as increases in Park Impact Mitigation Fees have helped drive expected increases in available funding. With these trends in parks funding sources, it appears that the program can maintain the minimum service levels called for in the PRE. These revenues will support the property acquisition and facility development projects needed to serve the existing and projected population. The Department of Parks and Recreation will also continue to establish partnerships with youth sports associations, community based non-profit associations such as Parent-Teacher Associations (PTAs), cities, and school districts, some of which have contributed significant funding to the creation or rehabilitation of sports fields, playgrounds, and other capital facilities. Future partnerships will only add to the facility development resources available to the Department of Parks and Recreation.

Adequacy of Regulatory Mechanisms

Snohomish County began collecting Park Impact Mitigation Fees from residential development under the authority of SEPA in 1991. This program was re-designed as a GMA based program in 2004. It is governed by Chapter 30.66A SCC and involves standardized mitigation amounts on a per unit basis for single-family and multi-family residential development. The program has generated a substantial share of the revenues available for park land acquisition and facility development, and also provides an option for land dedication in lieu of payments. Impact mitigation revenues are now an important funding source for park projects in the County CIP.

Statement of Assessment

The Snohomish County 2015 Capital Facilities Plan (CFP) designates Neighborhood, Community and Regional Parks and Regional Trails as necessary to support development. This designation allows Park Impact Mitigation Fees to be used for expansion of facilities within

these types of parks and the LOS described within the PRE sets the minimum standard by which provision is measured. Park land and recreational facility LOS is considered a “facility capacity,” rather than a “land capacity” methodology, as it is based on the premise that by providing additional facilities (e.g. playgrounds, miles of soft surface trails, etc.) additional population is served, even if the new facilities are added to an existing park. This creates cost and staff efficiencies and takes advantage of parks where capacity for additional amenities is present. Acquisition of new properties to meet LOS may be required in some cases and the 2018 – 2023 CIP includes one acquisition targeted at meeting LOS standards.

Capacity of the Department of Parks and Recreation resources and programs to meet the requirements of the CFP:

- The LOS methodology contained in the PRE and referenced in Part 6.2b of this CIP meets the first test required by the CFP. The projects proposed in the CIP will maintain the identified park LOS. Park acquisition and facility development projects projected through the six-year horizon of the CIP are designed to meet the defined proposed park LOS, addressing the needs of existing and projected future population growth both in terms of numbers and geographic distribution.
- There are no projected shortfalls in funding for necessary park services that will warrant a reassessment of Snohomish County’s Comprehensive Plan as per the second test. The Department of Parks and Recreation will generate revenue through Park Impact Mitigation Fee collections. Also, REET II revenues are expected to be allocated by the County Council through the annual budget process over the six-year period covered by this CIP.
- Future partnerships will only add to the facility development resources available to the Department of Parks and Recreation. Grant revenue available through the State of Washington Recreation and Conservation Office, the Salmon Recovery Board, the Department of Natural Resources and the federal government through the National Park Service or the SAFE-TEA program may be available to augment capital resources obtainable by the department. These grants have not been assumed to be secured within the CIP and are, in all cases, competitive on a regional or statewide basis. The Department of Parks and Recreation has a history of success in grant writing resulting in 30% to 50% of project costs for acquisition and development of some projects being covered by non-county revenue. This history provides cautious optimism that additional partnership based funding will be available to supplement projects.
- There is no evidence that necessary park facilities will be unavailable to support the development at the adopted minimum LOS, a consideration required by the third test. The property acquisition and park development program projected through the six-year horizon of the CIP are designed to meet the adopted park LOS, addressing the needs of existing and projected future population growth both in terms of numbers and geographic distribution.
- Municipal annexations could affect park impact fees in the future and the availability of local funds to support acquisition and development of future parks could be impacted as a result.

A review of these considerations concludes that under existing policies and programs, projected levels of development will be supported by adequate park facilities at levels of service standards that meet, or exceed, minimum levels identified in the PRE.

Part 5.2 – Assessment of Non-County Capital Facilities

Part 5.2a – Public Water Supply

Sufficiency of Capital Improvement Program

Public water supply and distribution facilities are provided by cities, special purpose districts, associations and companies in Snohomish County. The Washington State Department of Health (DOH) has basic operational requirements and standards for all water supply systems. Each water system's comprehensive plan includes a description of the purveyor's system design standards. These standards usually address the design and performance of the transmission, storage, and distribution components, including facilities for storage and pressure maintenance. Standards for fire flow, for example, are a primary determinant of pipe size and pipe looping in the distribution system as well as for the size and location of reservoirs. Water system standards are influenced heavily by fire insurance ratings and DOH standards, although they are a matter of local choice. They apply to facilities built by a district as well as to facilities built by developers and other private parties that are dedicated to a district or connected to a district's system. These standards generally constitute the LOS for the system.

Counties and cities are subject to the Growth Management Act (GMA) and have effectively applied GMA standards to the review of water comprehensive plans. Water districts are not directly regulated by the GMA, but water district comprehensive plans are required to be consistent with County land use plans and are subject to review by the County and the cities they serve. Therefore, districts updating their comprehensive water plans routinely incorporate the appropriate city and County land use and population forecasts into their projections of future demand. This aids in achieving consistency between the County's land use plan and the district's system plan for water supply. The cities and districts that provide public water service to Snohomish County have a long and generally consistent record of preparing and implementing capital facility programs to serve demand. Future water system plan updates are compared with growth forecasts through the year 2035 adopted as part of the County's 2015 Comprehensive Plan.

Table 8 lists water purveyors that have recently amended and/or revised their comprehensive water supply plans.

Table 8. Water Purveyors

Purveyor	Most Recent Comprehensive Water Plan	Next Plan Update Year
SOUTHWEST COUNTY		
Alderwood Water and Wastewater	2017*	2022
City of Bothell	2012	2018
City of Edmonds	2010	2017
City of Everett	2015	2021
City of Lynnwood	2013	2018
City of Mountlake Terrace	2009	2017
Mukilteo Water and Wastewater District	2016	2026
Olympic View Water and Sewer	2017*	2022
Silver Lake Water and Sewer District	2017*	TBD
NORTH COUNTY		
City of Arlington	2015	2021 or 2025
City of Granite Falls	2013	2023
City of Marysville	2016	2026
City of Stanwood	2015	2021
Quil Ceda Village	2013	2019
Seven Lakes Water Association	2010	2017
Tatoosh Water Company	2014	2020
Town of Darrington	2015	2022
Tulalip Tribes Utilities	2016	2017
EAST COUNTY		
City of Monroe	2015*	2021
City of Snohomish	2017	2018
City of Sultan	2017	2023
Cross Valley Water District	2012	2021
Highland Water Dist.	2015	2021
Roosevelt Water Assoc.	2014	2020
Snohomish P.U.D. No. 1.	2011	2017
Startup Water District	2010	2017
Three Lakes Water Association	2013	2019
Town of Gold Bar	2014	2020

* Plan anticipated to be complete by the end of 2017

Revisions to the North Snohomish County Coordinated Water System Plan (CWSP) were completed in December 2010 and approved by DOH in January 2011. The CWSP is available as an appendix in the County's 2015 Comprehensive Plan.

Funding Adequacy

Each water purveyor's system plan typically includes a six to ten year capital improvement program (CIP) that corresponds to the "financing plan" required by the GMA. The CIP is similar to those adopted by counties and cities – it identifies projects, costs, and funding sources to carry out the plan over the chosen time period.

There are two primary sources of construction funds for large water system projects constructed by the purveyor: 1) utility local improvement district (ULID) financing that derives from special property tax assessments levied against owners within a defined district or benefit area, and 2) revenue bonds backed by regular rate charges and hook-up fees levied against all system

customers. These primary sources may be supplemented by other funds, such as those from state grants and loans, the Public Works Trust Fund and other locally generated sources. ULIDs typically fund projects associated with the geographical expansion of the system into a developed, but previously un-served area. Revenue bonds are typically used to fund all other types of district projects not provided by private developers. Operating funds may also be used to fund smaller projects or capital replacement and maintenance programs for the distribution pipe system.

Utility funds are usually reliable funding sources, and the purveyors in Snohomish County have all been operating their utilities for many years. The most recent comprehensive water plans approved by DOH do not indicate any reason to expect that any district or city will experience a probable funding shortfall that could jeopardize achievement of minimum LOS standards. Water purveyors typically plan ample lead time to secure funding before any anticipated funding limitations occur. The City of Mountlake Terrace, Silver Lake Water and Sewer District, City of Sultan, and the City of Stanwood will be conducting rate studies to determine if a rate increase is warranted based on updated CIP project lists.

Major capital facilities improvements are potentially a funding challenge for smaller cities and districts. Three water purveyors identified that they anticipate capital improvements and will assess funding opportunities: Seven Lakes Water Association (to complete construction of a water tank), Startup Water District (to develop an emergency intertie with the City of Sultan), and the Town of Gold Bar (for general system improvement funds). It is common for large capital project timelines to be adjusted or to experience delays during design, permitting, and construction.

Adequacy of Regulatory Mechanisms

State statute RCW 58.17.110 requires that local authorities review subdivision applications to determine that adequate provisions are made for a variety of public facilities, including potable water supply. To this end, Snohomish County, through Chapter 30.41A SCC and other applicable County code provisions, requires development applications to demonstrate that a source of potable water is capable of serving the proposed development. A letter to the County is generally required from the purveyor stating that the water system is available and capable of serving the proposal if the area is within the district or service boundaries of a public water system. This assures not only that public or potable water supply is available, but that any expansion of the distribution system for new development will meet the purveyor's construction and maintenance standards. Most areas within the established urban growth area (UGA) boundaries, and many rural areas, are within water system service areas.

Currently, Seven Lakes Water Association (serving north Snohomish County, immediately north of the Tulalip Indian Reservation and west of the City of Marysville) is the only water purveyor that has a moratorium on new water service connections. The area served by Seven Lakes Water Association is zoned for rural uses. The Land Use Element of the Snohomish County Comprehensive Plan establishes land use policies that provide for limited growth in rural areas, including goals, objectives, and policies to reduce the rate of growth. The Snohomish County Tomorrow 2016 Growth Monitoring Report indicates that population growth since 2011 has generally been in line with the 2011-2035 growth share expectations for the non-UGA subareas.

Snohomish County will continue to monitor growth trends and does not recommend reassessment at this time.

A city or district is generally required under state law to update a comprehensive system plan when it needs to construct a water supply facility - transmission line, treatment facility, pump station, etc. - that is not accounted for in its current system plan. These facilities may be needed to accommodate unanticipated growth or growth occurring beyond the current plan's horizon year in response to changes in state water quality regulations or to address any other source of demand on the system. DOH requires system plans in the growing areas of the county to be updated (and approved by DOH) every six or ten years.

Applicants accessing water from wells are required to demonstrate that ground water is available in adequate supply without impacting senior water rights. Water quality reviews for well system development proposals outside UGA boundaries or defined water service areas are performed by the Snohomish County Health District. The *Whatcom County v Hirst, Futurewise, et al. (2016)* Washington State Supreme Court decision has resulted in many questions regarding how counties decide to approve or deny building permits that rely on private wells as a water source. Many counties and water purveyors around the State are awaiting further guidance from the State legislature. Absent legislative direction thus far, Snohomish County is exploring options to respond to the court decision on how to address development dependent on previously "permit-exempt wells." While the decision has major implications for rural development, private wells are not capital facilities provided or regulated by the County at this time. Water purveyors are also closely following this issue, especially as it may impact public infrastructure and water service area boundaries and impact existing water rights.

Statement of Assessment

The City of Everett serves as a regional water supplier through its major supply, treatment, and transmission facilities in the Sultan watershed. The Everett water system serves much of urbanized Snohomish County and the City of Everett hosts the Everett Water Utility Coordinating Committee (EWUCC) for water purveyors purchasing city water in the south and eastern area of Snohomish County. The centralized Everett water system results in more unified facility and performance standards among its customers. For many years, Everett's water supply system has been the major water supplier for the growing and urbanizing area of the county. The City of Everett holds water rights that ensure adequate water supply for county residents and businesses in its service areas for many years.

Several other jurisdictions also maintain, in part or in whole, their own separate water supply: Arlington, Marysville, Snohomish, Sultan, Stanwood, Darrington, Gold Bar, Index, Snohomish County PUD (Public Utility District), Startup, and Cross Valley water districts. A small portion of the Southwest UGA is also served by the City of Seattle supply system. State law and County code allow the County to ensure that adequate provisions are made for public water supply systems within the UGAs, and such provisions are being made.

Snohomish County and the north County water purveyors meet on a regular basis via the Water Utility Coordinating Committee (WUCC) for the North Snohomish County Coordinated Water System Plan, and in joint meetings with wastewater service providers to discuss potential

infrastructure problems that could result from future land use decisions.

The public water supply systems overall appear to be positioned to support the growth anticipated in the comprehensive plans of the cities and the county. Aging infrastructure and potential impacts of climate change, as more information becomes known, should be variables that are evaluated in the future for impacts on public water supply in and beyond the six-year CIP horizon and through the next Capital Facilities Plan.

Part 5.2b – Public Wastewater Systems

Sufficiency of Capital Improvement Program

Wastewater treatment is a significant growth management issue in Snohomish County because it has evolved in a decentralized manner and is expensive to provide. The Washington State Department of Ecology (Ecology) has basic operational requirements and standards for all wastewater systems and treatment facilities. Each wastewater system's comprehensive plan also includes a description of the system's design standards. These standards usually affect the treatment and collection systems, including facilities to handle combined system overflows, where storm and sanitary wastewater are collected in combined sewer systems. They apply to facilities built by a district as well as facilities built by developers and other private parties that are dedicated to a district or connected to a district's system. These generally constitute the level of service (LOS) for the system.

Wastewater collection and treatment is a required public service within Urban Growth Areas (UGAs) of Snohomish County. The treatment plants themselves are considered "essential public facilities" within Snohomish County pursuant to the Growth Management Act (GMA) for development within UGAs. This service is provided by cities and special purpose districts. A city or district will generally update a comprehensive system plan when it needs to construct a facility - trunk sewer, treatment facility, lift station, etc. - not accounted for in its current system plan. An operating agency must begin preliminary design on the expansion of the plant's capacity when a treatment facility reaches 80% of its rated capacity under its National Pollutant Discharge Elimination System (NPDES) permit. Therefore, system planning tends to be done on an irregular basis and is based on the growth rates in particular UGA's. Most plans are updated at least once every seven to 10 years, but, unlike with water purveyors, there is not an established timeline for plan updates.

Each comprehensive wastewater system plan includes a capital improvement program. Most current system plans have followed GMA guidelines and specifications although special districts are not directly subject to the GMA. District plans are subject to review by the cities they serve and approval by Snohomish County. The County and cities are bound by the GMA and have effectively applied GMA planning standards to the review of these plans. Special districts have now generally all prepared comprehensive wastewater plans that have incorporated the appropriate city and county land use and population forecasts into their projections of future wastewater flows. Future wastewater system plan updates will be compared with growth forecasts through the year 2035 adopted as part of the Snohomish County 2015 Comprehensive Plan.

Table 9 lists wastewater purveyors that have amended and/or revised their comprehensive wastewater plans.

Table 9. Wastewater Purveyors

Purveyor	Most Recent Comprehensive Wastewater Plan	Next Plan Update
SOUTHWEST COUNTY		
Alderwood Water and Wastewater District	2009	2017
City of Bothell	2006	In Progress
City of Brier	2015	2023
City of Edmonds	2013	2019
City of Everett	2014	2020
City of Lynnwood	2013	TBD*
City of Mountlake Terrace	2003	In Progress
King County	2014	2017
Mukilteo Water and Wastewater District	2012	2018
Olympic View Water and Sewer District	2007	TBD*
Ronald Wastewater	2010	TBD*
Silver Lake Water and Sewer District	2011	2017
NORTH COUNTY		
City of Arlington D.P.W.	2015	2017
City of Granite Falls D.P.W.	2006	2018
City of Marysville D.P.W.	2011	2017
Stanwood D.P.W.	2015	2021
Tulalip Tribes	2016	2017
EAST COUNTY		
City of Monroe D.P.W.	2015	2020
City of Snohomish D.P.W.	2005	2017
City of Sultan	2017	2023
Cross Valley Water District	2012	2021
Lake Stevens Sewer District	2016	2022

* Wastewater purveyors are required to update comprehensive plans based on treatment capacity needs, and do not have the same requirement that water purveyors have to update comprehensive plans on a 10-year cycle.

Funding Adequacy

Each wastewater system plan typically includes a six to 10 year financing plan (or CIP) as required by the GMA. Each CIP is similar to those adopted by counties and cities in that they identify projects, estimated costs, and funding sources. There are two primary sources of construction funds for projects constructed by the purveyor: 1) utility local improvement district (ULID) financing that derives from special property tax assessments levied against owners within a defined district or benefit area, and 2) revenue bonds backed by regular rate charges and hook-up fees levied against all system customers. These primary sources may be supplemented by other funds, such as those from state grants and loans and other locally-generated sources. ULIDs typically fund projects associated with the geographical expansion of the system into a developed but previously un-served area. Revenue bonds are typically used to fund other types of district projects not provided by private developers and too large to be funded from operating revenues. Other potential funding sources for wastewater service providers are the Public Works Trust Fund and water reclamation, i.e., revenue from distributing reclaimed water.

The cities and districts that serve unincorporated urban growth areas (UGAs) have capital improvement programs that call for upgrades, expansions, and extensions of the major system components – trunk lines, lift stations, and treatment facilities. These plans indicate that the

system providers should be able to stay ahead of the projected service demands on their facilities. Several wastewater purveyors and sewer system managers will be conducting rate studies in the coming years based on capacity limitations to accommodate growth and to determine if a rate increase is warranted.

Adequacy of Regulatory Mechanisms

State statute RCW 58.17.110 requires that local authorities review plat applications to determine that adequate provisions are made for a variety of public facilities, including “sanitary wastes.” Snohomish County, through provisions of County code, requires development applications within urban areas to demonstrate that a public wastewater collection system is available and capable of serving the proposed development. A letter is generally required from the purveyor stating that the wastewater system is available and capable of serving the proposal if the area is within the district or service boundaries of the public wastewater system. Most areas within the established UGA boundaries are within a public wastewater service area. These reviews usually assure not only that public sewerage infrastructure and treatment systems are available, but that the expansion of the system into the new development will meet the purveyor’s construction standards and can be maintained following installation. Developments within UGAs have generally not had trouble obtaining such assurances from wastewater system operators except in limited instances within “un-sewered” urban enclaves or where the rate of development has prompted a district or city to temporarily impose a hook up moratorium.

Statement of Assessment

A major King County treatment plant called “Brightwater” provides wastewater treatment to a significant portion of southern Snohomish County and includes a capacity for wet weather flow of 36 million gallons per day (mgd). A proposed expansion of Brightwater from 36 to 54 mgd would help serve the north and northeast portions of the plant’s service area, including southern Snohomish County. This service area includes much of the areas served by the Alderwood Water and Wastewater District and Cross Valley Water District and a lesser portion of the Silver Lake Water and Sewer District. Approximately 20% of Silver Lake Water and Sewer District’s service area when fully developed would discharge sewer flows to the Alderwood Drainage Basin for treatment by King County.

King County owns and operates three trunk sewer interceptors in Snohomish County: the Swamp Creek, North Creek and Bear Creek Trunks. The interceptors receive sewage flows from local wastewater service providers, including Alderwood Water and Wastewater District. There have been overflows from the North Creek Trunk since 2012. These overflow events largely resulted from high levels of infiltration and inflow (I/I) in the North Creek Trunk and in Alderwood Water and Wastewater District pipes that direct wastewater to the North Creek Trunk. King County is constructing the new sections of the North Creek Trunk to increase the capacity. The project is scheduled to be complete in fall of 2018.

Steps are being taken to address I/I in addition to the project to increase capacity in North Creek Trunk. Existing North Creek Trunk manholes that were found to have I/I were repaired by King County in the summer of 2013. Alderwood Water and Wastewater District sewer line inspections, maintenance and repair, beginning in the Bothell area and extending north up to 164th Street SW continued through the summer of 2014. King County and Alderwood Water and

Wastewater District continue to work together to identify infiltration/inflow problems and to correct them.

There have been significant improvements in the Lake Stevens wastewater system over the years. The most notable improvement has been the relocation of the main sewage treatment facility to an area outside the floodplain (east of the Sunnyside area). This project was completed and placed into service in 2012. The design of the new treatment plant was modeled after the processes within the Brightwater plant. Further, the Southwest Interceptor has been installed in 20th Street from east of Highway 9 to Highway 2, which is a vital to developing this economic development corridor for Lake Stevens.

There is one large area that lacks sewer capacity located within the unincorporated Snohomish County area of the UGA for the City of Lake Stevens. Moratoria are in place for development located near the Southeast corner of the lake, which is served by lift stations #2, #7, and #8. The moratorium for Lift Station 2 has been lifted for 74 units. Projects to address each capacity limitation are included in the projects recommended in the Lake Stevens Sanitary Sewer Comprehensive Plan. The City of Lake Stevens has indicated an interest in annexing this area within the next 2 to 3 years. Concurrently with annexation, the Sewer District expects to execute capital projects in partnership with development proposals. Such projects have been included in the 2016 Lake Stevens Sanitary Sewer Comprehensive Plan.

Snohomish County and the wastewater purveyors meet on a regular basis to discuss potential sewer infrastructure problems that could result from or impact future land use decisions. Isolated capacity issues in parts of sewer systems in Edmonds, Everett, Marysville, and Stanwood are being addressed. As they are located within cities, and are being addressed, reassessment is not recommended. No other outstanding wastewater issues have been reported in the County.

At this time, Snohomish County has no indication that proposed funding sources for wastewater collection and treatment system projects identified in city and district plans will not be available to support those projects to address system deficiencies. In the unlikely event that funding shortfalls occur during the interim, the schedule for construction could be delayed on proposed projects if grant funding or loans are not secured for certain projects within the smaller jurisdictions and districts.

There is no reason to expect that any district or city will experience a funding shortfall that could jeopardize sanitary sewer service or achievement of the minimum service levels prescribed in its plan.

Part 5.2c – Fire Protection Services

Sufficiency of Capital Improvement Program

Fire districts are not required by the Growth Management Act (GMA) to prepare long range plans. However, most fire districts use their annual budgeting process to anticipate and plan for any capital improvement needs. Construction of new fire stations is often funded by bonds approved by district residents which are retired through property tax revenues.

Service level standards for fire protection are frequently expressed in terms of response times, equipment capacity, personnel training, and fire flow. However, there is great variation for many of these standards based on the intensity of development they serve and differences in each agencies' organizational structure and equipment. Water system fire flow protection serves as a consistent metric for minimum levels of fire protection service, regardless of which agency provides service. Each water system's comprehensive plan includes a description of the purveyor's system design standards. Standards for fire flow are a primary determinant of pipe size and pipe looping in the distribution system as well as for the size and location of reservoirs. Overall water service standards are influenced heavily by fire insurance ratings and Department of Health (DOH) standards, although they are a matter of local choice. Actual fire flow standards, however, are established by County code and administered by the Snohomish County Fire Marshal's Office (FMO).

Snohomish County has designated fire protection service infrastructure as necessary to support urban development. The minimum fire protection service LOS is the provision of sufficient fire flow in order to provide protection commensurate with planned intensities of future development adopted in the comprehensive plan. The LOS applies to urban facilities built by a special purpose water district as well as to facilities built by developers and other private parties that are dedicated to a water district or connected to a water district's system.

Funding Adequacy

Funding adequacy that maintains minimum LOS for fire protection services comes via water purveyors in Snohomish County. Each water purveyor's comprehensive system plan typically includes a six to ten year capital improvement program (CIP) that corresponds to the "financing plan" required by the GMA. The CIP is similar to those adopted by counties and cities – it identifies projects, costs, and funding sources to carry out the plan over the chosen time period.

Water purveyors, either municipal or water district, typically require private developers to fund the cost of pipes and distribution systems that deal with urban area fire flow. Storage facilities, which also effect fire flows and durations, are generally the responsibility of the purveyor. Revenue bonds are typically used to fund these and all other types of district projects not provided by private developers. Operating funds may also be used to fund smaller projects or capital replacement and maintenance programs for the distribution pipe system.

The most recent comprehensive water plans approved by the DOH do not indicate any reason to expect that any district or city will experience a funding shortfall that could jeopardize achievement of minimum LOS standards for fire protection services.

Adequacy of Regulatory Mechanisms

The FMO helps to provide safe, livable environments through inspections, investigations, and education. The FMO provides fire inspection and fire investigation services to unincorporated areas of the County and to other jurisdictions on contract basis. Snohomish County does not directly provide any fire suppression services. In addition to municipal fire departments (Bothell, Everett, and Shoreline - which serves the Town of Woodway), there are a total of 21 fire districts within Snohomish County and two regional fire authorities. All fire service providers within Snohomish County supply basic emergency medical service (EMS) and fire suppression services.

Snohomish County General Policy Plan – Goal CF 11 provides the basis for establishing fire service protection minimum LOS: “Water supply systems shall provide sufficient fire flow, as established by County development regulations, in order to provide protection at a level of service commensurate with the planned intensity of future development adopted in the comprehensive plan.”

Standards for fire flow are determined and enforced by the local fire marshal then implemented by the water purveyor. The practical basic operational requirements for fire protection service are from SCC 30.53A.514(3) - Fire protection water supply:

“(c) Prior to final approval of any subdivision or short subdivision, written verification by the water purveyor of actual fire flow, calculated in accordance with appendix B of the IFC, shall be provided to the fire marshal for review and approval.

(d) Prior to combustible construction of a single-family detached unit (SFDU) project the developer shall provide a final certificate of water availability indicating that all hydrants have been installed, charged and are operational. The hydrants shall provide a minimum 1,000 gpm for a 1-hour duration at 20 psi.”

Each water system comprehensive plan includes a description of the purveyor’s system design standards. These standards address the design and performance of the system’s transmission, and distribution components, including facilities for storage and pressure maintenance, all of which directly affect fire flow. See Part 5.2a of this chapter for more information about water supply comprehensive plans and CIPs.

Statement of Assessment

The Snohomish County 2015 Capital Facilities Plan identifies fire service as necessary to support *urban* development, and therefore a minimum LOS has been established for fire service in urban areas. Adequate water system fire flow must be provided regardless of which fire district or municipality provides fire suppression service to an urban area. Fire flow and sprinkler requirements are established in the building and fire codes adopted by the County. Therefore, the minimum LOS is technically provided and maintained by water purveyors. None of the current comprehensive water plans report any difficulties meeting current fire flow standards.

Part 5.2d – Electric Power

Sufficiency of Capital Improvement Program

Snohomish County is served by the Snohomish County Public Utility District No. 1 (PUD) for its electric power needs. The PUD Charter requires that service be made available to all residential units and commercial establishments within Snohomish County and Camano Island. The PUD is a non-profit, community-owned and governed utility that provides electric distribution, transmission and generation services. The PUD has an elected board of commissioners which sets policy. Since the PUD is a nonprofit, publicly owned utility, rates are based only on cost of service. The PUD is the second largest publicly owned utility district in the northwest and the 12th largest in the United States by electric customers served, with over 341,109 as of December 2016. The PUD is also the largest customer of the Bonneville Power Administration (BPA) and purchases over 82% of its total power supply from this agency each year.

The PUD electric system planning objectives are to: (1) anticipate and accommodate changing consumer energy needs; (2) provide continued operation and dependability of existing electric system assets; (3) ensure sufficient reliability and capacity and upgrades to meet future service needs; (4) comply with federal, state, and local regulations, and (5) modernize the electric system to be capable of providing real-time energy use information and integrating external system resources such as renewable distributed generation and energy efficiency initiatives.

The PUD provides a yearly Electric Facilities Plan summarizing capital expansions, upgrades, asset management plans, and operation/maintenance plans over the next seven years. This electric facility plan is used as the input to the annual financial budget process. Electric load forecasts and overall system impacts are assessed each year as part of the PUD capital plan process. The PUD facilities will be improved significantly between January 2016 and December 2022 to accommodate an expected 20,120 new customers. These improvements will include additional rights-of-way, substation sites, generation interconnections, and potential Smart Grid initiative projects. Snohomish County government comprehensive land use plan, Buildable Lands Reports, Growth Management Act, and future development project Environmental Impact Statements are used to identify needed future electric transmission and distribution system expansions. The electric system expansion can be better achieved in a cost-effective manner with knowledge of long-range County growth expectations.

The PUD Electric Facilities Plan also includes system improvements to maintain reliability of service. Service reliability is greatly impacted by right-of-way maintenance practices (to avoid fallen trees), equipment failures, car/pole accidents, and the ability to reroute supply from different sources. Service reliability is also impacted by the dependability of power supply sources (BPA and others) and the layout and design of the transmission and distribution networks. In 2016, over 82% of the District's long-term energy needs came from BPA with nearly 7.4% from the PUD's owned hydroelectric generating resources, over 6.5% from long-term renewable energy contracts (wind, landfill gas, and biomass) and approximately 4.2% from short-term market purchases. The PUD purchases and sells power in the short-term wholesale energy markets to balance the seasonal and daily variations in customer loads and the PUD's owned and contracted resources.

As of this writing, the PUD had completed an update in October 2015 to its comprehensive 2013 Integrated Resource Plan adopted in November 2013. This plan evaluates a range of possible futures in customer growth and supply needs and outlines a direction for the PUD to cost effectively manage risks and volatility.

Funding Adequacy

The PUD's 2017-2023 Electric System Capital Plan is divided into six categories with a total capital cost over the seven years of about \$797.2 million. This represents estimated planned expenditures based on mean growth projections. For the PUD, this \$797.2 million also represents a minimum level of investment for infrastructure which will serve new population growth. These expenditures could increase or decrease depending on revised growth projections, or to meet current operating requirements.

About \$448.2M (56.2%) of the capital plan's funding is allocated to the "Electric Systems" category. The Electric System Capital Program (Program) category has increased by 0.4% or \$1.8 million compared to the previous capital plan. This budget category includes major capital expansions, major upgrades, asset management and miscellaneous capital outlay. Further information about this Program follows:

- The electric system Major Expansions and Upgrades category accounts for about \$241.6M (30%) of the total Capital Plan. The major expansion category includes planning, design, and construction for 14 electric system projects. Major expansion projects provide increased electric system capacity to meet expected load growth, which is projected to increase at a pace similar to the projected growth in customers.
- The remainder of the Electric System category is divided between the categories of "Asset Management" and "Capital Outlay," which support the operation and maintenance of the system.

About \$170.8M (21.4 %) of the Capital Plan's funding is allocated to the category "Customer Service". This category includes distribution line extensions, meters, transformers, and other improvements directly related to the population expansion of the service area and to the connection of new customers to the system. The plan also includes the District's Smart Grid Initiative. The Smart Grid projects account for approximately \$124.4M (15.6%) of the total PUD Electric System Capital Plan costs.

Funding for the PUD's capital plan is provided primarily from charges for service. Bonds can be issued against future revenues from rate charges to customers to raise the capital needed for major system upgrades and expansions such as new transmission lines and substations. Most of the "customer work" portion of the capital program is funded directly by the customer, whether it is distribution system expansion to serve a new subdivision or a new transformer to serve a new industrial customer. The PUD's capital funding sources are generally stable and reliable, although they can be impacted by the cost of purchasing outside power.

Adequacy of Regulatory Mechanisms

Snohomish County takes into account the availability of electrical service in its decision-making process for development proposals. Chapters 30.41A and 30.41B SCC specifically require proof of electrical availability before a final plat or short plat can be certified by the County. This requirement assures that adequate electrical system facilities are available or can be made available to any plat before lots are legally created and can be used for building purposes. A similar review of power availability occurs at the building permit stage for commercial and industrial, as well as residential development.

Statement of Assessment

The Snohomish County PUD Charter requires that service be made available to all residential units and commercial establishments within Snohomish County and Camano Island. The PUD generates a portion of its needed electric power through three hydroelectric facilities in the Sultan area. It also purchases power from the Bonneville Power Administration (BPA), and on the open wholesale power market as required. The PUD periodically prepares a Long-Range 20-Year Capital Plan that identifies system improvements necessary to meet the forecast demand for power. The most recent version of the plan was published in 2012, and covers the period from 2013-2032.

The PUD provides an annual Electric System Capital Plan summary outlining capital expansions, upgrades, and asset management plans and operation/maintenance plans for the next seven years. This electric facility plan is used as the input to the annual financial budget process. Electric consumer forecasts and overall system impacts are assessed each year as part of the PUD capital plan process. Electric power is also a capital facility that is defined as “necessary to support development” in the Snohomish County Capital Facilities Plan and, therefore, has a corresponding minimum LOS. The PUD has established a “minimum level of investment” as its standard. This standard is a minimum amount of funding that would be required over a seven year period to accommodate customer growth; that amount is \$797.2M (in estimated 2017 dollars). This amount is an estimate, assuming that more could actually be spent to service population growth.

The minimum level of investment standards for the 2017-2023 Electric System Capital Plan is based on the following:

1. The expenditures projected for the District’s Capital Plan for the next seven years include necessary support from the Distribution & Engineering Services Division and other District divisions. This Plan is updated annually.
2. The Capital Plan was developed using the “Final Projections of the Total Resident Population for the Growth Management Act Medium Series”. Planning for the electric system must be prudent and flexible in order to accommodate the growth forecast and to meet customer requests that vary yearly.
3. The system peak load for this plan has been normalized by temperature-adjusting the actual peak loads for average winter temperatures. The capacity of the electric system will continue to be increased in order to accommodate projected increases in number of customers and local area system load additions.
4. The process to determine infrastructure needs to meet projected loads involves matching substation and circuit loading data with the District’s small area load forecasts. The

District's Small Area Electric System forecast is used to identify the timing and location of expected new residential and commercial load.

5. The electric system is planned so that it will be capable of adequate performance at peak load periods with any single electrical element out of service.
6. The Capital Plan includes system improvements over the next seven years to maintain the service reliability at an average of less than 80 minutes of sustained downtime per customer per year.
7. The District also publishes a 20-Year Capital Plan and a Horizon Plan, both of which use land-use data to estimate future loads, and determine the optimal infrastructure to reliably serve those loads. These plans are updated about every five years.

The PUD facilities will be expanded significantly between January 2017 to December 2023 to accommodate the expected growth of 20,120 customers, including additional rights-of-way and substation sites.

The PUD Electric System Capital Plan includes system improvements that support efforts over the next seven years to maintain the service reliability. The PUD approved a comprehensive Integrated Resource Plan (IRP) in November 2013 that addresses future trends in the power supply and outlines a direction for the PUD to cost effectively manage power supply volatility risks, including more aggressive conservation measures and renewable generation.

The PUD relies on its plans (including the 20-year Capital Plan, 7-year Electric System Capital Plan, Horizon Plan, and IRP) to identify capital infrastructure needs. Electric facilities incorporate future growth projections, but there may be slight variations as timeframes for plan updates do not always align with city and County comprehensive plan updates. Overall, the PUD capital infrastructure appears to be positioned to support the growth anticipated in the comprehensive plans of the cities and the County. Unforeseen customer development and land use within Snohomish County, at times, impacts availability of substation sites and line rights-of-way and generally increases electric design and construction costs. The PUD regularly engages in capital planning and, historically, has been able to generate the fiscal resources necessary to implement its capital plan.

Part 5.2e – Public Schools

Sufficiency of Capital Improvement Program

Each school district's Capital Facility Plan (CFP) includes a six-year financing plan (or CIP) as required by the GMA. The CIP is similar to those adopted by counties and cities – it identifies projects, costs, and funding sources. There are two primary sources of construction funds for public schools: local voter-approved bond issues based on property tax levies and state matching funds. These primary sources may be supplemented by other local funds such as those generated by the sale of assets and by impact fee collections. The schools' CFPs generally indicate whether a particular capital project is to be funded by the proceeds from an approved bond issue or by a future bond issue not yet approved by the voters. It will also indicate the state matching funds that are anticipated. Virtually all school CIPs are characterized by a degree of uncertainty, because voter approval of future bond issues cannot be assured and enrollment in each grade level is difficult to predict.

The districts are required to meet minimum level of service (LOS) standards, and can generally do so as long as the combination of portable classrooms and permanent school facilities can accommodate all students in classes and the average class size is under the maximum allowed in the district's capital facility plan. Each school district may establish a different methodology for determining LOS and does so in their individual CFPs.

School capital facility planning is driven by projections of future enrollment. Generally, school districts consider portable classrooms to be providing interim capacity as a temporary measure until the necessary permanent capacity can be provided. The state's practices in allocating its matching construction funds for schools require school districts to demonstrate that "un-housed" students will justify a new school or a school addition before it will approve those funds. To qualify and be competitive for these funds, school districts must demonstrate a demand for additional capacity. This often results in districts experiencing a short-term decline in LOS before a new capacity-expanding project comes on line.

The school districts participating in the County's school impact fee program update their CFPs biennially pursuant to Snohomish County requirements to establish school impact fees. The County's biennial review and adoption process for the school CFPs constitutes a regularly programmed reassessment of this particular component of the Comprehensive Plan. School districts can also update their respective CFPs in between the main biennial update process for revised data such as student enrollment projects.

The school districts collecting school impact fees are currently operating based on the 2016-2021 school district CFPs adopted by Snohomish County in November, 2016, with one exception. As allowed under the Growth Management Act, Sultan School District submitted an updated 2017-2022 CFP to Snohomish County in 2017 to account for adjustments to the District's population projections to more accurately reflect growth trends and recognize needed capacity updates. An ordinance adopting Sultan School District's 2018-2022 CFP, along with revised school impact fees, was signed in August, 2017, by the Council and Executive.

Funding Adequacy

Snohomish County school districts, in the last ten years, have been generally successful in passing bond measures needed to fund school construction projects. Bond failures remain a long-term concern for many school districts throughout the County due to the possibility of enrollment exceeding permanent school capacity – this is true even in districts that have seen overall enrollment growth slow in recent years, but may be experiencing substantial enrollment growth in certain geographic areas.

Most of the school district enrollment projections in the 2016-2021 CFPs do not project significant increases from those projected in the 2014-2019 CFPs. This fact is evidenced by patterns in housing occupancy (student generation rates) in multi-family and single family dwellings.

Chapter 30.66C SCC is the development regulation which requires the payment of school impact fees for new residential development. Payment of the impact fee is a requirement of residential building permit approval and is collected by Snohomish County at the building permit issuance, unless an applicant requests to defer payment in accordance with SCC 30.66C.200(2). Impact fees alone cannot provide sufficient revenue to construct new schools; however, they are an important element of the funding picture. Fee revenues are typically used by the districts to buy and install portable classrooms, to buy sites for future schools, or to supplement the construction budget for classroom additions or similar capital projects. A review of the County’s school impact fees over eight biennial updates reveals that there have been several increases and decreases that overall produce a moderate average change over time.

In November 2016, the County Council adopted Emergency Ordinance No. 16-117, which temporarily capped school impact mitigation fees at \$7,000 per dwelling unit through January 1, 2018. In response to a 2017 Council budget note, the Department of Planning and Development Services (PDS) developed options for code amendments for Council consideration that would reduce the variability of school impact fee charges from one year to the next. The County Council can choose to adopt amendments to County regulations regarding increases to impact fees.

Adequacy of Regulatory Mechanisms

The school districts participating in the County’s school impact fee program prepare GMA-compliant capital facilities plans and submit them for review and adoption by the County every two years. They then undertake construction projects from these plans. School CFPs also provide the technical and legal basis for the calculation and imposition of school impact fees, which Snohomish County collects from residential developments within unincorporated areas under the authority of Chapter 30.66C SCC.

Schools are not a “concurrency facility” within the County’s GMA Comprehensive Plan, so there is no concurrency management system for schools in Chapter 30.66C SCC as there is for transportation in Chapter 30.66B SCC. However, the County does provide school districts the opportunity to comment on residential development proposals within their district boundaries as a part of the County’s development- application review process. State statute (RCW 58.17.110) directs local authorities to review plat applications to see that a variety of public facilities have

adequate provisions including schools and walkways to ensure safe walking conditions for school children. This creates an opportunity – either through the State Environmental Policy Act review - or as part of the development approval process – to secure from the development additional off-site facilities such as bus pullouts or walkways that assist the schools in achieving their mission.

Statement of Assessment

CIP and LOS Linkage: Each school district establishes LOS standards for public schools in its CFP. These standards can address such things as building construction, maximum class size, optimum school capacity and the use of portable classrooms. Some standards are set by the state and are generally uniform across the state. Others are subject to local discretion and may vary widely from district to district. Each school CFP includes a description of the district’s program related educational standards that relate to school capacity. These standards typically include a maximum average classroom size, which is a part of the district’s LOS standard. Most Snohomish County school districts would like to house all students in permanent classrooms. However, the districts also recognize the need for portable classrooms to provide interim school capacity while permanent capacity is being designed and completed – particularly during periods of high enrollment growth. Most district plans reflect the continued use of portable classrooms. A district’s minimum acceptable LOS is, in many cases, expressed as a certain maximum average class size for basic elementary, middle, and high school classes.

The six-year CIP within each district’s plan typically includes a mix of new permanent school facilities and the installation of new or relocated portable classrooms. If carrying out the CIP results in fewer numbers or a smaller percentage of students housed within portables, the district is progressing towards its preferred goal of housing all students in permanent school facilities. The district would still meet its minimum LOS standard as long as a combination of portable classrooms and permanent school facilities can accommodate all students and maintain average class sizes less than the maximum average size (minimum LOS). The state’s practice of matching construction funds requires school districts to demonstrate that “un-housed” students will justify a new school or a school addition before it will consider the district eligible for these funds. This results in school CIPs that regularly show construction projects lagging behind the demand for space. This generally requires districts to undergo a short-term increase in “un-housed” students or decrease in LOS before a new construction project is completed. However, if a district is able to complete its construction projects according to the planned timetable, it will often moderately reduce the percentage of students in portable classrooms.

The school districts, individually and collectively, appear to be implementing their CFPs/CIPs adequately. All of the school districts have achieved their minimum levels of service based on the information submitted in their 2016-2021 CFPs. The numbers in Table 15 in Part 6.2c represent the most recent school districts’ LOS.

CHAPTER VI: STATEMENT OF ASSESSMENT
MINIMUM LEVEL OF SERVICE REPORTS

The following information summarizes minimum level of service (LOS) status for surface transportation, park land and recreational facilities, surface water management, electric power, and public schools. The information directly corresponds to information in the particular “Chapter V: Statement of Assessment” text. As noted in Parts 5.2a and 5.2b, the 2015 Snohomish County Capital Facilities Plan (CFP) does not identify a singular LOS standard for public water systems and wastewater collection and treatment facilities. However, Snohomish County meets directly with the water and wastewater purveyors twice a year to discuss infrastructure issues. The purveyors also now provide annual reports documenting capacity and/or service problems. These reports include documentation of any Snohomish County land use decisions that may contribute to or cause service, capacity, or financial problems.

General Resource Documents

Related resource documents are available from the Department of Planning and Development Services (PDS) and include the following:

- 1994-1999 (and to 2013) Capital Facility Requirements by Henderson/Young & Co.
- School capital facility plans for each school district
- Water and sewer system plans from individual districts and cities
- PUD electric system plan and capital improvement program
- Utility Inventory Report (summary report prepared by PDS)
- Documents of the County’s GMA Comprehensive Plan, including the General Policy Plan, the Capital Facilities Plan, the Transportation Element, and the Parks and Recreation Element

Documents available from the Department of Public Works include:

- Transportation Needs Reports (TNR)
- Concurrency Reports
- Transportation Improvement Program (TIP)

Section 6.1 – Level of Investment

Part 6.1a Surface Water Management and Electric Power Level of Service Report

Minimum level of service (LOS) for surface water management and electric power facilities is expressed in terms of “minimum level of investment” in infrastructure over time. The LOS for surface water management and electric power are included together because they both utilize this measurement, which is summarized in Table 10.

Table 10. Minimum Level of Investment

Capital Facility	Minimum Level of Investment Standard	Actual Level of Projected Investment	Comments
Surface Water Management	\$8.35 million should be invested over a 6-year period	\$80.9 million between 2018 and 2023	The majority of funding is from SWM revenues, which are collected from properties and roads. The UGA surcharge, which funds many of the capital projects, will sunset at the end of 2021. This budget does not assume that the UGA surcharge will be continued.
Electric Power	\$797.2 million should be invested over a seven year period	\$797.2 million between 2017 and 2023	This is based on current population projections. If an unexpected decline in growth were to occur, the investment would decrease accordingly. Funds provided by Snohomish PUD.

Section 6.2- Level of Service

Part 6.2a – Surface Transportation Level of Service Report

The annual concurrency report summarizes the level of service (LOS) of Snohomish County's arterial road system and the strategies by the Department of Public Works to remedy LOS deficiencies. This report addresses LOS on county arterials from April 1, 2016 to March 31, 2017.

Concurrency Management System

A review of Snohomish County's concurrency management system is available on the County's web site. The web site includes the current 2017 concurrency report, previous concurrency reports, and many other documents related to the County's traffic mitigation and concurrency regulations. The internet address is as follows: <http://snohomishcountywa.gov/888/Traffic-Mitigation-Concurrency>.

Arterial Unit Status Definitions

Arterial Units at Risk of Falling into Arrears

Arterial units that are close to being deficient (i.e., 1-2 mph above LOS F urban or LOS D rural) are considered to be at risk of falling into arrears. For arterial units meeting these criteria, Public Works monitors the units with travel time and delay studies conducted on an annual basis.

Arterial Units in Arrears (AUIA)

Snohomish County Code defines an Arterial Unit in Arrears (AUIA) as any arterial unit operating, or within six years forecast to operate, below the adopted LOS standard, unless a financial commitment (or strategies) is in place for improvements to remedy the deficiency within six years. The LOS for the urban area is LOS F and in the rural area is LOS D.

Arterial Units at Ultimate Capacity

SCC 30.66B.110(1) states, "When the County council determines that excessive expenditure of public funds is not warranted for the purpose of maintaining adopted LOS standards on an arterial unit (AU), the county council may designate, by motion, such arterial unit as being at ultimate capacity. Improvements needed to address operational and safety issues must be identified in conjunction with such ultimate capacity designation."

The following arterial units are designated at "ultimate capacity:"

1. Snohomish-Woodinville Road (AU# 211) - This urban arterial unit was designated at Ultimate Capacity in 1997.
2. 164th Street SW/SE east of Interstate 5 (AU# 218) - This urban arterial unit was designated at Ultimate Capacity in 2007.
3. 164th Street SW west of Interstate 5 (AU# 219) - This urban arterial unit was designated at Ultimate Capacity in 2007.

Table 11. Summary of Arterial Units at Risk, in Arrears, and at Ultimate Capacity

Status of Arterial Units	2016	2017
Arterial Units at Risk of Falling into Arrears*	9	12
Arterial Units in Arrears	0	0
Arterial Units at Ultimate Capacity	3	3

*The actual number of AUs at risk in 2016 was 12 and in 2017 is 16 because some of the AUs are on the border of two TSAs and are given a separate AU number for each TSA and are counted as two arterial units each.

Table 12. Summary of Level of Service (LOS) Status

	2012	2013	2014	2015	2016	2017	Percent of 2017 AUs to Total AUs
LOS above screening level*	244	242	238	230	240	236	86%
LOS below screening level	26	25	29	34	33	37	14%
Total number of arterial units	270	267	267	264	273	273	100%
Breakout of arterial units below screening level							
Monitoring level	10	14	12	20	11	15	6%
Operational Analysis level	16	11	17	14	22	22	8%
Arterial Units in Arrears	0	0	0	0	0	0	0%
Total below screening level	26	25	29	34	33	37	14%

* Arterial units above the screening level are those clearly passing the LOS test. Below the screening level, as congestion increases the level of analysis typically goes from monitoring to operational analysis which determines if the arterial units LOS does not meet standards.

Part 6.2b – Park Land and Recreational Facilities Level of Service Report

Table 13. Minimum Level of Service Standard (Stated in 2015 CFP)

Summary Capacity Measure	Unit	Minimum Standard (Population per Unit)
Active Recreation Facilities*	Number	3,250
Passive Recreation Facilities**	Number	3,650
Regional Trail	Open Miles	8,750
Waterfront	Mile	11,500
Campsites	Number	1,050
Parking Spaces	Number	120

*Active Recreation Facilities include ball fields, sport courts, playgrounds, skate parks, boat launches, mountain biking skills courses, equestrian facilities, racetracks and swimming pools.

**Passive Recreation Facilities include shelters, off-leash dog areas, miles of walking trails (in a park), and community gardens and amphitheaters.

Table 14. Reported Level of Service

Summary Capacity Measure	Minimum Standard (Population per Unit)	2017 LOS
Active Recreation Facilities	3,250	3,239
Passive Recreation Facilities	3,650	3,555
Regional Trail	8,750	6,031
Waterfront	11,500	10,730
Campsites	1,050	1,008
Parking Spaces	120	116

Actions Required: None

Comments: The park level of service (LOS) is calculated by dividing the number of residents within unincorporated Snohomish County by the number amenities provided within each of the identified measures. Population figures used for calculation are from the State Office of Financial Management (OFM). The Department of Parks and Recreation is on track to continue meeting the defined LOS for park land and facilities.

Part 6.2c – Public Schools Level of Service Report

Table 15. Public Schools Level of Service

School District*	MINIMUM LOS Elementary	CURRENT LOS Elementary	MINIMUM LOS Middle	CURRENT LOS Middle	MINIMUM LOS High	CURRENT LOS High
Arlington No. 16	35	21.3	35	19.13	40	33.87
Maximum average class size						
Edmonds No.15	14,472 **	10,857	4,336**	3,021	8,599 **	6,369
Maximum number of students the district will accommodate						
Everett No.2	KG=24	KG=22.7	29	24	30	24.7
Maximum average class size	G1-3=25 G4=26 G5=27	G1-5=25.2				
Lake Stevens No.4	K-3=25	K-5=25.8	G6-12=30	G6-12=22.8	G6-12=30	G6-12=22.8
Maximum average class size	G4-5=27					
Lakewood No.306	26	17	28	21	30	27
Maximum average class size						
Marysville No.25	29	24	32	25	34	23
Maximum average class size						
Monroe No.103	27	23.2	30	21.4	30	21.8
Maximum average class size						
Mukilteo No.6	9,300 **	7,141 **	5,313	3,524	5,876 **	4,434
Maximum number of students the district will accommodate						
Northshore No.417	24	20.8	27	19.1	27	20.2
Average students per teaching station	K-6	K-6	G7-9	G7-9	G10-12	G10-12
Snohomish No.201	35	21.8	35	20.5	40	24.97
Maximum average class size						
Sultan No.311	28	23.1	30	28.5	32	26.1
Maximum average class size	K-5	K-5				

* Information contained in Table 15 is only for school districts that participate in the County's school impact fee program and submitted 2016-2021 Capital Facility Plans.

** Maximum enrollment that can be accommodated in existing facilities

*** Sultan School District LOS standard is based on its updated 2017-2022 Capital Facility Plan, adopted by Snohomish County in August 2017

CHAPTER VII: HAZARD MITIGATION PLANNING

Summary Report

Introduction

Since 2005, Snohomish County and a partnership of local communities, tribes and districts have maintained a hazard mitigation plan (HMP) to reduce future loss of life and destruction of property resulting from disasters. Hazard mitigation is the identification and implementation of short and long-term strategies to reduce loss of life and/or alleviate personal injury and property damage resulting from natural or manmade (technical) disasters. Virtually all the County's capital facilities are susceptible to some type of disaster. Minimizing or reducing the impact of disasters on capital facilities is an intrinsic goal of hazard mitigation planning. This is a primary reason why hazard mitigation is included in the capital facilities plan (CFP).

Snohomish County consistently ranks among the highest number of repetitive flood loss counties in the Federal Emergency Management Agency's (FEMA) Region X. The County and a planning partnership of over 30 municipalities, tribes and special purpose districts within the County boundaries embraced the concept of the Disaster Mitigation Act (DMA) and prepared a multi-jurisdictional hazard mitigation plan. The planning area boundary is the Snohomish County boundary, excluding the cities of Bothell and Everett who maintain their own hazard mitigation plans. An inventory of the numbers and types of structures was developed using the County Assessor's data and GIS applications. Snohomish County's Hazard Mitigation Plan (HMP) assessed hazard risk, identified impacts, surveyed planning policy and development trends, and identified a list of potential projects and activities that can mitigate the impacts of hazards before they occur.

Funding Sources and Adequacy

The projects identified in the HMP are based on the hazard assessment and input from the participating planning partners and members of the public. These projects are not necessarily part of a work program or improvement plan. The risk reduction projects are individually assessed using a mitigation priority strategy and ranked high, medium or low based on benefits conferred on the County (or implementing jurisdiction), whether the benefits exceed the costs, whether the project is grant eligible, or whether they are able to be funded under existing programs or budgets.

The HMP identifies thirty-eight overarching mitigation actions at the county level; some with multiple, discrete projects listed under them (Table 16). These potential projects were further identified as having secured funding or not, and a timeline for implementation (within five years or greater than five years). This level of financial analysis is as far as can be accomplished for potential projects that may or may not have recognized and secured funding. When a project becomes an implementation reality, a further analysis of funding mechanisms (existing budget, grant funds, leveraged project, etc.) would take place.

Table 16. Countywide (CW) Hazard Mitigation Action Plan Matrix

Item	Description
CW-1	Retrofit critical facilities that cannot be moved to low risk areas
CW-2	Enhance and improve capital improvement programs, taxing, zoning and development approaches to promote mitigation and reduce exposure/vulnerability to natural hazards.
CW-3	Create and enhance public information programs that will result in actionable preparedness and mitigation measures.
CW-4	Promote community's ability to self-organize by developing social capital through strengthening of community networks. Strong neighborhoods can help promote risk reduction.
CW-5	Research the possibility of developing functional neighborhood-based micro infrastructure networks (micro grids) including the diversification, decentralization and redundancy of utilities. Such systems have increased operational resilience, decreased carbon emissions, and decreased life cycle costs.
CW-6	Preserve and strengthen communications systems.
CW-7	Support HMP and integrate HMP with other planning mechanisms, such as the Growth Management Act.
CW-8	Develop Departmental continuity of operations plans and neighborhood-based continuity plans (small businesses and neighborhoods).
CW-9	Provide incentives for eligible non-profits and private entities, including homeowners, to adapt to risks through structural and nonstructural retrofitting.
CW-10	Assure that services provided by critical facilities, including medical and emergency services, are available to at-risk communities with special emphasis on communities at risk of isolation.
CW-11	Map avalanche hazard areas and determine risk to residential, business, and public buildings and transportation routes.
CW-12	Increase public awareness of the avalanche hazard and promote instructional (actionable) guidance.
CW-13	Demonstrate leadership in greenhouse gas emissions reductions through leading by example and working with stakeholders.
CW-14	When updating the Comprehensive Plan and other plans, evaluate decisions through a climate change impact lens. (Many plans are based on historic information. This is particularly evident with flood projections. This practice can lead to inaccurate projections and plans that do not address future needs.)
CW-15	Adopt and implement land use and transportation policies, termed "Centers" in the General Policy Plan that reduce greenhouse gas emissions.
CW-16	Plan and prepare for climate impacts using best available science.
CW-17	Improve hazard mitigation planning for dam and levee failure.
CW-18	Improve dam and levee failure warning for vulnerable communities.
CW-19	Consider flood control structure maintenance that restores and maintains hydrologic ecosystems services of floodplains where feasible.
CW-20	Maintain levees where accommodation through elevation and other flood risk-reduction measures is not possible.
CW-21	Support improved data collection and distribution for Glacier Peak seismic activity.
CW-22	Update and improve county flood hazard risk assessment data and methodology.
CW-23	Improve community ability to respond to a flood event
CW-24	Promote strategies that accommodate flooding with minimal consequences within flood-prone areas where risks are not life threatening.
CW-25	Enable communities to recover development value of properties as they become more frequently flooded resulting from reduced upstream storage (e.g. increased development, reduced snowpack caused by climate change).
CW-26	Preserve and restore floodplain and watershed ecosystem functions and service - Functioning ecosystems provide flood risk reducing co-benefits. Such benefits can include storing water, reducing damaging flows, containing debris, recharging aquifers and removing pollutants.
CW-27	Utilize innovative methods to reduce increasing peak flood flows.
CW-28	Develop coordinated flood control district that has the ability to tax for flood control improvements.
CW-29	Isolate wastewater infrastructure from storm and flood waters.
CW-30	Develop an acquisition program for homes or other uses located within high-risk hazard areas (e.g., flooding, landslide, lahar, etc.)
CW-31	Enable communities to recover development value of properties in prioritized hazard areas (e.g., landslide and

Item	Description
	tsunami).
CW-32	Reduce risk to utility networks.
CW-33	Promote water conservation to minimize impacts of drought. Climate change projections warn of increasing summer drought risks.
CW-34	Improve communities' abilities to respond to a severe weather event.
CW-35	Revise existing plans to address updated assessments of tsunami risks from the Seattle and South Whidbey Island Faults.
CW-36	Evaluate increased landslide potential from a tsunami and need for increased setback in high-risk areas.
CW-37	Create evacuation routes for communities at risk of a lahar.
CW-38	Promote Firewise Program in communities and encourage Firewise risk reduction methods for parcels adjacent to forest resource lands. Firewise encourages and empowers neighbors to work together in reducing their wildfire risk.

Regulatory Mechanisms Summary

The HMP is not a regulatory plan and it is not a federal or state mandate. However, in order to compete for mitigation grant funds from the federal government to pay for risk reduction projects, a FEMA- approved hazard mitigation plan must be in effect per the federal Disaster Mitigation Act of 2000 (DMA2K). These plans are updated, reviewed by FEMA and locally adopted every five years.

The DMA2K emphasizes the importance of community hazard mitigation planning before disasters occur and encourages state and local authorities to work together on pre-disaster planning. Snohomish County developed its first Hazard Mitigation Plan in 2005 according to the requirements of the DMA2K and Chapter 44 of the Code of Federal Regulations (44CFR). It was approved by the Federal FEMA Region X in 2005, and locally adopted that same year. It was updated in 2010 and again in 2015.

CIP Linkage to Hazard Mitigation Planning

Identifying and implementing pre-disaster risk reduction activities can minimize the physical, social, and economic impacts to the County when disasters do occur. Building resilience into capital facilities or implementing risk reduction projects on existing capital facilities can strengthen the ability of such facilities to bounce back after disasters, especially as climate change affects hazards over time. The 2015 HMP identifies and assesses climate change as a gradually manifesting hazard facing Snohomish County. Indicators over the next 35 to 65 years include increasing severity and frequency of flooding, loss of snowpack in the high Cascades driving hotter, drier summers that begin earlier thereby increasing wildfire hazards.

Factoring in hazard information as new capital facilities are constructed makes financial sense and can alleviate disaster impact costs and reduce time out of service. Further, County facilities are relied upon to affect disaster response and recovery. As such, ensuring new facilities are (and remodeling, retrofitting and updating existing facilities to be) resilient, built to earthquake standards, located in low risk areas, and equipped with resilient infrastructure including communications, power, and water, is an integral part of effective post-disaster response and recovery. Additional mitigation measures can be included to incorporate water and energy conservation and efficiency measures that decreases risk to climate impacts and ensure that facilities operate with maximum efficiency.

Lastly, coordinated efforts between other County plans (such as the Capital Facilities Plan, Comprehensive Plan, Continuity of Operations Plans, and Comprehensive Emergency Management Plans) and other planning mechanisms, such as the Growth Management Act, contribute to improvements that maximize facility resilience and utility. Other mitigation measures may include ensuring County facilities meet applicable Firewise programs and, when possible, are incorporated into a community wildfire protection and risk reduction strategy. By incorporating and considering mitigation objectives and action items, County projects may be eligible for hazard mitigation grants.

**Snohomish County 2018 Budget - Council
Priority Package Detail**

Priority:

Department: 04 Human Services

Short Name: 04 Homeless Housing Project CIP Rev Pkg

Package ID #: 687

Special Factor:

Percent of Package Driven by Factor:

Description: Companion to PP 688

Use of REET 2 funding for Homeless Housing Project

Justification:

EXPENDITURE/NEW REVENUE DETAIL:

Expenditures:

Distribution Code	Description/Explanation	Amount
191.5167005502	OpT-fund 124 HS Prgm 461 OpT for Homeless Housing Project	\$1,000,000
	191 002 2nd Qtr % REET (ESH 651 Shb 2929 Capital Impr 700 SHB 2929 -- REET 2	\$1,000,000
	FUND 191 SUB TOTAL - PRIORITY PACKAGE EXPENDITURES:	\$1,000,000
	GRAND TOTAL - PRIORITY PACKAGE EXPENDITURES:	\$1,000,000

NEW Revenue:

Distribution Code	Description/Explanation	Amount
124.304044629700	OpT - REET 2	\$1,000,000
	124 004 Affordable Housing Trust 007 Housing & Homeless 462 Housing, Homeless Service	\$1,000,000
	FUND 124 SUB TOTAL - PRIORITY PACKAGE REVENUES:	\$1,000,000
Distribution Code	Description/Explanation	Amount
191.3167000800	Fund Balance Homeless Housing	\$1,000,000
	191 002 2nd Qtr % REET (ESHB 2 651 Shb 2929 Capital Impr 700 SHB 2929 -- REET 2	\$1,000,000
	FUND 191 SUB TOTAL - PRIORITY PACKAGE REVENUES:	\$1,000,000
	GRAND TOTAL - PRIORITY PACKAGE "NEW REVENUES":	\$2,000,000

**Snohomish County 2018 Budget - Council
Priority Package Detail**

Priority:

Department: 04 Human Services

Short Name: 04 Homeless Housing Project CIP

Package ID #: 688

Special Factor:

Percent of Package Driven by Factor:

Description: Companion to PP 687

Use of REET 2 for Homeless Housing Project.

Justification:

EXPENDITURE/NEW REVENUE DETAIL:

CIP - Capital:

Fund: SubFund: Division: Program: SubProgram:
 124 004 Affordable Housing 007 Housing & Homeless 462 Housing, Homeless

Category:	2018	2019	2020	2021	2022	2023
124.504044624104 Prof Services - REET 2	\$1,000,000	\$0	\$0	\$0	\$0	\$0
Program Totals:	\$1,000,000	\$0	\$0	\$0	\$0	\$0
GRAND TOTAL - CIP EXPENDITURES:	\$1,000,000	\$0	\$0	\$0	\$0	\$0

CIP - Funding Source:

Funding Source	2018	2019	2020	2021	2022	2023
REET II	\$1,000,000	\$0	\$0	\$0	\$0	\$0
GRAND TOTAL - CIP REVENUES:	\$1,000,000	\$0	\$0	\$0	\$0	\$0

**Snohomish County 2018 Budget - Council
Priority Package Detail**

Priority: _____ **Department:** 06 Public Works

Short Name: 06 Roads TIP 522 ramp meter, slip-ramp feasibility **Package ID #:** 659

Special Factor: _____ **Percent of Package Driven by Factor:** _____

Description: This is the CIP package that allocates \$250K for eastbound ramp metering at SR 522 and Echo Lake Rd. It also includes looking into the feasibility and/or operational benefits of a westbound SR 522 slip ramp off of Yew Way that is parallel to the state route. Refer to PPID #660 for the associated revenue package.

Justification: _____

EXPENDITURE/NEW REVENUE DETAIL:

CIP - Capital:

Fund: SubFund: Division: Program: SubProgram:
 102 102 County 630 Engineering 303 ES Capital 001 Engineering

Category:		2018	2019	2020	2021	2022	2023
102.50630314109	Consultant	\$100,000	\$0	\$0	\$0	\$0	\$0
Program Totals:		\$100,000	\$0	\$0	\$0	\$0	\$0

Fund: SubFund: Division: Program: SubProgram:
 102 102 County 630 Engineering 303 ES Capital 003 Roadway

Category:		2018	2019	2020	2021	2022	2023
102.50630336301	Other Improvements	\$150,000	\$0	\$0	\$0	\$0	\$0
Program Totals:		\$150,000	\$0	\$0	\$0	\$0	\$0

GRAND TOTAL - CIP EXPENDITURES:	\$250,000	\$0	\$0	\$0	\$0	\$0	\$0
--	------------------	------------	------------	------------	------------	------------	------------

CIP - Funding Source:

Funding Source 2018 2019 2020 2021 2022 2023

County Road	\$250,000	\$0	\$0	\$0	\$0	\$0
-------------	-----------	-----	-----	-----	-----	-----

GRAND TOTAL - CIP REVENUES:	\$250,000	\$0	\$0	\$0	\$0	\$0
------------------------------------	------------------	------------	------------	------------	------------	------------

**Snohomish County 2018 Budget - Council
Priority Package Detail**

Priority: _____ **Department:** 06 Public Works

Short Name: 06 Roads REV for 522 ramp meter & slip ramp **Package ID #:** 660

Special Factor: _____ **Percent of Package Driven by Factor:** _____

Description: This is the REVENUE package that allocates \$250K for eastbound ramp metering at SR 522 and Echo Lake Rd. It also includes looking into the feasibility and/or operational benefits of a westbound SR 522 slip ramp off of Yew Way that is parrallel to the state route. Refer to PPID #659 for the associated CIP expenditure package.

Justification: _____

EXPENDITURE/NEW REVENUE DETAIL:

NEW Revenue:

Distribution Code	Description/Explanation	Amount
102.3064440800	Fund Balance Rev for 522 ramp meter & slip ramp	\$250,000
102 102 County Road	610 County Road - TES 444 Administration	\$250,000
	FUND102 SUB TOTAL - PRIORITY PACKAGE REVENUES:	\$250,000
	GRAND TOTAL - PRIORITY PACKAGE "NEW REVENUES":	\$250,000

**Snohomish County 2018 Budget - Council
Priority Package Detail**

Priority:

Department: 06 Public Works

Short Name: 06 Roads TIP C.00 non-motorized facilities

Package ID #: 693

Special Factor:

Percent of Package Driven by Factor:

Description: This is the CIP package that allocates \$100K in 2018 toward TIP# C.00 of the Roads 6-year TIP. The funds are intended to be used for preliminary engineering/design efforts related to projects that integrate non-motorized facilities and sidewalk improvements within urban growth areas experiencing the most growth. Refer to PPID #694 for the associated revenue package.

Justification:

EXPENDITURE/NEW REVENUE DETAIL:

CIP - Capital:

Fund: SubFund: Division: Program: SubProgram:
 102 102 County 630 Engineering 303 ES Capital 001 Engineering

Category:	2018	2019	2020	2021	2022	2023
102.50630314109 Consultant	\$100,000	\$0	\$0	\$0	\$0	\$0
Program Totals:	\$100,000	\$0	\$0	\$0	\$0	\$0
GRAND TOTAL - CIP EXPENDITURES:	\$100,000	\$0	\$0	\$0	\$0	\$0

CIP - Funding Source:

Funding Source	2018	2019	2020	2021	2022	2023
County Road	\$100,000	\$0	\$0	\$0	\$0	\$0
GRAND TOTAL - CIP REVENUES:	\$100,000	\$0	\$0	\$0	\$0	\$0

**Snohomish County 2018 Budget - Council
Priority Package Detail**

Priority: _____ **Department:** 06 Public Works

Short Name: 06 Roads REV TIP C.00 non-motorized facilities **Package ID #:** 694

Special Factor: _____ **Percent of Package Driven by Factor:** _____

Description: This is the REVENUE package that allocates \$100K in 2018 toward TIP# C.00 of the Roads 6-year TIP. The funds are intended to be used for preliminary engineering/design efforts related to projects that integrate non-motorized facilities and sidewalk improvements within urban growth areas experiencing the most growth. Refer to PPID #693 for the associated CIP expenditure package.

Justification: _____

EXPENDITURE/NEW REVENUE DETAIL:

NEW Revenue:

Distribution Code	Description/Explanation	Amount
102.3064440800	Fund Balance Rev for C.00 non-motorized	\$100,000
	102 102 County Road 610 County Road - TES 444 Administration	\$100,000
	FUND102 SUB TOTAL - PRIORITY PACKAGE REVENUES:	\$100,000
	GRAND TOTAL - PRIORITY PACKAGE "NEW REVENUES":	\$100,000

**Snohomish County 2018 Budget - Council
Priority Package Detail**

Priority:

Department: 06 Public Works

Short Name: 06 Roads ACP ADA ramps, sidewalk projects

Package ID #: 699

Special Factor:

Percent of Package Driven by Factor:

Description: This is the CIP package that allocates \$150,000 of REET 2 funding toward the Roads 2018 ACP for three projects/locations in South County. Funding will be used toward design and construction of the following: (1) C.00.73 Bothell pedestrian/bike path, sidewalks, curb and gutter at 19th Ave SE and 232nd ST SE, (2) C.00.74 Mountlake Terrace ADA ramp/sidewalk project on 214th St SW from 40th to 44th Ave W, (3) C.00.75 Brier ADA ramps and sidewalks in the Brierwood area. Refer to PPID #700 for the associated roads revenue package and PPID #702 for the REET 2 transfers package.

Justification: PROJECT BREAKDOWN:

C.00.73 Bothell pedestrian/bike path & sidewalks
Design \$7,500
Construction \$22,500
Total \$30,000

C.00.74 Mountlake Terrace ADA ramps/sidewalk
Design \$20,000
Construction \$60,000
Total \$80,000

C.00.75 Brier ADA ramps and sidewalks
Design \$10,000
Construction \$30,000
Total \$40,000

EXPENDITURE/NEW REVENUE DETAIL:

CIP - Capital:

Fund: SubFund: Division: Program: SubProgram:
102 102 County 630 Engineering 303 ES Capital 001 Engineering

Category:		2018	2019	2020	2021	2022	2023
102.50630314109	Consultant	\$10,000	\$0	\$0	\$0	\$0	\$0
102.50630314109	Consultant	\$20,000	\$0	\$0	\$0	\$0	\$0
102.50630314109	Consultant	\$7,500	\$0	\$0	\$0	\$0	\$0
Program Totals:		\$37,500	\$0	\$0	\$0	\$0	\$0

Fund: SubFund: Division: Program: SubProgram:
102 102 County 630 Engineering 303 ES Capital 003 Roadway

Category:		2018	2019	2020	2021	2022	2023
102.50630336301	Other Improvements	\$60,000	\$0	\$0	\$0	\$0	\$0
102.50630336301	Other Improvements	\$22,500	\$0	\$0	\$0	\$0	\$0
102.50630336301	Other Improvements	\$30,000	\$0	\$0	\$0	\$0	\$0
Program Totals:		\$112,500	\$0	\$0	\$0	\$0	\$0

GRAND TOTAL - CIP EXPENDITURES: \$150,000 \$0 \$0 \$0 \$0 \$0 \$0

**Snohomish County 2018 Budget - Council
Priority Package Detail**

Priority:

Department: 06 Public Works

Short Name: 06 Roads ACP ADA ramps, sidewalk projects

Package ID #: 699

CIP - Funding Source:

Funding Source	2018	2019	2020	2021	2022	2023
REET II	\$150,000	\$0	\$0	\$0	\$0	\$0
GRAND TOTAL - CIP REVENUES:	\$150,000	\$0	\$0	\$0	\$0	\$0

**Snohomish County 2018 Budget - Council
Priority Package Detail**

Priority:

Department: 06 Public Works

Short Name: 06 Roads REV ACP ADA ramps, sidewalk projects

Package ID #: 700

Special Factor:

Percent of Package Driven by Factor:

Description: This is the REVENUE package that allocates \$150,000 of REET 2 funding toward the Roads 2018 ACP for three projects/locations in South County. Funding will be used toward design and construction of the following:
 (1) C.00.73 Bothell pedestrian/bike path, sidewalks, curb and gutter at 19th Ave SE and 232nd ST SE, (2) C.00.74 Mountlake Terrace ADA ramp/sidewalk project on 214th St SW from 40th to 44th Ave W, (3) C.00.75 Brier ADA ramps and sidewalks in the Brierwood area. Refer to PPID #699 for the associated CIP package and PPID #701 for the REET 2 transfers package.

Justification: PROJECT BREAKDOWN:

C.00.73 Bothell pedestrian/bike path & sidewalks
 Design \$7,500
 Construction \$22,500
 Total \$30,000

C.00.74 Mountlake Terrace ADA ramps/sidewalk
 Design \$20,000
 Construction \$60,000
 Total \$80,000

C.00.75 Brier ADA ramps and sidewalks
 Design \$10,000
 Construction \$30,000
 Total \$40,000

EXPENDITURE/NEW REVENUE DETAIL:

NEW Revenue:

Distribution Code	Description/Explanation	Amount
102.3064449701	OpT-Road Projects-REET 2 REET2 rev for 3 ADA/sidewalk proj.	\$150,000
	102 102 County Road 610County Road - TES 444 Administration	\$150,000
	FUND102 SUB TOTAL - PRIORITY PACKAGE REVENUES:	\$150,000
	GRAND TOTAL - PRIORITY PACKAGE "NEW REVENUES":	\$150,000

**Snohomish County 2018 Budget - Council
Priority Package Detail**

Priority: _____ **Department:** 16 Nondepartmental
Short Name: 16 Roads REET2 transfers ADA ramp, sidewalks **Package ID #:** 701

Special Factor: _____ **Percent of Package Driven by Factor:** _____

Description: This is the REET2 package that allocates \$150,000 of REET 2 funding toward the Roads 2018 ACP for three projects/locations in South County. Funding will be used toward design and construction of the following: (1) C.00.73 Bothell pedestrian/bike path, sidewalks, curb and gutter at 19th Ave SE and 232nd ST SE, (2) C.00.74 Mountlake Terrace ADA ramp/sidewalk project on 214th St SW from 40th to 44th Ave W, (3) C.00.75 Brier ADA ramps and sidewalks in the Brierwood area. Refer to PPID #699 for the associated CIP package and PPID #700 for the roads revenue package.

Justification: PROJECT BREAKDOWN:

C.00.73 Bothell pedestrian/bike path & sidewalks
 Design \$7,500
 Construction \$22,500
 Total \$30,000

C.00.74 Mountlake Terrace ADA ramps/sidewalk
 Design \$20,000
 Construction \$60,000
 Total \$80,000

C.00.75 Brier ADA ramps and sidewalks
 Design \$10,000
 Construction \$30,000
 Total \$40,000

EXPENDITURE/NEW REVENUE DETAIL:

Expenditures:

Distribution Code	Description/Explanation	Amount
191.5167005509	OpT-Road Proj REET 2 REET2 for 3 ADA/sidewalk proj.	\$150,000
	191 002 2nd Qtr % REET (ESH 651 Shb 2929 Capital Impr 700 SHB 2929 -- REET 2	\$150,000
	FUND 191 SUB TOTAL - PRIORITY PACKAGE EXPENDITURES:	\$150,000
	GRAND TOTAL - PRIORITY PACKAGE EXPENDITURES:	\$150,000

NEW Revenue:

Distribution Code	Description/Explanation	Amount
191.3167000800	Fund Balance REET2 for 3 ADA/sidewalk proj.	\$150,000
	191 002 2nd Qtr % REET (ESH 651 Shb 2929 Capital Impr 700 SHB 2929 -- REET 2	\$150,000
	FUND191 SUB TOTAL - PRIORITY PACKAGE REVENUES:	\$150,000
	GRAND TOTAL - PRIORITY PACKAGE "NEW REVENUES":	\$150,000

AMENDMENT [insert here] TO SUBSTITUTE ORDINANCE NO. 17-080
ADOPTING THE 2018 BUDGET AND MAKING APPROPRIATIONS
FOR THE OPERATION OF COUNTY AGENCIES AND DEPARTMENTS
AND CAPITAL IMPROVEMENTS FOR THE PERIOD BEGINNING
JANUARY 1, 2018 AND ENDING DECEMBER 31, 2018

Proposed by: Councilmember Ryan

1. Under Section 9. Budget conditions and notes., insert

Roads 6-year Transportation Improvement Program non-motorized facilities.

Council requests programming an additional amount not to exceed \$400,000 of County Road Fund spread out over the next three years beginning in 2019 toward TIP# C.00 of the Roads 6-year TIP. The additional amount shall be used to build on existing efforts and projects that integrate non-motorized facilities and sidewalk improvements within urban growth areas experiencing the most growth.

Council Disposition: _____ **Date:** _____

AMENDMENT NO. TO SUBSTITUTE ORDINANCE NO. 17-080
ADOPTING THE 2018 BUDGET AND MAKING APPROPRIATIONS FOR THE
OPERATION OF COUNTY AGENCIES AND DEPARTMENTS AND CAPITAL
IMPROVEMENTS FOR THE PERIOD BEGINNING JANUARY 1, 2018, AND
ENDING DECEMBER 31, 2018.

**Snohomish County 2018 Budget - Council
Priority Package Detail**

Priority: _____ **Department:** 09 Parks And Recreation
Short Name: 09 Mill Creek Community Sports Parks Carryover **Package ID #:** 656

Special Factor: _____ **Percent of Package Driven by Factor:** _____

Description: Carryover \$100,000 of REET 2 prior year funding for Mill Creek Community Sports Park.

MILL CREEK COMMUNITY SPORTS PARK: provide the final funding required to resurface heavily utilized sports field and add lighting. To be developed in cooperation with the City of Mill Creek. Funding is proposed as follows:

Prior Year Balance: \$100,000 (REET 2)
 2018: \$0
 Future Years: \$0

Justification: _____

EXPENDITURE/NEW REVENUE DETAIL:

CIP - Capital:

Fund: SubFund:	Division:	Program:			SubProgram:		
Category:		2018	2019	2020	2021	2022	2023
Prior Year Funds		\$100,000	\$0	\$0	\$0	\$0	\$0
Program Totals:		\$100,000	\$0	\$0	\$0	\$0	\$0
GRAND TOTAL - CIP EXPENDITURES:		\$100,000	\$0	\$0	\$0	\$0	\$0

CIP - Funding Source:

Funding Source	2018	2019	2020	2021	2022	2023
Prior Year Funds	\$100,000	\$0	\$0	\$0	\$0	\$0
GRAND TOTAL - CIP REVENUES:	\$100,000	\$0	\$0	\$0	\$0	\$0

**Snohomish County 2018 Budget - Council
Priority Package Detail**

Priority: _____ **Department:** 09 Parks And Recreation
Short Name: 09 Sultan Recreation Gym Carryover **Package ID #:** 666

Special Factor: _____ **Percent of Package Driven by Factor:** _____

Description: Carryover \$150,000 in REET I funding for the Sultan Recreation Gym project.

SULTAN RECREATION GYM: Construction and improvements of recreation gym to be completed in cooperation with the City of Sultan. Funding is proposed as follows:
 Prior Year Balance: \$150,000 (REET I)
 2017: \$0
 Future Years: \$0

Justification:

EXPENDITURE/NEW REVENUE DETAIL:

CIP - Capital:

Fund: SubFund:	Division:	Program:	SubProgram:				
Category:		2018	2019	2020	2021	2022	2023
Prior Year Funds		\$150,000	\$0	\$0	\$0	\$0	\$0
Program Totals:		\$150,000	\$0	\$0	\$0	\$0	\$0
GRAND TOTAL - CIP EXPENDITURES:		\$150,000	\$0	\$0	\$0	\$0	\$0

CIP - Funding Source:

Funding Source	2018	2019	2020	2021	2022	2023
Prior Year Funds	\$150,000	\$0	\$0	\$0	\$0	\$0
GRAND TOTAL - CIP REVENUES:	\$150,000	\$0	\$0	\$0	\$0	\$0

**Snohomish County 2018 Budget - Council
Priority Package Detail**

Priority: _____ **Department:** 09 Parks And Recreation
Short Name: 09 Centennial Trail Snohomish - Monroe **Package ID #:** 667

Special Factor: _____ **Percent of Package Driven by Factor:** _____

Description: Companion to Standard Package 669
 Add \$250,000 of REET II funding for the project titled CENTENNIAL TRAIL (Snoqualmie – City of Snohomish to City of Monroe)

CENTENNIAL TRAIL (Snoqualmie – City of Snohomish to City of Monroe): Design and development of the Centennial Trail between the cities of Snohomish and Monroe. Funding is proposed as follows:

Prior Year Balance: \$2,438
 2018: \$250,000 (REET 2)
 Future Years: Future Years: 2021 - \$2,350,000 (GMA Mit. Fees, anticipated grant), 2022 - \$1,150,000 (GMA Mit. Fees, REET 2), and 2023 - \$1,850,000 (GMA Mit. Fees, anticipated grant)

Project Start/End Date: 2018/TBD
 Project Status: Project is pending funding in 2018.
 Changes Since the 2017 Budget: Allocation of additional REET 2 in 2022.

Justification: _____

EXPENDITURE/NEW REVENUE DETAIL:

CIP - Capital:

Fund: SubFund:		Division:	Program:	SubProgram:				
309	001	Parks Construction	985 Parks And Recreation -	948	Trails	210	CT Snoh to King	
Category:		2018	2019	2020	2021	2022	2023	
309.51094821026501	CT-Snoqualmie Trl-REET2-C	\$250,000	\$0	\$0	\$0	\$0	\$0	\$0
Program Totals:		\$250,000	\$0	\$0	\$0	\$0	\$0	\$0
GRAND TOTAL - CIP EXPENDITURES:		\$250,000	\$0	\$0	\$0	\$0	\$0	\$0

CIP - Funding Source:

Funding Source	2018	2019	2020	2021	2022	2023
REET II	\$250,000	\$0	\$0	\$0	\$0	\$0
GRAND TOTAL - CIP REVENUES:	\$250,000	\$0	\$0	\$0	\$0	\$0

**Snohomish County 2018 Budget - Council
Priority Package Detail**

Priority: _____ **Department:** 09 Parks And Recreation
Short Name: 09 Centennial Trail Snoho - Monroe CIP Rev Pckg **Package ID #:** 669

Special Factor: _____ **Percent of Package Driven by Factor:** _____

Description: Companion to CIP Package 667
 Add \$250,000 of REET II funding for the project titled CENTENNIAL TRAIL (Snoqualmie – City of Snohomish to City of Monroe)

CENTENNIAL TRAIL (Snoqualmie – City of Snohomish to City of Monroe): Design and development of the Centennial Trail between the cities of Snohomish and Monroe. Funding is proposed as follows:

Prior Year Balance: \$2,438
 2018: \$250,000 (REET 2)
 Future Years: Future Years: 2021 - \$2,350,000 (GMA Mit. Fees, anticipated grant), 2022 - \$1,150,000 (GMA Mit. Fees, REET 2), and 2023 - \$1,850,000 (GMA Mit. Fees, anticipated grant)

Project Start/End Date: 2018/TBD
 Project Status: Project is pending funding in 2018.
 Changes Since the 2017 Budget: Allocation of additional REET 2 in 2022.

Justification:

EXPENDITURE/NEW REVENUE DETAIL:

NEW Revenue:

Distribution Code	Description/Explanation	Amount
309.310985489902	OpT-Parks Projects-REET 2	\$250,000
	309 001 Parks Construction Fund 985Parks And Recreation 948 Trails	\$250,000
	FUND309 SUB TOTAL - PRIORITY PACKAGE REVENUES:	\$250,000
	GRAND TOTAL - PRIORITY PACKAGE "NEW REVENUES":	\$250,000

**Snohomish County 2018 Budget - Council
Priority Package Detail**

Priority: _____ **Department:** 09 Parks And Recreation
Short Name: 09 Transfer Funding to Wenberg **Package ID #:** 676
Special Factor: _____ **Percent of Package Driven by Factor:** _____
Description: Transfer \$1,350,000 of REET 2 from Flowing Lake project to Wenberg project.
Justification: _____

EXPENDITURE/NEW REVENUE DETAIL:

CIP - Capital:

Fund: SubFund:		Division:	Program:	SubProgram:			
309	001 Parks Construction	985 Parks And Recreation -	946 Regional	033 Flowing			
Category:		2018	2019	2020	2021	2022	2023
309.51094603326501	Flowing Lake 2017 Budget	(\$600,000)	\$0	\$0	\$0	\$0	\$0
309.51094603326501	Flowing Lake 2018 Budget	(\$750,000)	\$0	\$0	\$0	\$0	\$0
Program Totals:		(\$1,350,000)	\$0	\$0	\$0	\$0	\$0

Fund: SubFund:		Division:	Program:	SubProgram:			
309	001 Parks Construction	985 Parks And Recreation -	946 Regional	224 Wenberg			
Category:		2018	2019	2020	2021	2022	2023
309.51094622426501	Wenberg-REET2-Constr	\$1,350,000	\$0	\$0	\$0	\$0	\$0
Program Totals:		\$1,350,000	\$0	\$0	\$0	\$0	\$0

GRAND TOTAL - CIP EXPENDITURES:	\$0	\$0	\$0	\$0	\$0	\$0
--	------------	------------	------------	------------	------------	------------

CIP - Funding Source:

Funding Source	2018	2019	2020	2021	2022	2023
REET II	\$1,350,000	\$0	\$0	\$0	\$0	\$0
GRAND TOTAL - CIP REVENUES:	\$1,350,000	\$0	\$0	\$0	\$0	\$0

**Snohomish County 2018 Budget - Council
Priority Package Detail**

Priority:

Department: 09 Parks And Recreation

Short Name: 09 Community Parks Mill Creek North Pointe

Package ID #: 696

Special Factor:

Percent of Package Driven by Factor:

Description: Companion to PP 697

MILL CREEK NORTH POINTE PARK: New playground structures.
Funding is proposed as follows:

Prior Year Balance: \$0
2018: \$100,000 (REET 2)
Future Years: \$0

Project Start/End Date: 2018

Justification:

EXPENDITURE/NEW REVENUE DETAIL:

CIP - Capital:

Fund: SubFund:		Division:	Program:	SubProgram:				
309	001	Parks Construction	985Parks And Recreation -	944	Community	033	City Parks Bond	
Category:		2018	2019	2020	2021	2022	2023	
309.51094403326501	City Parks-REET2-Constr	\$100,000	\$0	\$0	\$0	\$0	\$0	
Program Totals:		\$100,000	\$0	\$0	\$0	\$0	\$0	
GRAND TOTAL - CIP EXPENDITURES:		\$100,000	\$0	\$0	\$0	\$0	\$0	

CIP - Funding Source:

Funding Source	2018	2019	2020	2021	2022	2023
REET II	\$100,000	\$0	\$0	\$0	\$0	\$0
GRAND TOTAL - CIP REVENUES:	\$100,000	\$0	\$0	\$0	\$0	\$0

**Snohomish County 2018 Budget - Council
Priority Package Detail**

Priority: _____ **Department:** 09 Parks And Recreation
Short Name: 09 Community Parks Mill Creek North Pointe Rev Pkg **Package ID #:** 697

Special Factor: _____ **Percent of Package Driven by Factor:** _____

Description: Companion to PP 696

MILL CREEK NORTH POINTE PARK: New playground structures.
 Funding is proposed as follows:

Prior Year Balance: \$0
 2018: \$100,000 (REET 2)
 Future Years: \$0

Project Start/End Date: 2018

Justification:

EXPENDITURE/NEW REVENUE DETAIL:

NEW Revenue:

Distribution Code	Description/Explanation	Amount
309.310985449902	OpT-Parks Projects-REET 2	\$100,000
309 001 Parks Construction Fund	985Parks And Recreation 944 Community	\$100,000
FUND309	SUB TOTAL - PRIORITY PACKAGE REVENUES:	\$100,000
	GRAND TOTAL - PRIORITY PACKAGE "NEW REVENUES":	\$100,000

**Snohomish County 2018 Budget - Council
Priority Package Detail**

Package Type: Standard

Department: 14 Department of Information Tec

Short Name: 14 Fund ME FDIS System from Fund 315

Package ID #: 810

Category:

Description: Companion to PP 823

Move proposed expenditure of FDIS system in the Medical Examiner's office from Fund 002 to Fund 315.
Add to Fund 002 fund balance.

Justification:

SUMMARY EXPENDITURE/REVENUE/FTE BY FUND:

Expenditures Package Summary	
FUND 002	(\$60,000)
FUND 315	(\$60,000)
TOTAL - EXPENDITURES	(\$120,000)

Revenues Summary	
FUND 002	(\$60,000)
FUND 315	\$0
TOTAL - REVENUES:	(\$60,000)

EXPENDITURE/NEW REVENUE DETAIL:

Expenditures:

Distribution Code	Description/Explanation	Amount
002.5333204111	Forensic Database	(\$60,000)
	002 002 General Fund 395 Medical Examiner 320 Medical Examiner Services	(\$60,000)
	FUND 002 SUB TOTAL - PRIORITY PACKAGE EXPENDITURES:	(\$60,000)
315.51144904901	Misc Professional Services	\$0
	315 001 Data Processing Capit 490 436 Medical Examiner	\$0
315.5144466401	Machinery & Equipment	(\$60,000)
	315 315 Data Processing Capit 446 Electronic Doc/Recor 418 Electronic Doc/Records Mgt	(\$60,000)
	FUND 315 SUB TOTAL - PRIORITY PACKAGE EXPENDITURES:	(\$60,000)
	GRAND TOTAL - PRIORITY PACKAGE EXPENDITURES:	(\$120,000)

NEW Revenue:

Distribution Code	Description/Explanation	Amount
002.3169900800	Fund Balance	(\$60,000)
	002 002 General Fund 657 Nondepartmental 990 Miscellaneous	(\$60,000)
	FUND 002 SUB TOTAL - PRIORITY PACKAGE REVENUES:	(\$60,000)
315.31144909700	OpT- Medical Examiner	(\$60,000)
	315 001 Data Processing Capital 490 436 Medical Examiner	(\$60,000)
315.3144469700	OpT-	\$60,000
	315 315 Data Processing Capital 446 Electronic Doc/Recor 418 Electronic Doc/Records Mgt	\$60,000
	FUND 315 SUB TOTAL - PRIORITY PACKAGE REVENUES:	\$0
	GRAND TOTAL - PRIORITY PACKAGE "NEW REVENUES":	(\$60,000)

**Snohomish County 2018 Budget - Council
Priority Package Detail**

Package Type: CIP - Capital

Department: 14 Department of Information Tec

Short Name: 14 ME FDIS System CIP Pkg

Package ID #: 823

Category:

Description: Companion to PP 810

Fund the Medical Examiner's FDIS system out of Fund 315.

Justification:

SUMMARY EXPENDITURE/REVENUE/FTE BY FUND:

EXPENDITURE/NEW REVENUE DETAIL:

CIP - Capital:

Fund: SubFund: Division: Program: SubProgram:
 315 001 Data Processing 490 436 Medical

Category:	2018	2019	2020	2021	2022	2023
315.51144904901 Misc Professional Services	\$60,000	\$0	\$0	\$0	\$0	\$0
Program Totals:	\$60,000	\$0	\$0	\$0	\$0	\$0
GRAND TOTAL - CIP EXPENDITURES:	\$60,000	\$0	\$0	\$0	\$0	\$0

CIP - Funding Source:

Funding Source	2018	2019	2020	2021	2022	2023
Prior Year Funds	\$60,000	\$0	\$0	\$0	\$0	\$0
GRAND TOTAL - CIP REVENUES:	\$60,000	\$0	\$0	\$0	\$0	\$0

**Snohomish County 2018 Budget - Council
Priority Package Detail**

Priority:

Department: 16 Nondepartmental

Short Name: 16 REET 2 for Capital Proj Enhancement CIP Rev Pkg

Package ID #: 653

Special Factor:

Percent of Package Driven by Factor:

Description:

Companion to CIP Pacakge 654
Add \$250,000 of REET 2 to Small Capital Projects Partnerships for Capital Projects Enhancement. Maintain \$50,000 for Small Capital Projects Partnership grant program.

Justification:

EXPENDITURE/NEW REVENUE DETAIL:

Expenditures:

Distribution Code	Description/Explanation	Amount
191.5167005204	Small Capital Projects	\$0
	191 002 2nd Qtr % REET (ESH 651 Shb 2929 Capital Impr 700 SHB 2929 -- REET 2	\$0
	FUND 191 SUB TOTAL - PRIORITY PACKAGE EXPENDITURES:	\$0
	GRAND TOTAL - PRIORITY PACKAGE EXPENDITURES:	\$0

NEW Revenue:

Distribution Code	Description/Explanation	Amount
191.3167000800	Fund Balance	\$250,000
	191 002 2nd Qtr % REET (ESH 651 Shb 2929 Capital Impr 700 SHB 2929 -- REET 2	\$250,000
	FUND191 SUB TOTAL - PRIORITY PACKAGE REVENUES:	\$250,000
	GRAND TOTAL - PRIORITY PACKAGE "NEW REVENUES":	\$250,000

**Snohomish County 2018 Budget - Council
Priority Package Detail**

Priority:

Department: 16 Nondepartmental

Short Name: 16 Use of REET 2 for Capital Projects Enhancement

Package ID #: 654

Special Factor:

Percent of Package Driven by Factor:

Description:

Companion to Standard Package 653
Add \$250,000 for Capital Projects Enhancement to Small Capital Partnership Projects. Maintain \$50,000 for Small Capital Partnership Projects grant program.

Justification:

EXPENDITURE/NEW REVENUE DETAIL:

CIP - Capital:

Fund:	SubFund:	Division:	Program:	SubProgram:	2018	2019	2020	2021	2022	2023
Category:										
		Existing SCPP funds			\$50,000	\$0	\$0	\$0	\$0	\$0
		Program Totals:			\$50,000	\$0	\$0	\$0	\$0	\$0
Fund:	SubFund:	Division:	Program:	SubProgram:	2018	2019	2020	2021	2022	2023
191	002	2nd Qtr % REET	651 Shb 2929 Capital	700 SHB 2929 -- REET						
Category:										
191.5167005204		Small Capital Projects			\$250,000	\$0	\$0	\$0	\$0	\$0
		Program Totals:			\$250,000	\$0	\$0	\$0	\$0	\$0
GRAND TOTAL - CIP EXPENDITURES:					\$300,000	\$0	\$0	\$0	\$0	\$0

CIP - Funding Source:

Funding Source	2018	2019	2020	2021	2022	2023
REET II	\$300,000	\$0	\$0	\$0	\$0	\$0
GRAND TOTAL - CIP REVENUES:	\$300,000	\$0	\$0	\$0	\$0	\$0

**Snohomish County 2018 Budget - Council
Priority Package Detail**

Package Type: Standard

Department: *

Short Name: CRI Debt Service to REET 1

Package ID #: 813

Category:

Description: Companion to PP 825

Increase amount of CRI debt service moved to REET 1 by \$1,000,000. Savings of \$1,000,000 will be applied to Fund Balance to offset cost

Justification:

SUMMARY EXPENDITURE/REVENUE/FTE BY FUND:

Expenditures Package Summary	
FUND 002	(\$1,000,000)
FUND 191	\$1,000,000
FUND 215	(\$1,000,000)
TOTAL - EXPENDITURES	(\$1,000,000)

Revenues Summary	
FUND 002	(\$1,000,000)
FUND 191	\$1,000,000
FUND 215	\$0
TOTAL - REVENUES:	\$0

EXPENDITURE/NEW REVENUE DETAIL:

Expenditures:

Distribution Code	Description/Explanation	Amount
002.5169905593	OpT-389 CRI	(\$1,000,000)
	002 002 General Fund 657 Nondepartmental 990 Miscellaneous	(\$1,000,000)
	FUND 002 SUB TOTAL - PRIORITY PACKAGE EXPENDITURES:	(\$1,000,000)
Distribution Code	Description/Explanation	Amount
191.5169905508	OpT-389 CRI	\$1,000,000
	191 001 1st Qtr % REET 648Sb 4972 Capital Impro 990 SB 4872 -- REET 1	\$1,000,000
	FUND 191 SUB TOTAL - PRIORITY PACKAGE EXPENDITURES:	\$1,000,000
Distribution Code	Description/Explanation	Amount
215.5173897103	DS Prn - CRI	(\$180,000)
215.5173898303	DS Int - CRI	(\$819,700)
215.5173898503	Legal & Fin Costs - 2011B	(\$300)
	215 215 Limited Tax Debt Serv 715 Limited Tax Debt Serv 389 2011B (03 REFUNDING)	(\$1,000,000)
	FUND 215 SUB TOTAL - PRIORITY PACKAGE EXPENDITURES:	(\$1,000,000)
	GRAND TOTAL - PRIORITY PACKAGE EXPENDITURES:	(\$1,000,000)

NEW Revenue:

Distribution Code	Description/Explanation	Amount
002.3169900800	Fund Balance	(\$1,000,000)
	002 002 General Fund 657 Nondepartmental 990 Miscellaneous	(\$1,000,000)
	FUND 002 SUB TOTAL - PRIORITY PACKAGE REVENUES:	(\$1,000,000)
Distribution Code	Description/Explanation	Amount
191.3169900800	Fund Balance	\$1,000,000
	191 001 1st Qtr % REET 648Sb 4972 Capital Impro 990 SB 4872 -- REET 1	\$1,000,000

**Snohomish County 2018 Budget - Council
Priority Package Detail**

Package Type: Standard

Department: *

Short Name: CRI Debt Service to REET 1

Package ID #: 813

Category:

Distribution Code		Description/Explanation	Amount
FUND191		SUB TOTAL - PRIORITY PACKAGE REVENUES:	\$1,000,000
215.3173899705	OpT- 191 CRI		\$1,000,000
215.3173899714	OpT- 002 CRI		(\$1,000,000)
215	215	Limited Tax Debt Service	715 Limited Tax Debt Serv 389 2011B (03 REFUNDING)
FUND215		SUB TOTAL - PRIORITY PACKAGE REVENUES:	\$0
GRAND TOTAL - PRIORITY PACKAGE "NEW REVENUES":			\$0

**Snohomish County 2018 Budget - Council
Priority Package Detail**

Package Type: CIP - Capital

Department: *

Short Name: Debt Svc Transfer to REET 1 CIP Pkg

Package ID #: 825

Category:

Description: Companion to PP 813

Transfer \$1,000,000 of CRI Debt Service to REET 1 from GF.

Justification:

SUMMARY EXPENDITURE/REVENUE/FTE BY FUND:

EXPENDITURE/NEW REVENUE DETAIL:

CIP - Capital:

Fund: SubFund:		Division:	Program:		SubProgram:		
215	215	Limited Tax Debt	715	Limited Tax Debt	389	2011B (03	
Category:		2018	2019	2020	2021	2022	2023
215.5173897103	DS Prn - CRI	\$180,000	\$0	\$0	\$0	\$0	\$0
215.5173898303	DS Int - CRI	\$819,700	\$0	\$0	\$0	\$0	\$0
215.5173898503	Legal & Fin Costs - 2011B	\$300	\$0	\$0	\$0	\$0	\$0
Program Totals:		\$1,000,000	\$0	\$0	\$0	\$0	\$0
GRAND TOTAL - CIP EXPENDITURES:		\$1,000,000	\$0	\$0	\$0	\$0	\$0

CIP - Funding Source:

Funding Source	2018	2019	2020	2021	2022	2023
REET I	\$1,000,000	\$0	\$0	\$0	\$0	\$0
GRAND TOTAL - CIP REVENUES:	\$1,000,000	\$0	\$0	\$0	\$0	\$0

**Snohomish County 2018 Budget - Council
Priority Package Detail**

Package Type: Standard

Department: *

Short Name: 16 Trnsfr Courthouse Debt Svc to REET 1

Package ID #: 828

Category:

Description: Companion to PP 829

Transfer \$627,950 of Courthouse Debt Service from GF to REET 1 and add to GF fund balance.

Justification:

SUMMARY EXPENDITURE/REVENUE/FTE BY FUND:

Expenditures Package Summary		
FUND 002		(\$627,950)
FUND 191		\$627,950
FUND 215		\$0
TOTAL - EXPENDITURES		\$0

Revenues Summary		
FUND 002		(\$627,950)
FUND 191		\$627,950
FUND 215		\$0
TOTAL - REVENUES:		\$0

EXPENDITURE/NEW REVENUE DETAIL:

Expenditures:

Distribution Code	Description/Explanation	Amount
002.5169905544	OpT-409 New Courthouse	(\$627,950)
	002 002 General Fund 657 Nondepartmental 990 Miscellaneous	(\$627,950)
	FUND 002 SUB TOTAL - PRIORITY PACKAGE EXPENDITURES:	(\$627,950)
191.5169909700	OpT-409 Courthouse	\$627,950
	191 001 1st Qtr % REET 648 Sb 4972 Capital Impro 990 SB 4872 -- REET 1	\$627,950
	FUND 191 SUB TOTAL - PRIORITY PACKAGE EXPENDITURES:	\$627,950
215.5174098301	DS Int - Courthouse	\$0
	215 215 Limited Tax Debt Serv 715 Limited Tax Debt Serv 409 2013 Bonds	\$0
	FUND 215 SUB TOTAL - PRIORITY PACKAGE EXPENDITURES:	\$0
	GRAND TOTAL - PRIORITY PACKAGE EXPENDITURES:	\$0

NEW Revenue:

Distribution Code	Description/Explanation	Amount
002.3169900800	Fund Balance	(\$627,950)
	002 002 General Fund 657 Nondepartmental 990 Miscellaneous	(\$627,950)
	FUND 002 SUB TOTAL - PRIORITY PACKAGE REVENUES:	(\$627,950)
191.3169900800	Fund Balance	\$627,950
	191 001 1st Qtr % REET 648 Sb 4972 Capital Impro 990 SB 4872 -- REET 1	\$627,950
	FUND 191 SUB TOTAL - PRIORITY PACKAGE REVENUES:	\$627,950
215.3174099706	OpT- 002 New Courthouse	(\$627,950)

**Snohomish County 2018 Budget - Council
Priority Package Detail**

Package Type: Standard

Department: *

Short Name: 16 Trnsfr Courthouse Debt Svc to REET 1

Package ID #: 828

Category:

215.3174099708	OpT- 191 Courthouse		\$627,950
	<u>215</u> <u>215</u> <u>Limited Tax Debt Service</u>	<u>715</u> <u>Limited Tax Debt Serv</u> <u>409</u> <u>2013 Bonds</u>	\$0
	<u>FUND215</u>	SUB TOTAL - PRIORITY PACKAGE REVENUES:	\$0
		GRAND TOTAL - PRIORITY PACKAGE "NEW REVENUES":	\$0

**Snohomish County 2018 Budget - Council
Priority Package Detail**

Package Type: CIP - Capital

Department: *

Short Name: 16 Trnsfr Courthouse Debt Svc to REET 1 CIP

Package ID #: 829

Category:

Description: Companion to PP 828

Transfer \$627,950 of Courthouse Debt Service to REET 1.

Justification:

SUMMARY EXPENDITURE/REVENUE/FTE BY FUND:

EXPENDITURE/NEW REVENUE DETAIL:

CIP - Funding Source:

Funding Source	2018	2019	2020	2021	2022	2023
General Fund	(\$627,950)	\$0	\$0	\$0	\$0	\$0
REET I	\$627,950	\$0	\$0	\$0	\$0	\$0
GRAND TOTAL - CIP REVENUES:	\$0	\$0	\$0	\$0	\$0	\$0

**Snohomish County 2018 Budget - Council
Priority Package Detail**

Priority: _____ **Department:** 18 Facilities Management

Short Name: 18 South Precinct **Package ID #:** 670

Special Factor: _____ **Percent of Package Driven by Factor:** _____

Description: Companion to Standard Package 672
 \$100,000 in General Fund revenue for:
 SHERIFF'S SOUTH PRECINCT (\$100,000) Siting, design, and construction of the South Precinct of the Snohomish County Sheriff's Office.

Justification:

EXPENDITURE/NEW REVENUE DETAIL:

CIP - Capital:

Fund: SubFund: Division: Program: SubProgram:
 300 005 Sheriff-South 811 Construction 005 South Precinct

Category:	2018	2019	2020	2021	2022	2023
300.505180056000 Capital Costs	\$100,000	\$0	\$0	\$0	\$0	\$0
Program Totals:	\$100,000	\$0	\$0	\$0	\$0	\$0
GRAND TOTAL - CIP EXPENDITURES:	\$100,000	\$0	\$0	\$0	\$0	\$0

CIP - Funding Source:

Funding Source	2018	2019	2020	2021	2022	2023
General Fund	\$100,000	\$0	\$0	\$0	\$0	\$0
GRAND TOTAL - CIP REVENUES:	\$100,000	\$0	\$0	\$0	\$0	\$0

**Snohomish County 2018 Budget - Council
Priority Package Detail**

Priority:

Department: *

Short Name: 18 OpT for South Precinct & CIP Rev Pkg

Package ID #: 671

Special Factor:

Percent of Package Driven by Factor:

Description: Companion to PP 670

\$100,000 from GF to Fund 300 for siting, design, and construction of the Sheriff's South Precinct.

Justification:

EXPENDITURE/NEW REVENUE DETAIL:

Expenditures:

Distribution Code	Description/Explanation	Amount
002.5169905502	OpT-Out Cap Project OpT to Facilities for South Precinct	\$100,000
	002 002 General Fund 657 Nondepartmental 990 Miscellaneous	\$100,000
	FUND 002 SUB TOTAL - PRIORITY PACKAGE EXPENDITURES:	\$100,000
	GRAND TOTAL - PRIORITY PACKAGE EXPENDITURES:	\$100,000

NEW Revenue:

Distribution Code	Description/Explanation	Amount
002.3169900800	Fund Balance	\$100,000
	002 002 General Fund 657 Nondepartmental 990 Miscellaneous	\$100,000
	FUND002 SUB TOTAL - PRIORITY PACKAGE REVENUES:	\$100,000

Distribution Code	Description/Explanation	Amount
300.305180059701	OpT-Capital Project OpT from GF for South Precinct	\$100,000
	300 005 Sheriff-South Precinct BI 811 Construction Support 005 South Precinct Project	\$100,000
	FUND300 SUB TOTAL - PRIORITY PACKAGE REVENUES:	\$100,000
	GRAND TOTAL - PRIORITY PACKAGE "NEW REVENUES":	\$200,000

**Snohomish County 2018 Budget - Council
Priority Package Detail**

Package Type: Standard

Department: *

Short Name: 18 Parking Rates Rev & Debt Svc

Package ID #: 804

Category:

Description: Companion to PP 824

Motion increasing parking rates was not adopted. This package therefore eliminates the expected revenue from the increased parking rates, which was to be used for CRI debt service, and replaces the CRI debt service with REET 1 funds.

Justification:

SUMMARY EXPENDITURE/REVENUE/FTE BY FUND:

Expenditures Package Summary		
FUND 191		\$145,426
FUND 215		(\$145,426)
FUND 511		(\$145,426)
TOTAL - EXPENDITURES		(\$145,426)

Revenues Summary		
FUND 191		\$145,426
FUND 215		\$0
FUND 511		(\$145,426)
TOTAL - REVENUES:		\$0

EXPENDITURE/NEW REVENUE DETAIL:

Expenditures:

Distribution Code	Description/Explanation	Amount
191.5169905552	OpT-359 CRI	\$145,426
	191 001 1st Qtr % REET 648Sb 4972 Capital Impro 990 SB 4872 -- REET 1	\$145,426
	FUND 191 SUB TOTAL - PRIORITY PACKAGE EXPENDITURES:	\$145,426
Distribution Code	Description/Explanation	Amount
215.5173598303	DS Int - CRI	(\$145,426)
	215 215 Limited Tax Debt Serv 715 Limited Tax Debt Serv 359 2010 A	(\$145,426)
	FUND 215 SUB TOTAL - PRIORITY PACKAGE EXPENDITURES:	(\$145,426)
Distribution Code	Description/Explanation	Amount
511.5180015502	OpT-359 CRI	(\$145,426)
	511 511 Facility Services Fund 801 Administrative Servic 001 County Parking Operations	(\$145,426)
	FUND 511 SUB TOTAL - PRIORITY PACKAGE EXPENDITURES:	(\$145,426)
	GRAND TOTAL - PRIORITY PACKAGE EXPENDITURES:	(\$145,426)

NEW Revenue:

Distribution Code	Description/Explanation	Amount
191.3169900800	Fund Balance	\$145,426
	191 001 1st Qtr % REET 648Sb 4972 Capital Impro 990 SB 4872 -- REET 1	\$145,426
	FUND 191 SUB TOTAL - PRIORITY PACKAGE REVENUES:	\$145,426
Distribution Code	Description/Explanation	Amount
215.3173599702	OpT-511 CRI	(\$145,426)
215.3173599705	OpT-191 CRI	\$145,426
	215 215 Limited Tax Debt Service 715 Limited Tax Debt Serv 359 2010 A	\$0

**Snohomish County 2018 Budget - Council
Priority Package Detail**

Package Type: Standard

Department: *

Short Name: 18 Parking Rates Rev & Debt Svc

Package ID #: 804

Category:

Distribution Code	Description/Explanation	Amount
	FUND215	
	SUB TOTAL - PRIORITY PACKAGE REVENUES:	\$0
511.3180014930	Interfund Dept Pd Parking Rev	(\$29,620)
511.3180016230	Public Parking Revenue	(\$26,707)
511.3180016250	Employee Parking Revenue	(\$89,099)
	511 511 Facility Services Fund	
	801 Administrative Serv	
	001 County Parking Operations	
	SUB TOTAL - PRIORITY PACKAGE REVENUES:	(\$145,426)
	FUND511	
	SUB TOTAL - PRIORITY PACKAGE REVENUES:	(\$145,426)
	GRAND TOTAL - PRIORITY PACKAGE "NEW REVENUES":	\$0

**Snohomish County 2018 Budget - Council
Priority Package Detail**

Package Type: CIP - Capital

Department: *

Short Name: 18 Parking Rates Rev & Debt Svc CIP Pkg

Package ID #: 824

Category:

Description: Companion to PP 804

Replace eliminated parking rate revenue increase originally to be used for CRI debt service with REET 1.

Justification:

SUMMARY EXPENDITURE/REVENUE/FTE BY FUND:

EXPENDITURE/NEW REVENUE DETAIL:

CIP - Capital:

Fund: SubFund:		Division:	Program:		SubProgram:		
215	215 Limited Tax Debt	715 Limited Tax Debt	359	2010 A			
Category:		2018	2019	2020	2021	2022	2023
215.5173598303	DS Int - CRI	\$145,426	\$0	\$0	\$0	\$0	\$0
Program Totals:		\$145,426	\$0	\$0	\$0	\$0	\$0
GRAND TOTAL - CIP EXPENDITURES:		\$145,426	\$0	\$0	\$0	\$0	\$0

CIP - Funding Source:

Funding Source	2018	2019	2020	2021	2022	2023
REET I	\$145,426	\$0	\$0	\$0	\$0	\$0
GRAND TOTAL - CIP REVENUES:	\$145,426	\$0	\$0	\$0	\$0	\$0