



SNOHOMISH COUNTY COUNCIL
SNOHOMISH COUNTY, WASHINGTON

AMENDED ORDINANCE NO. 03-139

ADOPTING THE 2004-2009 CAPITAL IMPROVEMENT PROGRAM
AS A PART OF SNOHOMISH COUNTY'S
GROWTH MANAGEMENT ACT COMPREHENSIVE PLAN AND AMENDING
AMENDED ORDINANCE NO. 94-125

WHEREAS, the Growth Management Act (GMA) requires counties to adopt, as part of a GMA comprehensive plan (GMACP), a capital facilities element that includes a six-year plan providing for the financing of capital facilities within projected funding capacities and clearly identifying sources of public money for such purposes; and

WHEREAS, the County Council adopted the 1995-2000 Capital Plan, along with other mandatory elements of Snohomish County's Growth Management Act Comprehensive Plan (GMACP), on June 28, 1995; and

WHEREAS, the County Council has adopted periodic updates to the capital improvement program (CIP) since 1995 including, most recently, the 2003-2008 Capital Improvement Program; and

WHEREAS, section 6.50 of the Snohomish County Charter requires the county council to adopt a six-year capital improvement program as an adjunct to the annual budget, including a balance of proposed expenses and potential revenue sources; and

WHEREAS, section 4.26.024 of the Snohomish County Code requires the county executive on an annual basis to prepare a capital improvement program for the next six fiscal years pursuant to the county charter and the GMA; and

WHEREAS, capital facilities Policy CF 1.B.1 of the General Policy Plan (GPP) requires that the county prepare and adopt, at least once every two years, a six-year capital improvement plan that identifies projects, outlines a schedule, and designates realistic funding sources for all county capital projects; and

WHEREAS, pursuant to the County Charter and Code, the County Council plans to update its six-year capital improvement program (CIP) concurrently with the 2004 budget process; and

WHEREAS, the Planning Commission held a work session on August 26, 2003, and a public hearing on September 23, 2003, on the 2004-2009 CIP; and

WHEREAS, the County Council held public hearings on November 12, 2003 and November 19, 2003, to consider the Planning Commission's recommendations as well as public testimony on the 2004-2009 CIP; and

WHEREAS, the County Council considered the 2004-2009 CIP concurrently with the 2004 budget; and

WHEREAS, the County Council considered the entire hearing record including the Planning Commission's recommendation, and written and oral testimony submitted during the public hearings.

NOW, THEREFORE, BE IT ORDAINED:

Section 1. The County Council adopts the foregoing recitals as findings and conclusions.

Section 2. The County Council makes the following additional findings and conclusions:

- A. The 2004-2009 CIP is a six-year financing plan that is consistent with the directives of the GMA, the Countywide Planning Policies for Snohomish County, and the county's GMACP, including the directives of the General Policy Plan (GPP) and the Capital Facilities Plan / Year 2001 Update. The 2004-2009 CIP meets the capital planning requirements contained in the Snohomish County Charter and Code. The new CIP updates and replaces the previously adopted 2003-2008 Capital Improvement Plan.
- B. The Department of Public Works has updated information within the roads inventory and associated documents, including the Transportation Improvement Program, the Transportation Needs Report and the Annual Construction Program, which support the Transportation Element of the GMACP. This updated information has been used in the preparation of the transportation component of the 2004-2009 CIP.
- C. The adoption of the 2004-2009 CIP satisfies the policy direction contained in CF Objective 1.B of the GPP to develop a six-year financing program for capital facilities that meets the requirements of the GMA, achieves the county's levels-of-service objectives, and is within its financial capabilities to carry out.
- D. The adoption of the 2004-2009 CIP satisfies the policy direction contained in CF Policy 1.B.1 of the GPP to prepare and adopt at least once every two years a six-year capital improvement program that identifies projects, outlines a schedule, and designates realistic funding sources for all county capital projects.
- E. The 2004 -2009 CIP furthers the GMA's goals of encouraging urban development in urban areas and ensuring the provision of adequate public facilities. It identifies short and intermediate term capital facility needs based upon the same population forecasts which drive the land use element. In addition, the projected need for

○ parks, roads and other county facilities is predicated on the increasingly urban population base directed by the land use element, and the CIP focuses county infrastructure investment within UGAs.

- F. The 2004-2009 CIP specifies proposed funding sources for the planned capital facilities and contains a "statement of assessment" which addresses the need for a reassessment of land use or other comprehensive plan elements if a particular funding source experiences a shortfall in revenue that causes the level-of-service for a facility classified as necessary to support development to fall below the minimum level identified in the CFP.
- G. In compliance with the State Environmental Policy Act (SEPA), on September 11, 2003, planning staff issued Addendum No. 39 to the 1995 Final Environmental Impact Statement (FEIS) for the GMACP. The addendum concludes that the recommended amendments are within the scope of analysis contained in the FEIS and associated adopted environmental documents and result in no new significant adverse environmental impacts. The addendum performs the function of apprising the public of refinements to the GMACP by adding new information, but does not substantially change the analysis of significant impacts and alternatives analyzed in the existing adopted environmental documents.
- H. The Planning Commission and County Council conclude that the environmental review conducted satisfies SEPA requirements.
- I. The Planning Commission conducted a public hearing on September 23, 2003, considered the public testimony and the full public record in preparing its recommendation and has met the applicable public participation requirements of county code and state law.
- J. The GMA allows the county to amend the GMACP more frequently than once per year if the amendment is to the capital facilities element and occurs concurrently with the adoption or amendment of the county's budget. This criterion is met because this ordinance will be considered concurrently with the county's 2004 budget ordinance, fulfilling both the GMA and the Snohomish County Charter and Code requirements that tie the capital improvement program to the budget.

Section 3. The County Council bases its findings and conclusions on the entire record of the Planning Commission and the County Council, including all testimony and exhibits.

Section 4. Section 4 of Amended Ordinance No. 94-125, adopted on June 28, 1995, and last amended by Ordinance No. 02-052 on November 20, 2002 is hereby amended to read:

○ Section 4. Based on the foregoing findings and conclusions, the county council hereby adopts the Snohomish County GMA Comprehensive Plan required by the Growth

Management Act consisting of the General Policy Plan and Future Land Use Map, the Transportation Element, and the Capital Facilities Element. Attached hereto as Exhibit A is the General Policy Plan element of the comprehensive plan. As part of the GMA Comprehensive Plan, the county council hereby adopts the agricultural, forest land and mineral land designations shown in the Future Land Use map attached to the General Policy Plan and shown in parcel specific detail on a set of county assessor's maps, attached hereto as Exhibit B. As part of the GMA Comprehensive Plan, the county council also adopts the Transportation Element, attached hereto as Exhibit C, and the capital facilities element, which consists of the following documents: Snohomish County Capital Facilities Plan / Year 2001 Update, attached to Ordinance 01-089 as Exhibit A, as later amended by Amended Ordinance 01-111; 2004-2009 Capital Improvement Program, attached to Amended Ordinance 03-139 as Exhibit A; Arlington School District Capital Facilities Plan 2002-2007 attached to Ordinance No. 02-052 as Exhibit D-1; Darrington School District #330 Capital Facilities Plan 2002-2007, attached to Ordinance No. 02-052 as Exhibit D-2, Edmonds School District #15 Capital Facilities Plan 2002-2007, attached to Ordinance No. 02-052 as Exhibit D-3; Everett School District Capital Facilities Plan 2002-2007, attached to Ordinance No. 02-052 as Exhibit D-4; Granite Falls School District #332 Capital Facilities Plan 2002-2007, attached to Ordinance 02-052 as Exhibit D-5; Lake Stevens School District #4 Capital Facilities Plan 2002-2007, attached to Ordinance No. 02-052 as Exhibit D-6; Lakewood School District #306 Capital Facilities Plan 2002-2007, attached to Ordinance No. 02-052 as Exhibit D-7; Marysville School District #25 2002-2007 Capital Facilities Plan, attached to Ordinance No. 02-052 as Exhibit D-8; Monroe School District #103 Capital Facilities Plan 2002-2007, attached to Ordinance No. 02-052 as Exhibit D-9; Mukilteo School District #6 Capital Facilities Plan 2002-2007, attached to Ordinance No. 02-052 as Exhibit D-10; Northshore School District No. 417 Capital Facilities Plan 2002-2007, attached to Ordinance No. 02-052 as Exhibit D-11; Snohomish School District Capital Facilities Plan 2002-2007, attached to Ordinance No. 02-052 as Exhibit D-12, Stanwood School District #401 Capital Facilities Plan 2002-2007, attached to Ordinance No. 02-052 as Exhibit D-13; and Sultan School District #311 Capital Facilities Plan 2002-2007, attached to Ordinance No. 02-052 as Exhibit D-14. The 2001 Countywide Comprehensive Park and Recreation Plan, attached to Ordinance 01-108 as Exhibit A is a supplemental part of the General Policy Plan.


Section 5. Based on the foregoing findings of fact and conclusions, the 2004 -2009 Capital Improvement Program, attached hereto as Exhibit A, is hereby adopted as the six-year capital improvement program required by the GMA and section 6.5 of the Snohomish County Charter.

Section 6. The 2004-2009 Capital Improvement Program adopted by this ordinance supersedes all other county capital improvement programs. In the event of any inconsistency between the 2004-2009 Capital Improvement Program and any other capital improvement program adopted by the county, the 2004-2009 Capital Improvement Program shall control.


Section 7. If any section, sentence, clause or phrase of this ordinance shall be held to be invalid or unconstitutional by the Growth Management Hearings Board, or a court of competent jurisdiction, such invalidity or unconstitutionality shall not affect the validity or constitutionality of any other section, sentence, clause or phrase of this ordinance. Provided, however, that if any section, sentence, clause or phrase of this ordinance is held to be invalid by the Board or court of competent jurisdiction, then the section, sentence, clause or phrase in effect prior to the effective date of this ordinance shall be in full force and effect for that individual section, sentence, clause or phrase as if this ordinance had never been adopted.

PASSED this 19th day of November, 2003.

SNOHOMISH COUNTY COUNCIL
Snohomish County, Washington



Chairperson

ATTEST:


Asst. Clerk of the Council

- APPROVED
- EMERGENCY
- VETOED

Date: 12/19/03


County Executive

ATTEST:



Deputy Prosecuting Attorney

Approved as to form only:

Deputy Prosecuting Attorney

Capital
Program

BUILDING FOR THE FUTURE



Snohomish County

YEAR 2004-2009 CAPITAL IMPROVEMENT PROGRAM

AS ADOPTED BY SNOHOMISH COUNTY COUNCIL, NOVEMBER 19, 2003

2004-2009 CAPITAL IMPROVEMENT PROGRAM TABLE OF CONTENTS

Item	Page
Preface	2
Section I: Introduction and Background	3
Section II: Financing Strategies	4
General Strategies	5
Real Estate Excise	5
Voted Issues	6
Exhibit 1: Future Election Dates and Related Milestones	6
Financing Method	6
Exhibit 2: Description of Revenue Sources	7
Revenues Estimates	8
Section III: 2004 - 2009 CIP Project Summary	9
Capital Definition	9
Exhibit 3: Classification of Projects by Category	9
Exhibit 4: Capital Expenditures by Category & Type	10
Exhibit 5: Capital Expenditures by Revenue Source	10
Exhibit 6: Real Estate Tax Project List	11
Exhibit 7: Departmental Capital Improvement Program List	12
Map 1: Major Parks Projects	14
Map 2: Paine Field Projects	15
Map 3: Transportation Improvement Program	16
Map 4: Surface Water Projects	17
Map 5: Solid Waste Capital Projects	18
Exhibit 8: Description of Projects by Classification	19
Section IV: Statement of Assessment on GMA Goal 12	21
2004-2009 Snohomish County CIP Statement of Assessment	21
Section V: Detail Departmental Capital Improvement Program	23
Public Works	24
Parks & Recreation	47
Nondepartmental	91
Debt Service	92
Facilities Management	100
Airport	105
Section VI: Text of Statements of Assessment	113
1. Global Statement	114
2. Public Works Department	129
2a. Public Works Surface Water Management	130
2b. Public Works Department Roads	131
3. Department of Parks and Recreation	138
4. Facilities of Other Public Agencies	142

PREFACE

The 2004-2009 Capital Improvement Program (CIP) is a component of the 2001 Capital Facilities Plan. This Snohomish County Executive's Recommended CIP was submitted to and adopted unanimously by the Snohomish County Planning Commission for their review in a public hearing on September 23, 2003. The Program was forwarded to the Council for their adoption on September 26, 2003 in conjunction with the Executive's 2004 Recommended Budget. The amended Program was passed by the Snohomish County Council on November 19th, 2003. The County Executive signed the Program into law on December 9, 2003

SECTION II: INTRODUCTION AND BACKGROUND

As part of the annual budget process, the county adopts a Six-Year Capital Improvement Program (CIP). The CIP is a component of the Capital Facilities Plan but is a physically separate document that fulfills two separate, but related, responsibilities of the County under state and local law:

1. The Snohomish County Charter requires adoption of a CIP for all county facilities as a part of the budget process. This six-year capital plan includes 2003 budget elements as the first year of the CIP and projected elements for the years that follow.
2. In addition, the state Growth Management Act (GMA) requires adoption of a six-year financing program "that will finance . . . capital facilities within projected funding capacities and clearly identifies sources of public money for such purposes." RCW 36.70A.070(3)(d).

Pursuant to Snohomish County Code, the County combines the CIP required by the charter and the six-year financing program required by the GMA into one document. SCC 4.26.024. More information about the GMA component of this CIP is included in Section IV.

The CIP document fulfills the County's financial planning responsibilities under two separate mandates. It includes discussion and analysis of public facilities necessary for development under the Growth Management Act (GMA)(GMA facilities) as well as other public facilities and services that are provided by the County but not "necessary for development"(non-GMA facilities). As does the 2001 update of the CFP, the CIP distinguishes between GMA and non-GMA facilities because the GMA requires additional analysis to determine whether funding meets existing needs in those services that are necessary for development.

The CIP includes a six-year capital construction and investment program for specific projects and purchases for public facilities and services owned by the County, and specifies revenues that will finance such capital facilities within projected funding capacities. Part of the function of the CIP is to clearly identify sources of public money for such purposes. The CIP incorporates by reference the annual Transportation Improvement Program and its supporting documents for the surface transportation capital construction program. For GMA facilities, the CIP also includes a determination, consistent with RCW 36.70A.070(3)(e), (6) and RCW 36.70A.020(12)(Goal 12), whether probable funding and other measures fall short of meeting existing needs as determined by the adopted minimum level of service standards. If funding and other measures are found to be insufficient to ensure that new development will be served by adequate facilities, the GMA requires the County to take action to ensure that existing identified needs are met. This process is known as "Goal 12 Reassessment" and is discussed in Section IV.

The *2004-2009 Capital Improvement Program*, like the 2004-2009 CIP, divides the County's capital projects into three broad categories: 1.) General Governmental; 2.) Transportation; and 3.) Proprietary. General Governmental activities are primarily tax and user fee supported, and are organized by facility type. Several departments are represented in the general governmental category, including Superior Court, District Court, County Clerk, Juvenile Court, Sheriff, Prosecuting Attorney, Corrections, Medical Examiner, Human Services, Planning, Parks & Recreation, Assessor, Auditor, Finance, Treasurer, and Facilities Management.

The state growth management legislation calls for transportation to be examined as a separate comprehensive plan element (the Transportation Element). The Transportation Element is implemented by the separately adopted 2004 - 2009 Transportation Improvement Program (TIP). The TIP should be referred to for any details regarding the location and timing for specific projects. Summary information for transportation projects are also included in this document solely for coordination with other capital facility programming to facilitate a comprehensive look at the county's capital financing needs. Proprietary activities rely primarily on fees generated from the sale of goods and services for their operations. The proprietary category includes Surface Water and Solid Waste.

The process for developing the county's Capital Improvement Program is integrated within the annual budget development process. During the budget preparation process, departments submit their requests for capital dollars, including major capital facility project requests. This information is transmitted to the County Finance Department, which updates the database and works with departments to refine figures and develop improved maintenance and operation costs. The County Executive then develops a recommended Capital Improvement Program for presentation to the Council as part of the annual budget.

SECTION II: FINANCING STRATEGIES

Capital funding for general government, transportation and proprietary projects emanates primarily from operating revenues, grants, local improvement districts, latecomer fees, and mitigation fees. General governmental, transportation, and proprietary operations all use such debt financing strategies as bonding and leasing to help fund improvements. At this point the similarities between general governmental and proprietary capital projects end.

In Washington State it is generally easier to fund proprietary capital improvements than general governmental improvements. Should a council decide that it is in municipalities' best interest to carry out a proprietary improvement, it may unilaterally elect to increase charges for commodities like surface water, solid waste tipping fees, or airport leases.

In the general governmental area, however, Washington State Law limits: 1.) The sources municipalities can use to raise funds for capital improvements; 2.) The tax rates that can be charged to raise funds for capital improvements; and 3.) The amount of general obligation debt (capacity) that can be issued to raise funds for capital improvements. Another complicating factor in general governmental capital funding is reliance on voter

approved bond issues. This creates uncertainty regarding if, and when, certain improvements will take place.

After reviewing the extensive list of capital requests submitted by departments, and comparing them with anticipated revenues, it is apparent that financing capital needs will be challenging in future years. In response, the *Capital Improvement Program* adopts the following five general strategies.

General Strategies

Looking across all department lines, the program calls for:

- 1.) Non-“brick & mortar” solutions be utilized wherever possible;
- 2.) Similar departmental capital needs be combined wherever possible for efficiencies and cost savings;
- 3.) Stretch Real Estate Excise Tax dollars by issuing intermediate term bonds;
- 4.) Existing resources be fully utilized prior to the purchase, or construction of new facilities;
- 5.) Revenue generating activities move to funding capital improvements from receipts, rather than relying on Real Estate Excise Tax or General Fund revenues.

Snohomish County’s six-year capital financing plan hinges on specific policies in the areas of Real Estate Excise Taxes; voter approved issues, statutory changes, and funding strategies. These policies are presented below.

Real Estate Excise

During 1999 budget deliberations, the Snohomish County Council adopted six Real Estate Excise Tax policies:

- 1.) Total debt service financed by Real Estate Excise Taxes (REET), should amount to no more than 50% of total REET revenues;
- 2.) Up to 75% of the available revenues from either REET 1, or REET 2 may be used for debt service, so long as the total used for debt repayment does not exceed 50%.
- 3.) A reserve equal to either \$500,000, or 20% of total indebtedness, which ever is higher, should be established from REET 1 dollars;
- 4.) Future budgets should include the following allocations: \$500,000 in REET 2 for surface water management and related endangered species projects; \$500,000 in REET 1 or 2 for direct endangered species projects; and \$500,000 in REET 1 for building repair and remodeling projects;
- 5.) When actual REET revenues exceed budget estimates, excess funds should be appropriated in the next year’s budget cycle. The first use of excess funds should be to meet reserve requirements, then consideration should be given to early retirement of outstanding debt;
- 6.) Projects financed with REET funds should be for terms that are:
 - a.) No longer than the usable life of the project, and
 - b.) For shorter terms if the County is close to the 50% debt limit.

Voted Issues

Voter approved issues add a level of uncertainty to funding capital projects. If the voters vote no, the revenue required to fund the project would not be available. The 2004-2009 Capital Improvement Program proposes no voter-approved issues. For information purposes, we have included, as Exhibit 1, possible election dates and the date council approved and Executive signed ordinances are due to the County Auditor during the period 2004 – 2009 that would be critical if the County sought to put voter approved issues on the ballot.

EXHIBIT 1: FUTURE ELECTION DATES AND RELATED MILESTONES

Action	2004	2005	2006	2007	2008
<i>February Election:</i>					
Ordinance to Auditor	20-Dec-03	25-Dec-04	24-Dec-05	23-Dec-06	21-Dec-07
Election Date	3-Feb-04	8-Feb-05	7-Feb-06	6-Feb-07	5-Feb-08
<i>March Election:</i>					
Ordinance to Auditor	24-Jan-04	22-Jan-05	21-Jan-06	26-Jan-07	25-Jan-08
Election Date	9-Mar-04	8-Mar-05	7-Mar-06	13-Mar-07	11-Mar-08
<i>April Election:</i>					
Ordinance to Auditor	13-Mar-04	12-Mar-05	11-Mar-06	10-Mar-07	7-Mar-08
Election Date	27-Apr-04	26-Apr-05	25-April-06	24-Apr-07	22-Apr-08
<i>May Election:</i>					
Ordinance to Auditor	3-Apr-04	2-Apr-05	1-Apr-06	31-Mar-07	04-Mar-08
Election Date	18-May-04	17-May-05	16-May-06	15-May-07	20-May-08
<i>September Election:</i>					
Ordinance to Auditor	7-Aug-04	6-Aug-05	5-Aug-06	4-Aug-07	1-Aug-08
Election Date	21-Sep-04	20-Sep-05	19-Sept-06	18-Sept-07	16-Sept-08
<i>November Election:</i>					
Ordinance to Auditor	18-Sep-04	24-Sep-05	23-Sep-06	22-Sep-07	19-Sep-08
Election Date	2-Nov-04	8-Nov-05	7-Nov-06	6-Nov-07	4-Nov-08

Financing Method

In order to stretch limited capital dollars, as well as minimize bond covenants that may limit County options, this program adopts the following policies:

- 1.) Capital projects will normally be financed for the life of the improvement. The use of debt less than ten years, is encouraged when Real Estate Excise Tax debt service exceeds 50%;
- 2.) Since the County has ample unused debt capacity, future airport, surface water, and other potential revenue bond issues will be considered as general obligation offerings. Solid Waste capital funding would need to be evaluated separately, with input from bond counsel and underwriters of existing offerings.

EXHIBIT 2: DESCRIPTION OF REVENUE SOURCES

Below is a description of the various revenue sources used to fund the Capital Improvement Program. The County Council must appropriate all revenue sources before they are used on a capital project.

Method of Funding	Description
REET I & II	Real Estate Excise Taxes (REET) are taxes applied to sale of real estate. In unincorporated areas, the County collects an amount equal to 0.5% of the transaction. The proceeds are divided equally between REET I and REET II. REET I may be used for planning, acquisition, construction, repair or improvement of roads, surface water, parks, law enforcement, fire protection, or County administration projects. REET II may be used for planning, acquisition, construction, repair or improvement of roads, surface water, or parks projects. Projects must be included in the Capital Improvement Program to qualify.
General Fund	General Fund appropriations are funds appropriated by the County Council from the County's General Fund. General Fund revenue supports general government services including most law and justice services. Sources of general fund revenue include property taxes, sale tax, fines, fees, and charges for services and investment earnings.
Special Revenue Funds	Special Revenue Funds, like the General Fund, derive revenue from taxes, charges for services, and other general governmental sources such as state shared revenues. Unlike the General Fund, Special Revenue Fund expenditures are limited by statute or ordinance to specific purposes. The Road Fund, Planning's Community Development Fund, and Parks' Mitigation Fund are examples of Special Revenue Funds.
Debt Proceeds	In many instances, the County funds a major capital improvement with short term or long-term debt. An example in this CIP is the Regional Justice Center. The County will identify a stream of revenue within its budget for paying debt service. Sources of this stream of revenue include the other fund elements referenced within this exhibit. In the instance of the Campus Redevelopment Initiative, the county is funding debt service through appropriations from REET I and the General Fund.
Proprietary Funds	Proprietary Funds include the following funds: Surface Water Management, Rivers, Solid Waste, Public Works Trust Fund, Fleet Management, Pits and Quarries, Park Construction, Information Services, Airport and other smaller funds. Each of these proprietary funds has a dedicated source of revenue that may be appropriated by the County Council for capital projects. Sources of proprietary funds include fees, taxes, grants, local improvement district charges, impact fees, investment earnings, and charges for services rendered.
Grants	Grants are amounts received from the federal and state government and other entities in response to a grant application from the County. They usually fund a specific project or type of project within a given type of facility. For example, the County might receive a grant that funds a portion of one road project.

Snohomish County 2004-2009 Capital Improvement Program

Councilmanic Bond Funds	Councilmanic Bond Funds are proceeds of debt authorized under the authority of the County Council. While limits exist for Councilmanic and Voted Bond funds, the County's level of related bond debt is well below limits in both categories.
Voted Bond Funds	Voted Bond Funds are the proceeds of debt authorized through a public election.
Mitigation Fees	Mitigation Fees are fees charged to new construction projects within the County. The proceeds are used in Roads and Parks proprietary funds to pay for construction and land purchases that respond to impacts from growth within the County.
Other Funds	This designation of funding for CIP projects includes specific funds that are not specifically identified in the CIP because of their size. Revenues from these funds must meet the same tests as other fund sources for revenue adequacy. Other Funds include Fleet Management Fund, Pits and Quarries Fund, Information Services Fund, Emergency Management System Fund, Interlocal Funds and Airport Fund.
Prior Year Appropriations	When capital construction fund amounts are set aside from prior year appropriations, they are being reserved for projects referenced within the CIP. However, since the projects are not complete and portions or all of the related expenditures have not yet been made, the projects still are included in the CIP. The amounts are shown as funding sources in the year that they will be expended.

Revenue Estimates

Many sources of government revenue are fairly predictable (e.g., property tax). However, some revenue sources (e.g., federal and state grants) are difficult to predict on a case-by-case basis, but can be reasonably predicted in the aggregate. Future year revenues are predicted based upon known commitments and historical trends adjusted for specific economic or other relevant information. The qualitative objective in projecting future revenues available to fund CIP projects is to estimate a reasonable and probable level of future funding.

SECTION III: 2004 - 2009 CIP PROJECT SUMMARY

This section will present a summary of capital projects contained in the 2004-2009 Capital Improvement Program. It will provide several "looks" at information presented by departments.

Capital Definition

The following rules were used in identifying projects other than real property purchase or improvements that are included in the CIP:

- 1.) Individual pieces of equipment with costs of less than \$50,000 and replacement equipment are not included.
- 2.) Large automated systems are regarded as single pieces of equipment.
- 3.) Repair or maintenance expenditures are not included unless an expenditure significantly enhances the value of the property.
- 4.) All REET expenditures are included.
- 5.) Where possible, like projects from one department are aggregated into a single CIP project.

Capital projects can be classified in the following categories:

EXHIBIT 3: CLASSIFICATION OF DEPARTMENTAL PROJECTS BY CATEGORY

Category	Sub-Category	Department/Program
General Governmental	General Services	Facilities Management Information Services PW Equipment Rental
	Parks and Recreation	Parks Department
	Law Enforcement	Corrections Sheriff 800 Megahertz Project
	REET Debt Service	Non-Departmental
Transportation	Ground Transportation	Public Works Roads
Proprietary	Surface Water	PW Surface Water Management
	Solid Waste	PW Solid Waste
	Airport Investments	Airport

On the following pages, four exhibits present various fiscal summaries of the 2004-2009 Capital Improvement Program. Exhibit 4 summarizes improvements by category and type; Exhibit 5 summarizes all projects by revenue source. Exhibit 6 lists all REET funded projects and is also sorted by the department requesting funding for the project. Exhibit 7 includes projects by County department.

Snohomish County 2004-2009 Capital Improvement Program

EXHIBIT 4: CAPITAL EXPENDITURES BY CATEGORY & TYPE

Category	2004	2005	2006	2007	2008	2009	6-Yr Total
Governmental Facilities	35,868,046	20,481,300	14,962,300	2,416,250	960,000	-	74,687,896
Governmental Equipment	3,683,974	2,267,877	1,708,320	3,057,544	4,960,465	3,620,364	19,298,544
Parks and Recreation - Land and Facilities	30,371,218	7,302,777	4,493,205	3,823,045	3,829,729	4,234,015	54,053,989
Law Enforcement Facilities	56,503,500	-	-	-	-	-	56,503,500
Debt Service and Reserves	9,602,777	7,771,727	6,350,863	6,102,524	5,689,918	5,690,218	41,208,027
Transportation - Facilities	37,872,000	43,967,000	42,286,000	30,624,000	30,763,000	27,001,000	212,513,000
Surface Water - Facilities	7,032,701	5,919,969	5,948,381	5,853,026	5,699,969	5,699,969	36,154,015
Solid Waste - Facilities	8,446,941	-	-	-	-	-	8,446,941
Airport - Facilities	2,825,000	7,905,000	26,655,000	20,655,000	24,655,000	16,655,000	99,350,000
Total: All Items	192,206,157	95,615,650	102,404,069	72,531,389	76,558,081	62,900,566	602,215,912

EXHIBIT 5: CAPITAL EXPENDITURES BY REVENUE SOURCE

Fund Source	2004	2005	2006	2007	2008	2009	Total
Airport Fund	\$ 1,342,500	\$ 1,812,500	\$ 1,362,500	\$ 1,562,500	\$ 1,522,500	\$ 1,362,500	\$ 8,965,000
Bond Proceeds	99,192,432	5,977,436	20,500,000	17,000,000	17,800,000	6,000,000	166,469,868
Conservation Futures	2,900,000	-	-	-	-	-	2,900,000
County Road	19,719,211	22,731,000	21,284,000	13,779,672	15,346,000	13,981,000	106,840,883
Transportation Grants	19,704,500	26,363,500	30,709,500	20,207,500	21,034,500	22,597,500	140,617,000
Parks Mitigation	1,546,767	1,623,796	1,447,000	1,447,500	1,450,500	1,836,500	9,352,063
REET I	7,550,936	6,026,701	5,727,270	5,478,935	5,066,329	5,066,629	34,916,800
REET II	6,418,344	5,991,997	5,283,000	5,327,996	5,313,496	5,328,503	33,663,336
Solid Waste Fund	8,446,941	-	-	-	-	-	8,446,941
SWM/River Funds	2,401,628	162,500	187,500	187,500	187,500	187,500	3,314,128
Other Funds	14,084,422	13,439,391	14,601,835	6,994,045	8,507,256	6,210,434	63,837,383
Other Grants	803,994	630,000	608,412	468,057	330,000	330,000	3,170,463
Prior Yr Appropriations	15,094,482	3,856,829	693,052	77,684	-	-	19,722,047
Total	\$199,206,157	\$88,615,650	\$102,404,069	\$72,531,389	\$76,558,081	\$62,900,566	\$602,215,912

Snohomish County 2004-2009 Capital Improvement Program

EXHIBIT 6: REAL ESTATE TAX PROJECT LIST

REET I Program/Project	2004	2005	2006	2007	2008	2009	Total
SWM Habitat Restoration	\$15,000	\$15,000	\$15,000	\$15,000	\$15,000	\$15,000	\$90,000
SWM Maintenance Flood Control	\$185,000	\$185,000	\$185,000	\$185,000	\$185,000	\$185,000	\$1,110,000
Parks Cathcart/Martha Lake Airport Bond	\$460,000	\$460,000	\$460,000	\$460,000	\$460,000	\$460,000	\$2,760,000
Parks Preacquisition Property Costs	\$0	\$40,000	\$40,000	\$40,000	\$40,000	\$40,000	\$200,000
DEM Emergency Operations Center Grant	\$73,000	\$0	\$0	\$0	\$0	\$0	\$73,000
1993 - 1995 Bond Capital Project	\$697,330	\$706,550	\$403,150	\$157,350	\$153,150	\$153,845	\$2,271,375
1997 Bond Issue Funding for Honeywell	\$406,900	\$407,400	\$411,700	\$409,500	\$0	\$0	\$1,635,500
2001 Bond Issue Funded Parks	\$476,540	\$476,540	\$476,540	\$476,540	\$476,540	\$476,540	\$2,859,240
2001 Funded Jail Debt Service Sinking Fund	\$3,800,000	\$2,300,000	\$2,300,000	\$2,300,000	\$2,300,000	\$2,300,000	\$15,300,000
2003 Bond Issue Funded Sheriff Gun Range	\$58,136	\$58,356	\$57,816	\$58,006	\$58,166	\$57,716	\$348,196
800 Mhz Bond Issues Funded Debt Service	\$1,379,030	\$1,377,855	\$1,378,064	\$1,377,539	\$1,378,473	\$1,378,528	\$8,269,489
Total REET I	\$7,550,936	\$6,026,701	\$5,727,270	\$5,478,935	\$5,066,329	\$5,066,629	\$34,916,800

REET II Program/Project	2004	2005	2006	2007	2008	2009	Total
SWM DNR Debt and Projects	\$1,158,497	\$1,158,497	\$1,158,500	\$1,158,496	\$1,158,496	\$1,158,496	\$6,950,982
SWM Drainage Infrastructure	\$640,824	\$870,000	\$895,000	\$940,000	\$925,000	\$925,000	\$5,195,824
SWM Habitat Restoration	\$844,115	\$650,000	\$650,000	\$650,000	\$650,000	\$650,000	\$4,094,115
SWM Maintenance Flood Control	\$18,832	\$20,000	\$20,000	\$20,000	\$20,000	\$20,000	\$118,832
SWM Drainage Complaint	\$637,733	\$625,000	\$625,000	\$625,000	\$625,000	\$625,000	\$3,762,733
Community Parks	\$1,700,932	\$1,393,000	\$1,131,396	\$1,106,241	\$1,060,329	\$967,596	\$7,359,494
Fair - Capital	\$50,000	\$50,000	\$50,000	\$50,000	\$50,000	\$50,000	\$300,000
Support-General Improvements	\$699,068	\$669,099	\$691,057	\$719,304	\$748,900	\$779,919	\$4,307,347
Trails-Centennial Trail - Phase I Stage II	\$0	\$2,353	\$0	\$0	\$20,000	\$100,000	\$122,353
1995 Bond Funding Surface Water & Parks	\$503,250	\$494,000	\$0	\$0	\$0	\$0	\$997,250
2003 Bond Issue for Parks, REET II/other funded	\$165,093	\$60,048	\$62,047	\$58,955	\$55,771	\$52,492	\$454,406
Total REET II	\$6,418,344	\$5,991,997	\$5,283,000	\$5,327,996	\$5,313,496	\$5,328,503	\$33,663,336

Snohomish County 2004-2009 Capital Improvement Program

EXHIBIT 7: DEPARTMENTAL CAPITAL IMPROVEMENT PROGRAM LIST

The exhibit below provides a list of all projects that are included in this CIP.

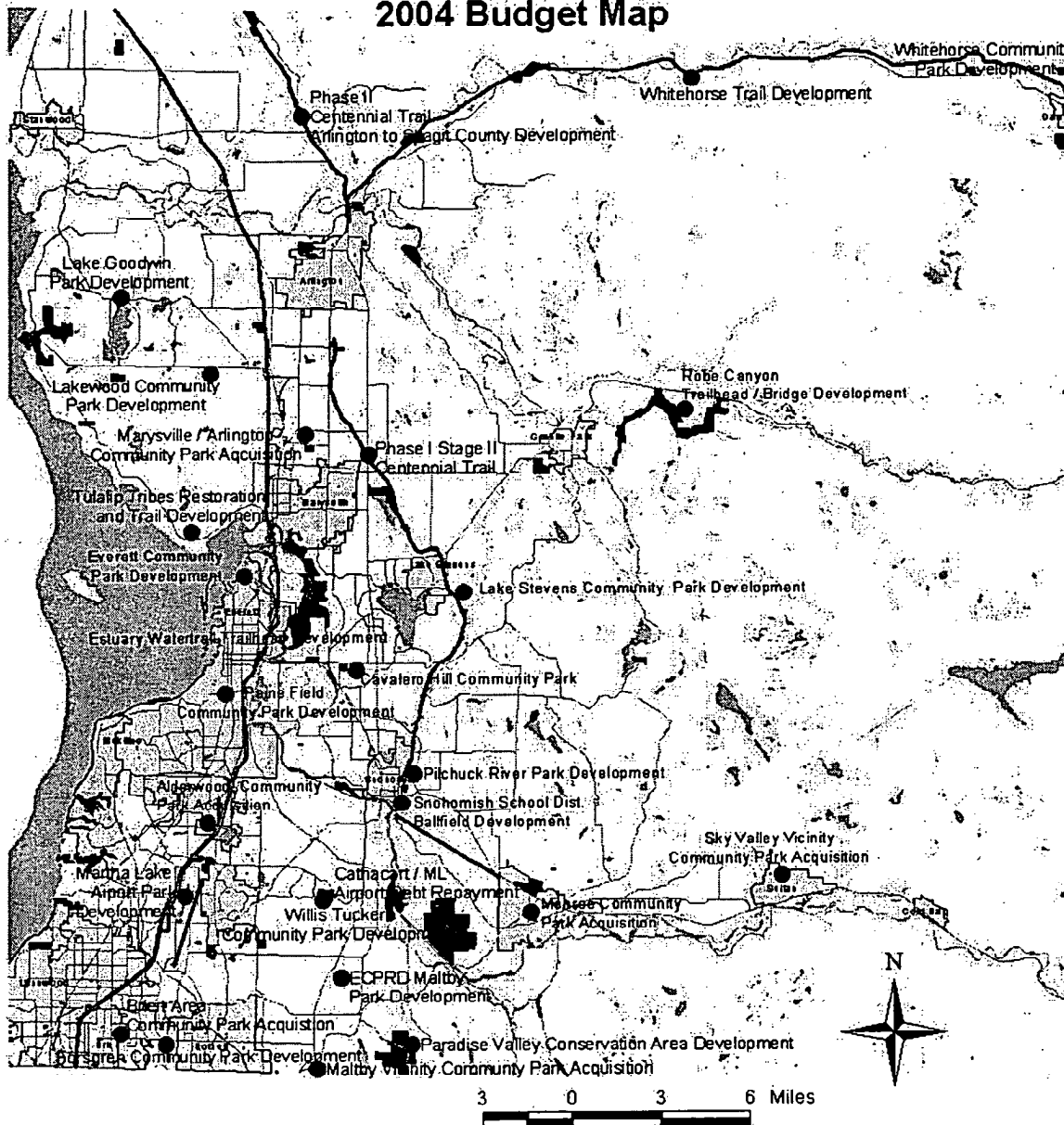
Department/Project	2004	2005	2006	2007	2008	2009	Total
Roads; A: Miscellaneous Engineering	819,000	500,000	311,000	179,000	182,000	186,000	2,177,000
Roads; B: Overlay Projects	3,641,000	3,772,000	3,908,000	4,053,000	4,199,000	4,354,000	23,927,000
Roads; C: NonMotorized Projects	1,165,000	896,000	360,000	372,000	386,000	401,000	3,580,000
Roads; D: Traffic Safety Improvement	6,718,000	3,905,000	7,720,000	3,292,000	3,781,000	3,017,000	28,433,000
Roads; E: Capacity	15,641,000	22,007,000	20,213,000	15,061,000	20,485,000	18,271,000	111,678,000
Roads; F: Bridge Replacement & Rehab	9,591,000	12,304,000	8,124,000	7,106,000	1,149,000	169,000	38,443,000
Roads; G: Drainage	297,000	583,000	1,650,000	561,000	581,000	603,000	4,275,000
Maintenance Building Project	2,000,989	8,281,300	10,326,300	1,730,600	-	-	22,339,189
Solid Waste ARTS Construction	247,731	-	-	-	-	-	247,731
Solid Waste Capital Contingency	250,000	-	-	-	-	-	250,000
Solid Waste Cathcart Blower Replacement	60,000	-	-	-	-	-	60,000
Solid Waste ERTS Demolition	452,033	-	-	-	-	-	452,033
Solid Waste SWRTS Construction	7,437,177	-	-	-	-	-	7,437,177
SWM Category B - UGA RI Projects	676,318	2,477,469	2,477,469	2,477,469	2,477,469	2,477,469	13,063,663
SWM DNR Debtand Projects Category D	2,116,498	1,785,933	1,158,500	1,158,496	1,158,496	1,158,496	8,536,419
SWM Drainage Infrastructure Category B	2,911,836	870,000	895,000	940,000	925,000	925,000	7,466,836
SWM Ebey, Lk Stevens, DNR Category CD	651,691	-	-	-	-	-	651,691
SWM Habitat Restoration Category C	1,540,590	1,472,500	1,475,912	1,335,557	1,197,500	1,197,500	8,219,559
SWM Maintenance Flood Control Category E	484,433	340,000	340,000	340,000	340,000	340,000	2,184,433
SWM Drainage Complaint Category A	767,833	760,000	760,000	760,000	760,000	760,000	4,567,833
Fleet Management	3,683,974	2,267,877	1,708,320	3,057,544	4,960,465	3,620,364	19,298,544
Fleet Mgt Arlington Fleet Facility	1,754,817	-	-	-	-	-	1,754,817
Fleet Mgt Future Capital Projects	600,000	4,540,000	3,960,000	50,000	-	-	9,150,000
Subtotal Public Works	63,507,920	66,762,079	65,387,501	42,473,666	42,581,930	37,479,829	318,192,925
Parks and Recreation							
Conservation Futures	9,633,143	-	-	-	-	-	9,633,143
Fair - Capital	50,000	50,000	50,000	50,000	50,000	50,000	300,000
Alderwood Vicinity Park	1,460,366	150,000	150,000	150,000	150,000	275,000	2,335,366
Brier Vicinity Park	-	207,621	121,250	121,250	121,250	221,250	792,621
Cathcart/Martha Lake Airport Bond	823,599	825,000	825,000	825,000	825,000	825,000	4,948,599
Cavalero Hill Park	-	149,500	806,142	149,500	246,500	206,596	1,558,238
ECRD Maltby Park	54,895	-	-	-	-	-	54,895
Everett Park	283,185	58,000	58,000	58,000	58,000	58,000	573,185
Forsgren Park	141,117	-	-	-	-	-	141,117
Lake Stevens Park	3,606,383	200,000	200,000	200,000	-	-	4,206,383
Lakewood Park	169,805	7,500	8,000	8,000	208,000	8,500	409,805
Maltby Vicinity Park	-	-	-	-	15,700	15,700	31,400
Martha Lake Airport Park	1,579,027	275,000	298,396	298,396	325,000	325,000	3,100,819
Miscellaneous	30,002	-	-	-	-	-	30,002
Monroe Vicinity Park	26,922	127,221	27,000	27,000	27,000	55,000	290,143
Neighborhood Improvement Program	2,349,357	-	-	-	-	-	2,349,357
Paine Field Park	243,621	220,000	220,000	200,000	200,000	200,000	1,283,621
Pilchuck River Park	129,062	200,000	200,000	220,000	220,000	220,000	1,189,062
Sky Valley Vicinity Park	-	6,000	23,110	6,000	6,000	6,000	47,110
Snohomish School District	20,386	-	-	-	-	-	20,386
Whitehorse Park	208,303	312,500	-	-	-	-	520,803
Willis D.Tucker Park	3,131,379	311,500	326,500	326,500	331,829	326,500	4,754,208

Snohomish County 2004-2009 Capital Improvement Program

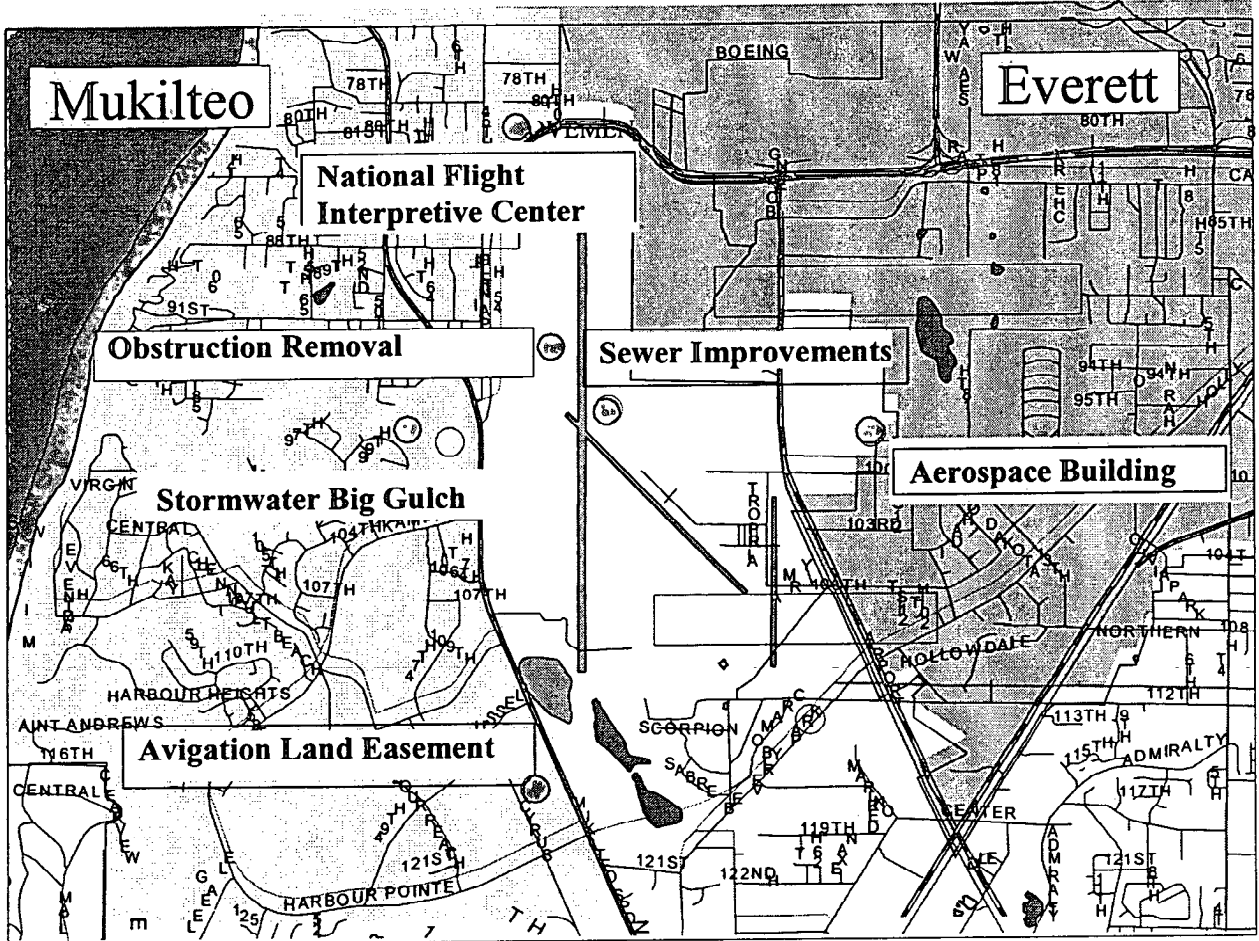
Department/Project	2004	2005	2006	2007	2008	2009	Total
Lake Cassidy Boardwalk	32,000	-	-	-	-	-	32,000
Paradise Valley Conservation Area	-	15,700	15,700	15,700	-	-	47,100
Priority Lands Acquisition	1,107,313	-	-	-	-	-	1,107,313
Snohomish Estuary Water Trail	75,827	26,500	26,500	26,500	26,500	26,500	208,327
Lake Goodwin Park	1,435,911	200,000	200,000	174,845	-	-	2,010,756
Lord Hill/Twin River Quarry	15,190	-	-	-	-	-	15,190
Miscellaneous	54,497	-	-	-	-	-	54,497
Portage Creek Wildlife Area	330,900	-	-	-	-	-	330,900
Robe Canyon Trailhead and Trail	55,840	7,000	7,000	7,500	7,500	7,500	92,340
Spencer Island	100,083	-	-	-	-	-	100,083
Tulalip Tribes	52,019	10,300	10,300	10,300	10,300	10,300	103,519
Special Use-Miscellaneous	13,646	-	-	-	-	-	13,646
Special Use-Shooting Range	221,408	-	-	-	-	-	221,408
Miscellaneous	68,317	-	-	-	-	-	68,317
ADA System-Wide Improvements	26,902	-	-	-	-	-	26,902
General Improvements	709,068	669,099	691,057	719,304	748,900	779,919	4,317,347
Parks Admin Facility/Center	1,711,542	-	-	-	-	-	1,711,542
Preacquisition Property Costs	-	40,000	40,000	40,000	40,000	40,000	200,000
Cicero Bridge	135,234	-	-	-	-	-	135,234
Centennial Trail - Phase I Stage II	284,969	-	-	-	-	365,000	649,969
Centennial Trail - Phase II	-	3,234,336	177,000	177,000	200,000	200,000	3,988,336
Whitehorse Trail	-	-	12,250	12,250	12,250	12,250	49,000
Subtotal Parks and Recreation	30,371,218	7,302,777	4,493,205	3,823,045	3,829,729	4,234,015	54,053,989
Debt Service and Nondepartmental							
Emergency Operations Center Grant 1993 - 1995 Bond Medical Ex, Safety Lot, & Denney	73,000	-	-	-	-	-	73,000
1995 Bond -Surface Water & Parks	697,330	706,550	403,150	157,350	153,150	153,845	2,271,375
1997 Bond- Honeywell	503,250	494,000	-	-	-	-	997,250
2001 Bond - Funded Parks	406,900	407,400	411,700	409,500	-	-	1,635,500
2001 - Jail Debt Service Sinking Fund	476,540	476,540	476,540	476,540	476,540	476,540	2,859,240
2003 Bond - Funded Sheriff Gun Range	3,800,000	2,300,000	2,300,000	2,300,000	2,300,000	2,300,000	15,300,000
2003 Ref Bond Parks	58,136	58,356	57,816	58,006	58,166	57,716	348,196
800 Mhz Bond	165,093	165,093	165,093	165,093	165,093	165,093	990,558
Subtotal Debt Svc & Nondepartmental	1,379,030	1,377,855	1,378,064	1,377,539	1,378,473	1,378,528	8,269,489
Facilities							
Carnegie and Mission Building	700,000	-	-	-	-	-	700,000
Current Campus Building Improvements	906,000	-	-	-	-	-	906,000
Expanded Jail Project	56,503,500	-	-	-	-	-	56,503,500
Capital Maintenance	460,000	660,000	676,000	635,650	960,000	-	3,391,650
New Admin Bldg/Parking Garage	29,373,240	7,000,000	-	-	-	-	36,373,240
Subtotal Facilities	87,942,740	7,660,000	676,000	635,650	960,000	-	97,874,390
Airport							
Airport Property Improvements	1,150,000	800,000	3,050,000	650,000	650,000	650,000	6,950,000
Building Repairs	550,000	800,000	400,000	400,000	400,000	400,000	2,950,000
FAA Funded Projects	425,000	-	-	-	-	-	425,000
Future Airport Building Construction	-	5,000,000	17,000,000	17,000,000	17,400,000	5,000,000	61,400,000
Future FAA Funded Projects	-	825,000	5,325,000	2,325,000	5,325,000	10,325,000	24,125,000
Future Large Equipment Purchases	-	280,000	880,000	280,000	880,000	280,000	2,600,000
Land Purchases	200,000	200,000	-	-	-	-	400,000
New Building Construction/Purchase	500,000	-	-	-	-	-	500,000
Subtotal Airport	2,825,000	7,905,000	26,655,000	20,655,000	24,655,000	16,655,000	99,350,000
Grand Total	192,206,157	95,615,650	102,404,069	72,531,389	76,558,081	62,900,566	602,215,912

MAP 1: MAJOR PARKS PROJECTS - 2004-2009

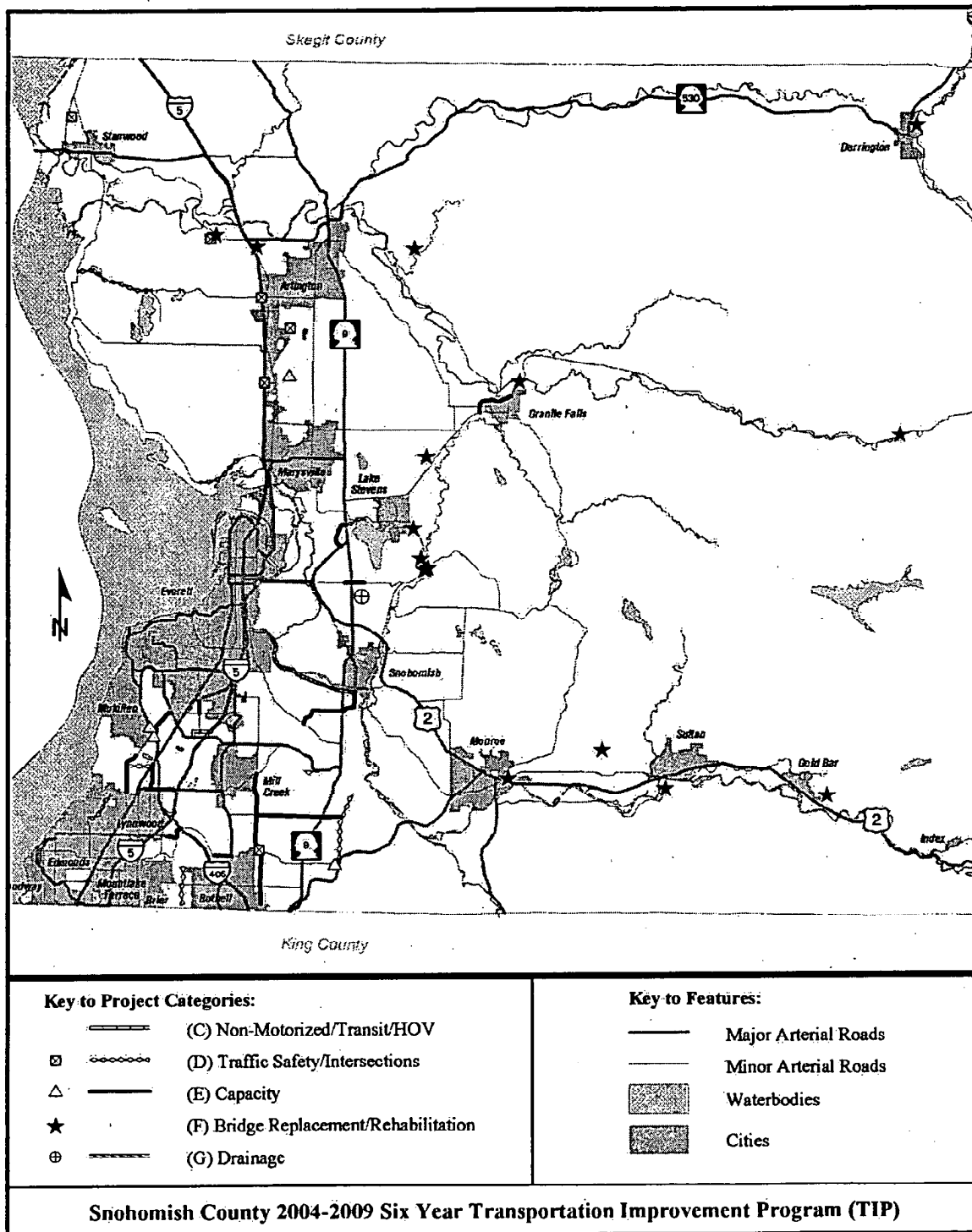
Snohomish County Parks and Recreation 2004 Budget Map



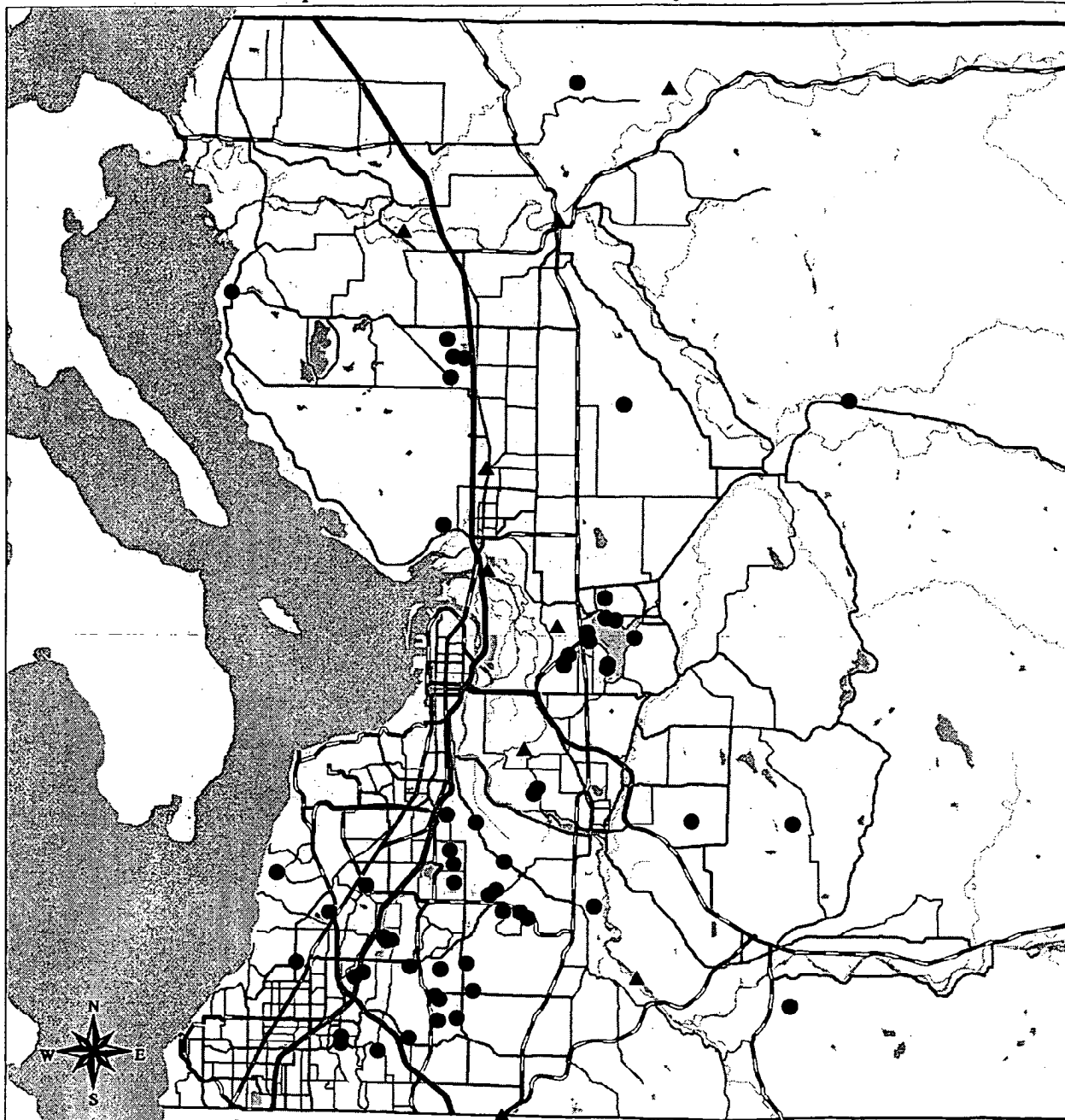
MAP 2: PAINE FIELD YEAR 2004 PROJECTS



MAP 3: TRANSPORTATION IMPROVEMENT PROGRAM CAPACITY PROJECTS



Map 4: Surface Water Year 2003 Projects



SNOHOMISH COUNTY

**2004 Surface Water Management
Capital Improvement Projects**

- | | | | |
|---|--------------------------------------|---|-------------|
| ● | Drainage Infrastructure Improvements | — | Freeway |
| ▲ | Habitat/Fish Restoration | — | Highway |
| ■ | River Management/River Levees | — | Large Roads |
| ◆ | Rate Increase Projects | — | Connectors |

0 5 10 15 Miles



Snohomish County

PUBLIC WORKS
SURFACE WATER MANAGEMENT
4251 388-3464

Snohomish County disclaims any warranty of merchantability or warranty of fitness of this map for any particular purpose, either express or implied. No representation or warranty is made concerning the accuracy, currency, completeness or quality of data depicted on this map. Any user of this map assumes all responsibility for use thereof, and further agrees to hold Snohomish County harmless from and against any damage, loss, or liability arising from any use of this map.

Project name: I:\pws\swm\spws\bigiti_aslan\cip_projects.apr Plot date: Aug 8, 2003; swmport smb

MAP 5: SOLID WASTE YEAR 2003 CAPITAL PROJECTS

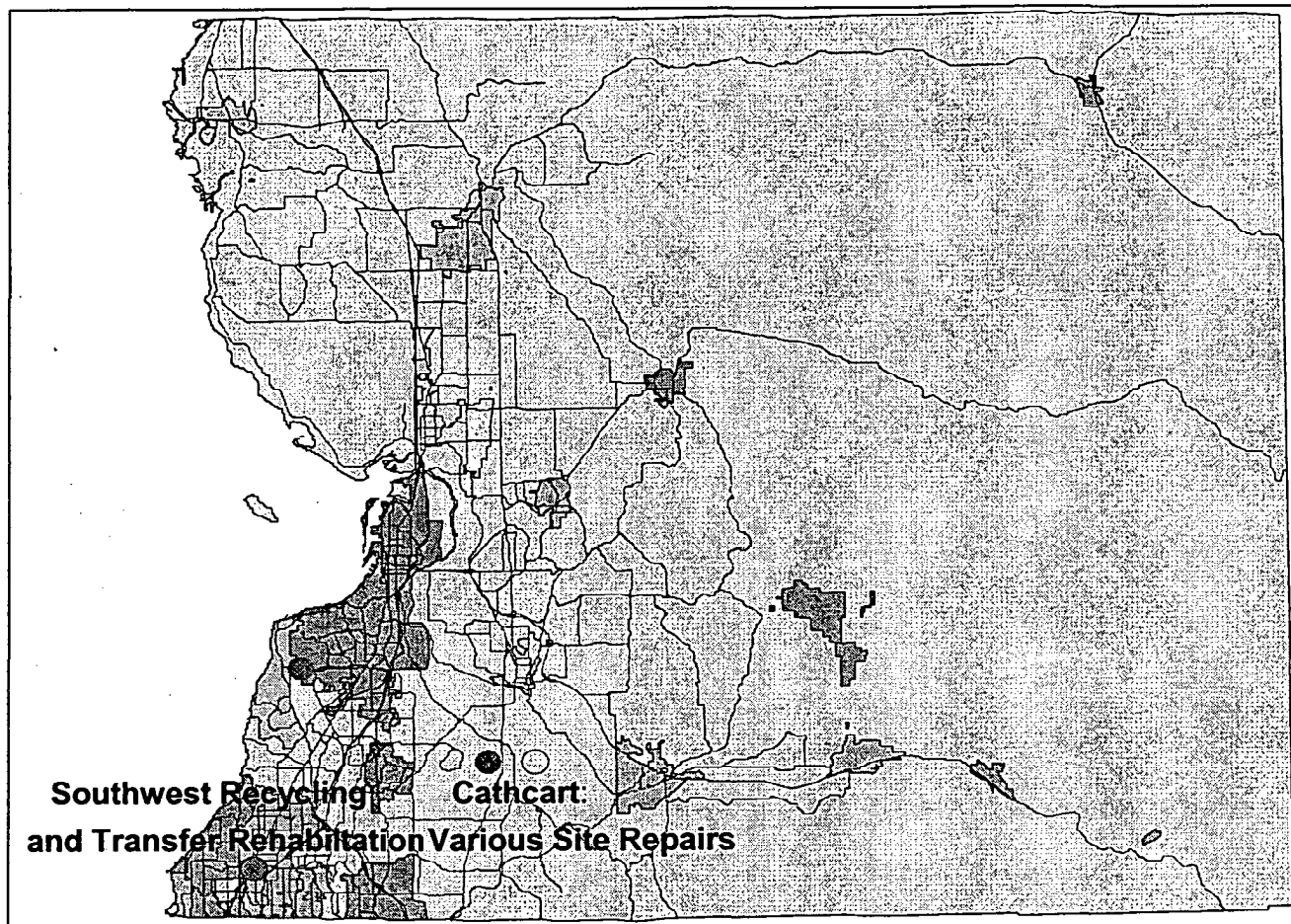


Exhibit 8: Description of Projects by Classification

The following matrix provides a high level description of the projects within this Capital Improvement Program by the Sub-Category Classification described earlier in the Program.

Sub-Category	Summary Description of Projects Included in 2004-2009 CIP
Parks and Recreation	Parks' CIP projects primarily focus on providing parklands and facilities on two levels. For the greater County, the Parks CIP projects focus on regional trail systems, water access opportunities, and the preservation of significant resource lands. Within urban growth areas, Parks CIP projects feature the acquisition and development of community parks that include the development of athletic fields. The Parks' CIP program also includes Evergreen State Fairgrounds maintenance and equipment funding.
Law Enforcement	Law Enforcement projects include reserves for funding an expanded jail, major maintenance for the current jail, a training facility/shooting range and a storage facility for the Sheriff's Department, and the funding for the 800 Megahertz emergency radio system.
REET Debt Service	Real Estate Excise Tax Funds are set aside within the Capital Improvement Program to provide debt service for prior year bond issues (including final payment on 1995 issue of Fair bond debt), payment for surface water drainage needs analysis and related capital projects, the Denney Juvenile Justice Center Bond, and reserves to fund facility expansions and major facility repairs included in the General Services and Law Enforcement sub-categories of this plan.
Ground Transportation	The year 2003 annual construction program (ACP) includes a wide variety of capital projects. These projects are grouped into eight categories. 1) Traffic Safety projects are needed to maintain safe and efficient operation of county road system and include standard signal, guard rail, illumination and other warrant analyses as well as correcting inadequate road condition. 2) Capacity projects increase vehicle carrying capacity on the road system. 3) Bridge projects are bridge improvements, most of which are replacements identified as needed through federal and state bridge condition inspection findings. 4) Drainage improvements are needed to maintain satisfactory condition of roadway. 5) The Non Motorized/Transit/HOV project category consist projects to encourage use of alternate forms of transportation and thereby increase people carrying capacity on and off roadways. 6) The Road Overlay Program consists of numerous projects where roads are resurfaced. 7). Neighborhood Infrastructure projects are projects funded by a special program to improve neighborhoods. 8). Miscellaneous Engineering projects are relatively small projects and engineering studies not else where categorized. These projects are listed in detail in the 2004-2009 TIP.
Airport Investments	Many Airport capital projects are multi-year construction projects and respond to existing or prospective customer needs that increase the asset and revenue base of the Airport. These include new building construction; road construction for improved transportation access to these new

Snohomish County 2004-2009 Capital Improvement Program

Sub-Category	Summary Description of Projects Included in 2004-2009 CIP
Airport (Continued)	<p>developments; and miscellaneous building repairs to existing structures. Aviation related capital improvements on the Airport are eligible for 90% funding from the FAA administered Airport Improvement Program. The FAA funds miscellaneous runway safety work, fire equipment, obstruction removal and other capital projects to meet or maintain FAA regulations.</p>
Surface Water	<p>Surface Water projects are undertaken for the purposes stated in Titles 25 and 25A in the Snohomish County Code. The projects primarily address local surface water needs (drainage, and flood control) and in so doing, also respond to mandates to protect habitat and water quality pursuant to the federal Endangered Species Act and the Clean Water Act.</p> <p>The 2003 CIP addresses projects identified in the 2002 Drainage Needs Report and the Lake Stevens Subarea Plan. In 2003 a higher emphasis and additional funds are provided for designing and constructing drainage infrastructure within the UGAs. Meanwhile, the program sustains other traditional CIP efforts such as drainage complaint response and assistance. This year's progress also provides an increased investment in flood control facility repair and maintenance.</p> <p>This CIP includes an extension of the Southwest Urban Growth Area surface water management annual rate of \$65 per residence to all urban growth watershed management areas. This increased revenue will be used to fund utility projects identified in the 2002 Drainage Needs Report.</p> <p>Water quality improvements include retrofitting aged detention facilities and integrating water quality features into most CIP projects. The 2003 Executive Budget does not include expanded facilities requirements that may arise out of the pending renewal of the County's NPDES storm-water permit in 2004. Investments in habitat restoration projects are continued with an emphasis on projects that can serve mitigation purposes required for other public projects (such as roads and drainage facilities). Projects range from large-scale acquisitions (habitat preservation/restoration) to culvert replacements (fish blockage removal).</p>
Solid Waste	<p>Solid Waste has been experiencing growing capacity problems over the past several years with the increasing amount of solid waste being brought to existing facilities for disposal. In addition, the County has been notified by the City of Everett that the city wishes to terminate the lease on the existing site of the Everett Recycling and Transfer station as soon as the county is able to locate and construct a replacement for that facility. To address these issues, the Solid Waste Management Division's projects focus capital construction efforts on replacement and/or reconstruction of two of the three current transfer stations (in Everett and Mountlake Terrace). In order to do this, a temporary solid waste recycling and transfer station has been constructed near the unused Regional Landfill at the Cathcart site. This facility is now open for public use through mid-2004 while the Southwest Recycling and Transfer Station is closed for reconstruction. Additionally, construction of the Airport Road facility to replace the Everett transfer station started in August 2001, and should be completed by October 2003. When that station opens, the Everett facility will be closed and demolished, and the property returned to Everett.</p>

SECTION IV: STATEMENT OF ASSESSMENT ON GMA GOAL 12

This section of the CIP includes a *statement of assessment* that examines whether the CIP provides sufficient funding for GMA "necessary facilities" to meet existing identified needs. These are facilities that are identified in the capital facilities plan as being necessary to serve development. The statement of assessment carries out the County's duty under the GMA to ensure that the County is in compliance with Goal 12 and RCW 36.70A.070(3) and (6) over the six-year period. This GMA requirement is summarized best by Goal 12 itself, which states, "that those public facilities and services necessary to support development shall be adequate to serve the development at the time the development is available for occupancy and use without decreasing current service levels below locally established minimum standards."

The *statement of assessment* responds to the following issues:

- 1) Whether levels of service for those public facilities necessary for development, which are identified within the Capital Facilities Plan, will be maintained by the projects included in the CIP;
- 2) Whether potential funding shortfalls in necessary services provided by the County and other governmental agencies warrant a reassessment of the comprehensive plan; and
- 3) Whether regulatory measures are reasonably ensuring that new development will not occur unless the necessary facilities are available to support the development at the adopted minimum level of service.

2004 - 2009 Snohomish County CIP Statement of Assessment:

Based upon reviews of:

- the public facilities necessary for development that are included within the 2004 – 2009 Capital Improvement Plan;
- adopted minimum levels of services for facilities necessary for development;
- the reasonable probability of the revenue streams identified to fund these projects; and
- the adequacy of regulatory measures to ensure that new development will not occur unless the necessary facilities are available to support adopted minimum levels of service;

The 2004-2009 Capital Improvement Program may experience a funding shortfall as defined by GMA Goal #12. Any funding shortfall would be addressed through the comprehensive plan update process that is now underway.

Exhibit 9, on the following page of this report contains a summary of the 2004 – 2009 Snohomish County Global Statement of Assessment. Section VI of this document provides the full text of the global statement of assessment and of supporting department statements of assessment.

EXHIBIT 9: SNOHOMISH COUNTY GLOBAL STATEMENT OF ASSESSMENT 2004 - 2009

Snohomish County's *Capital Facilities Plan* requires a "statement of assessment" regarding the adequacy of funding and regulatory mechanisms to support minimum service levels for facilities necessary to serve development. It also carries out the County's duty under the GMA to ensure that the County is in compliance with Goal 12, and RCW 36.70A.070(3). This GMA requirement is summarized best by Goal 12 itself. Goal 12 states, "that those public facilities and services necessary to support development shall be adequate to serve the development at the time the development is available for occupancy and use without decreasing current service levels below locally established minimum standards."

Initiatives 776 and 747, adopted by the voters of Washington over the past few years, created significant challenges in ensuring that adequate revenues would be available to fund the road capacity projects identified in the Transportation Element. The Snohomish County Council and Washington State Legislature have taken steps over the last two years to augment transportation revenues in order to compensate for these initiatives and allow necessary transportation improvements to proceed. Nevertheless, there is a continuing risk of a funding shortfall in transportation as the full impacts of the initiatives are felt.

The partial reassessment program focused on transportation, that was called for in the 2002-07 CIP to respond to revenue shortfalls created by Initiative 747 did not need to proceed past Step One of that program (exploring potential alternative revenue sources to mitigate the impacts of I-747). The program specified additional steps if alternative revenues had not been identified or realized.

Over the next two years Snohomish County will review all comprehensive plan elements as part of the 10-year comprehensive plan update. The 10-year comprehensive plan will include a complete reassessment in the context of additional growth forecasted for the year 2025, and will effectively conclude the reassessment program. Issues of funding, levels of service and land use will all be addressed as part of the 10-year comprehensive plan update process.

Section V: Detail Departmental Capital improvement program

On the pages that follow are descriptions, justifications, projected costs, and funding sources for each project summarized in the earlier sections of this Program. The worksheets are presented in an order driven by county department initiating the request and by the fund of that department.

In some instances, like projects from one department are aggregated into a single CIP project. An example of such a project is the second project in the package: Public Works County Road Bridge Replacement and Rehabilitation. This project actually represents a series of similar projects that are being proposed by Public Works. They have been grouped into a single project because of a similar purpose, type of expense, and funding source. In the instance of this particular project, detail on a project-by-project basis is included in the County's 2004 - 2009 Transportation Improvement Program.

Funding source is driven by the year of project expense rather than being driven by the year of funding receipt or project authorization. Due to the multi-year nature of some projects, prior year appropriations, while spent in 2004, will not appear in the 2004 budget.

Snohomish County Capital Improvement Project 2004-2009

Department: 06 Public Works

Short Name: 102 - Road Fund CIP; A: Miscellaneous Engineering

Description: Engineering and right of way acquisition performed for road projects which are not specifically identified elsewhere on the program and to respond to changed conditions and emergency situations not anticipated during development of the annual construction program. This is shown as category "A" on the 2004-2009 Transportation Improvement Program (TIP).

Justification: This element of the 2004-2009 TIP provides ongoing funding for engineering and right of way acquisition for miscellaneous road projects.

CIP - Capital:

Fund: SubFund: 102 102 County Road	Division:		Program:			
	630 Engineering Services		303 ES Capital			
Object	2004	2005	2006	2007	2008	2009
Salaries/Benefits	\$671,000	\$346,000	\$151,000	\$142,000	\$145,000	\$147,000
Land	\$148,000	\$154,000	\$160,000	\$37,000	\$37,000	\$39,000
CIP-Capital	\$819,000	\$500,000	\$311,000	\$179,000	\$182,000	\$186,000

CIP - Funding Source:

Funding Source	2004	2005	2006	2007	2008	2009
Transportation Grant	\$150,000	\$64,000	\$0	\$0	\$0	\$0
County Road	\$669,000	\$436,000	\$311,000	\$179,000	\$182,000	\$186,000
Totals:	\$819,000	\$500,000	\$311,000	\$179,000	\$182,000	\$186,000

Snohomish County Capital Improvement Project 2004-2009

Department: 06 Public Works

Short Name: 102 - Road Fund CIP; B: Overlay Projects

Description: The Road Overlay Program consists of numerous countywide projects where arterials and local access roads are resurfaced. Shown as category "B" on the 2004-2009 Six Year transportation Improvement Program. Overlay and road reconstruction as needed to maintain safe and satisfactory road conditions on the arterial and local access roads. Includes some road shoulder widening. Work locations are prioritized using computerized pavement management system based on regular physical inspection of road conditions.

Justification: This element of the 2004-2009 TIP provides ongoing funding for road resurfacing and continued maintenance of the road system.

CIP - Capital:

Fund: SubFund:	Division:			Program:		
<u>102</u> <u>102</u> <u>County Road</u>	<u>630</u> <u>Engineering Services</u>			<u>303</u> <u>ES Capital</u>		
Object	2004	2005	2006	2007	2008	2009
Salaries/Benefits	\$470,000	\$486,000	\$504,000	\$522,000	\$541,000	\$560,000
Capital Costs	\$3,171,000	\$3,286,000	\$3,404,000	\$3,531,000	\$3,658,000	\$3,794,000
CIP-Capital	\$3,641,000	\$3,772,000	\$3,908,000	\$4,053,000	\$4,199,000	\$4,354,000

CIP - Funding Source:

Funding Source	2004	2005	2006	2007	2008	2009
Transportation Grant	\$581,000	\$596,000	\$611,000	\$626,000	\$642,000	\$658,000
County Road	\$3,060,000	\$3,176,000	\$3,297,000	\$3,427,000	\$3,557,000	\$3,696,000
Totals:	\$3,641,000	\$3,772,000	\$3,908,000	\$4,053,000	\$4,199,000	\$4,354,000

Snohomish County Capital Improvement Project 2004-2009

Department: 06 Public Works

Short Name: 102 - Road Fund CIP; C: NonMotorized Projects

Description: Bikeway and trail construction both adjacent to existing road system and off system to provide alternative transportation opportunities and projects for arterial HOV lanes, transit-related walkways and other transit supportive projects. Includes all projects within category "C" on the 2004-2009 Transportation Improvement Program. Transportation system management and transit supportive projects to encourage use of alternate forms of transportation and increase people carrying capacity as identified in the 1995 Transportation Element of the Snohomish County Comprehensive Plan.

Justification: This element of the 2004-2009 TIP provides ongoing funding for non-motor vehicle alternative transportation projects and HOV lanes.

CIP - Capital:

Fund: SubFund: 102 102 County Road	Object	Division: 630 Engineering Services			Program: 303 ES Capital		
		2004	2005	2006	2007	2008	2009
	Salaries/Benefits	\$231,000	\$88,000	\$92,000	\$95,000	\$98,000	\$102,000
	Land	\$79,000	\$30,000	\$31,000	\$32,000	\$34,000	\$36,000
	Capital Costs	\$855,000	\$778,000	\$237,000	\$245,000	\$254,000	\$263,000
	CIP-Capital	\$1,165,000	\$896,000	\$360,000	\$372,000	\$386,000	\$401,000

CIP - Funding Source:

Funding Source	2004	2005	2006	2007	2008	2009
Transportation Grant	\$10,000	\$100,000	\$102,000	\$102,000	\$102,000	\$102,000
County Road	\$1,155,000	\$796,000	\$258,000	\$270,000	\$284,000	\$299,000
Totals:	\$1,165,000	\$896,000	\$360,000	\$372,000	\$386,000	\$401,000

Snohomish County Capital Improvement Project 2004-2009

Department: 06 Public Works

Short Name: 102 - Road Fund CIP; D: Traffic Safety Improvement

Description: Traffic safety improvements and emergency construction projects to maintain safe and efficient operation on the county road system. Shown as item "D" on the 2004-2009 Transportation Improvement Program. Projects needed to maintain safe and efficient operation of county road system. Projects are selected based on meeting standard signal, guardrail, illumination and other warrant analyses as well as determination of Inadequate Road Condition through adopted county procedure. Projects are prioritized based on deficiency of existing conditions, traffic volume, accident experience and cost benefit analysis.

Justification: This element of the of the 2004-2009 TIP provides ongoing funding for traffic safety improvements and emergency construction projects to maintain safe and efficient operation on the county road

CIP - Capital:

Fund: SubFund: 102 102 County Road	Division: 630 Engineering Services			Program: 303 ES Capital		
	2004	2005	2006	2007	2008	2009
Object						
Salaries/Benefits	\$1,538,000	\$766,000	\$1,335,000	\$829,000	\$829,000	\$615,000
Land	\$47,000	\$871,000	\$166,000	\$348,000	\$222,000	\$195,000
Capital Costs	\$5,133,000	\$2,268,000	\$6,219,000	\$2,115,000	\$2,730,000	\$2,207,000
CIP-Capital	\$6,718,000	\$3,905,000	\$7,720,000	\$3,292,000	\$3,781,000	\$3,017,000

CIP - Funding Source:

Funding Source	2004	2005	2006	2007	2008	2009
Transportation Grant	\$3,226,000	\$1,020,000	\$1,077,000	\$358,000	\$1,011,000	\$35,000
County Road	\$3,492,000	\$2,885,000	\$6,643,000	\$2,934,000	\$2,770,000	\$2,982,000
Totals:	\$6,718,000	\$3,905,000	\$7,720,000	\$3,292,000	\$3,781,000	\$3,017,000

Snohomish County Capital Improvement Project 2004-2009

Department: 06 Public Works

Short Name: 102 - Road Fund CIP; E: Capacity

Description: To increase vehicle carrying capacity on the road system. Shown as categories "E" on the 2004-2009 Transportation Improvement Program. Projects identified in the 1990 Road Needs Report and the 1995 Transportation Element of the Snohomish County Comprehensive Plan and Transportation Needs Report. Necessary to provide for satisfactory level of service and meet transportation system concurrency requirements.

Justification: This element of the 2004-2009 TIP provides ongoing funding for the County's multi-year roadway capacity projects.

CIP - Capital:

Fund: SubFund:	Division:		Program:			
102 102 County Road	630 Engineering Services		303 ES Capital			
Object	2004	2005	2006	2007	2008	2009
Salaries/Benefits	\$4,657,000	\$5,098,000	\$3,903,000	\$3,107,000	\$3,711,000	\$3,088,000
Land	\$3,844,000	\$3,708,000	\$2,756,000	\$1,642,000	\$1,797,000	\$1,865,000
Capital Costs	\$7,140,000	\$13,201,000	\$13,554,000	\$10,312,000	\$14,977,000	\$13,318,000
CIP-Capital	\$15,641,000	\$22,007,000	\$20,213,000	\$15,061,000	\$20,485,000	\$18,271,000

CIP - Funding Source:

Funding Source	2004	2005	2006	2007	2008	2009
Transportation Grant	\$8,596,000	\$14,477,000	\$17,750,000	\$11,520,000	\$13,210,000	\$12,510,000
County Road	\$7,045,000	\$7,530,000	\$2,463,000	\$3,541,000	\$7,275,000	\$5,761,000
Totals:	\$15,641,000	\$22,007,000	\$20,213,000	\$15,061,000	\$20,485,000	\$18,271,000

Snohomish County Capital Improvement Project 2004-2009

Department: 06 Public Works

Short Name: 102 - Road Fund CIP; F: Bridge Replacement & Rehab

Description: Replacement and rehabilitation of deficient county bridges. Shown as category "F" on the 2004-2009 Transportation Improvement Program. Identified as needed through federal and state bridge condition inspection findings and County Annual Bridge Condition Report. Priorities for improvements to the county's inventory of 185 bridges which are structurally deficient and/or functionally obsolete are reported in the 1997 Supplemental Transportation Needs Report.

Justification: This element of the of the 2004-2009 TIP provides ongoing funding for the County's bridge maintenance, rehabilitation and repair program.

CIP - Capital:

Fund: SubFund:	Division:	Program:	2004	2005	2006	2007	2008	2009
102 102 County Road	630 Engineering Services	303 ES Capital						
Object								
Salaries/Benefits			\$2,414,000	\$2,349,000	\$1,321,000	\$1,137,000	\$248,000	\$111,000
Land			\$367,000	\$224,000	\$23,000	\$62,000	\$64,000	\$0
Capital Costs			\$6,810,000	\$9,731,000	\$6,780,000	\$5,907,000	\$837,000	\$58,000
CIP-Capital			\$9,591,000	\$12,304,000	\$8,124,000	\$7,106,000	\$1,149,000	\$169,000

CIP - Funding Source:

Funding Source	2004	2005	2006	2007	2008	2009
Transportation Grant	\$6,759,000	\$9,364,000	\$6,377,000	\$5,509,000	\$737,000	\$0
County Road	\$2,832,000	\$2,940,000	\$1,747,000	\$1,597,000	\$412,000	\$169,000
Totals:	\$9,591,000	\$12,304,000	\$8,124,000	\$7,106,000	\$1,149,000	\$169,000

Snohomish County Capital Improvement Project 2004-2009

Department: 06 Public Works

Short Name: 102 - Road Fund CIP; G: Drainage

Description: Improve and preserve road the drainage system on the county road system. Shown as category "G" on the 2004-2009 Transportation Improvement Program. Drainage improvements needed to maintain satisfactory condition of roadway. Location of projects prioritized by severity of localized flooding and drainage problems. Drainage improvements on roads scheduled for overlay are given priority.

Justification: This element of the of the 2004-2009 TIP provides ongoing funding for maintenance and construction of drainage systems within the road right of way.

CIP - Capital:

Fund: SubFund: 102 102 County Road	Division: 630 Engineering Services			Program: 303 ES Capital		
	Object	2004	2005	2006	2007	2008
Salaries/Benefits	\$206,000	\$261,000	\$363,000	\$226,000	\$234,000	\$243,000
Land	\$10,000	\$10,000	\$0	\$0	\$0	\$0
Capital Costs	\$81,000	\$312,000	\$1,287,000	\$335,000	\$347,000	\$360,000
CIP-Capital	\$297,000	\$583,000	\$1,650,000	\$561,000	\$581,000	\$603,000

CIP - Funding Source:

Funding Source	2004	2005	2006	2007	2008	2009
Other Funds	\$0	\$0	\$670,000	\$0	\$0	\$0
County Road	\$297,000	\$583,000	\$980,000	\$561,000	\$581,000	\$603,000
Totals:	\$297,000	\$583,000	\$1,650,000	\$561,000	\$581,000	\$603,000

Snohomish County Capital Improvement Project 2004-2009

Department: 06 Public Works

Short Name: 188 - Maintenance Building Project

Description: Construct vehicle, road maintenance and administrative facilities at Cathcart to consolidate Public Works facilities currently at Snohomish, Paine Field and Cathcart.

Justification: The Snohomish facilities are old, in poor condition, and ill suited to the present and future needs of the Department. Many of the structures at the Snohomish site were apparently already located there when the site was acquired in about the 1930's. There is insufficient space at the site for material storage needs, resulting in inefficiencies in maintenance operations. The Snohomish Chamber of Commerce has requested that Public Works move its facility from the City. One option to be considered is combining the Snohomish and Paine Field Road Maintenance facilities at a new site. The Paine Field site has similar deficiencies, the majority of structures being constructed by the US Army in the 1940's. Considerable work on determining facility needs has occurred, and it is anticipated that consultants will be hired in August, 2003 to begin more detailed assessment of alternatives and schematic design. This project is funded jointly by County Road, ER&R and Solid Waste.

The Pit and Quarries Fund has and will continue to have cash and investment balances exceeding its long term needs. These balances are from proceeds of past and future sales and leases of Pit and Quarries Fund properties. Properties that had mining potential were transferred to the Equipment and Repair and Revolving Fund from the County Road Fund in January 1978 and subsequently transferred to the Pit and Quarries Fund in November 1986. These excess reserves will be utilized for the construction of a proposed maintenance facility, and have been budgeted and accounted for in the Facility Construction Fund. A fund transfer from the Pit and Quarries to the Facility Construction Fund was approved by the County Council in 2003 in the amount of \$2.9 million with another planned in 2005 in the amount of \$10.8 million.

CIP - Capital:

Fund: SubFund:	Division:		Program:				
	188	188 Public Wrks Facility	610 County Road - TES	615	Facility Construction		
Object	2004	2005	2006	2007	2008	2009	
Professional Services	\$1,650,000	\$250,000	\$200,000	\$20,000	\$0	\$0	
Machinery & Equipment	\$0	\$0	\$300,000	\$200,000	\$0	\$0	
Land	\$300,000	\$0	\$0	\$0	\$0	\$0	
Interfund Prof Services	\$50,500	\$30,300	\$25,300	\$10,300	\$0	\$0	
Interfund Indirect Cost	\$489	\$1,000	\$1,000	\$300	\$0	\$0	
Building	\$0	\$8,000,000	\$9,800,000	\$1,500,000	\$0	\$0	
CIP-Capital	\$2,000,989	\$8,281,300	\$10,326,300	\$1,730,600	\$0	\$0	

CIP - Funding Source:

Funding Source	2004	2005	2006	2007	2008	2009	
Prior Year Funds	\$490,989	\$792,300	\$19,300	\$77,684	\$0	\$0	
Other Funds	\$610,000	\$3,389,000	\$5,007,000	\$667,244	\$0	\$0	
County Road	\$900,000	\$4,100,000	\$5,300,000	\$985,672	\$0	\$0	
Totals:	\$2,000,989	\$8,281,300	\$10,326,300	\$1,730,600	\$0	\$0	

Snohomish County Capital Improvement Project 2004-2009

Department: 06 Public Works

Short Name: 402 - Solid Waste ARTS Capital Construction

Description: Complete construction of the Airport Road Recycling and Transfer Station

Justification: The majority of construction on the Airport Road Recycling and Transfer Station will be completed in 2003. Funding for 2004 provides for the final payment. Funding for this project was from a Public Works Trust Fund loan and proceeds from the 2003 Solid Waste bond sale.

CIP - Capital:

Fund: SubFund:	Division:		Program:						
<u>402 402 Solid Waste</u>	<u>405 Engineering &</u>		<u>437 Solid Waste-Capital</u>						
Object	2004	2005	2006	2007	2008	2009	2009	2009	
Professional Services	\$72,231	\$0	\$0	\$0	\$0	\$0	\$0	\$0	
Miscellaneous	\$5,000	\$0	\$0	\$0	\$0	\$0	\$0	\$0	
Interfund Prof Services	\$20,500	\$0	\$0	\$0	\$0	\$0	\$0	\$0	
Construction Progress	\$150,000	\$0	\$0	\$0	\$0	\$0	\$0	\$0	
CIP-Capital	\$247,731	\$0	\$0	\$0	\$0	\$0	\$0	\$0	

CIP - Funding Source:

Funding Source	2004	2005	2006	2007	2008	2009	2009
Solid Waste Fund	\$247,731	\$0	\$0	\$0	\$0	\$0	\$0
Totals:	\$247,731	\$0	\$0	\$0	\$0	\$0	\$0

Snohomish County Capital Improvement Project 2004-2009

Department: 06 Public Works

Short Name: 402 - Solid Waste Capital Contingency

Description: Solid Waste Capital Contingency Fund.

Justification: To provide for contingencies on Solid Waste capital projects and for unplanned repair and maintenance requirements that may develop at closed landfills. An example of unplanned repair requirements was the fire that occurred at the closed Cathcart Landfill in 2002 which required engineering investigations into the cause of the fire, design of recommended repairs and final repairs

CIP - Capital:

Fund: SubFund:	Division:		Program:				
402 402 Solid Waste	405 Engineering &		437 Solid Waste-Capital				
Object	2004	2005	2006	2007	2008	2009	
Capital Contingency	\$250,000	\$0		\$0	\$0	\$0	\$0
CIP-Capital	\$250,000	\$0		\$0	\$0	\$0	\$0

CIP - Funding Source:

Funding Source	2004	2005	2006	2007	2008	2009	
Solid Waste Fund	\$250,000	\$0		\$0	\$0	\$0	\$0
Totals:	\$250,000	\$0		\$0	\$0	\$0	\$0

Snohomish County Capital Improvement Project 2004-2009

Department: 06 Public Works

Short Name: 402 - Solid Waste Cathcart Blower Replacement.

Description: Replace the blowers at the Cathcart Landfill Flare Facility.

Justification: The blowers that extract landfill gas from the closed Cathcart Landfill were installed in April 1990; they are now very worn, leak and need to be replaced. Installation of the blowers will be performed by Solid Waste Staff.

CIP - Capital:

Fund: SubFund:	Division:		Program:				
402 402 Solid Waste	405 Engineering &		437 Solid Waste-Capital				
Object	2004	2005	2006	2007	2008	2009	
Machinery & Equipment	\$60,000	\$0		\$0	\$0	\$0	\$0
CIP-Capital	\$60,000	\$0		\$0	\$0	\$0	\$0

CIP - Funding Source:

Funding Source	2004	2005	2006	2007	2008	2009	
Solid Waste Fund	\$60,000	\$0	\$0	\$0	\$0	\$0	\$0
Totals:	\$60,000	\$0	\$0	\$0	\$0	\$0	\$0

Snohomish County Capital Improvement Project 2004-2009

Department: 06 Public Works

Short Name: 402 - Solid Waste ERTS Demolition

Description: Complete demolition of the Everett Recycling and Transfer Station.

Justification: With the completion of the Airport Road Recycling and Transfer Station, the Everett Recycling and Transfer Station is no longer needed. The lease with the City of Everett requires that we demolish the site when we no longer need the facility, and grade the site to contours compatible with the adjoining landfill.

CIP - Capital:

Fund: SubFund:	Division:		Program:				
<u>402 402 Solid Waste</u>	<u>405 Engineering &</u>		<u>437 Solid Waste-Capital</u>				
Object	2004	2005	2006	2007	2008	2009	
Repair/Maintenance	\$400,000	\$0	\$0	\$0	\$0	\$0	\$0
Professional Services	\$51,533	\$0	\$0	\$0	\$0	\$0	\$0
Miscellaneous	\$500	\$0	\$0	\$0	\$0	\$0	\$0
CIP-Capital	\$452,033	\$0	\$0	\$0	\$0	\$0	\$0

CIP - Funding Source:

Funding Source	2004	2005	2006	2007	2008	2009	
Solid Waste Fund	\$452,033	\$0	\$0	\$0	\$0	\$0	\$0
Totals:	\$452,033	\$0	\$0	\$0	\$0	\$0	\$0

Snohomish County Capital Improvement Project 2004-2009

Department: 06 Public Works

Short Name: 402 - Solid Waste SWRTS Capital Construction

Description: Complete construction of the new Southwest Recycling and Transfer Station in Mountlake Terrace.

Justification: Funds for this project are provided by a Public Works Trust Fund loan and by the 2003 Solid Waste Bond sale. Construction began in March 2003 with an estimated completion date of September 2004.

The new facility will meet the solid waste needs of the southwest part of the County at least for twenty years.

CIP - Capital:

Fund:	SubFund:	Division:	Program:						
402	402 Solid Waste	405 Engineering &	437 Solid Waste-Capital	2004	2005	2006	2007	2008	2009
Object									
Professional Services		\$221,177	\$0	\$0	\$0	\$0	\$0	\$0	\$0
Miscellaneous		\$40,000	\$0	\$0	\$0	\$0	\$0	\$0	\$0
Machinery & Equipment		\$1,535,000	\$0	\$0	\$0	\$0	\$0	\$0	\$0
Interfund Prof Services		\$324,000	\$0	\$0	\$0	\$0	\$0	\$0	\$0
Construction Progress		\$5,317,000	\$0	\$0	\$0	\$0	\$0	\$0	\$0
CIP-Capital		\$7,437,177	\$0	\$0	\$0	\$0	\$0	\$0	\$0

CIP - Funding Source:

Funding Source	2004	2005	2006	2007	2008	2009
Solid Waste Fund	\$7,437,177	\$0	\$0	\$0	\$0	\$0
Totals:	\$7,437,177	\$0	\$0	\$0	\$0	\$0

Snohomish County Capital Improvement Project 2004-2009

Department: 06 Public Works

Short Name: 415 - SWM CIP Category B - UGA RI Projects

Description: This decision package represents drainage construction projects identified in the recently completed Drainage Needs Report (DNR) within watershed management urban growth areas. Thus, the type of drainage utility projects that have begun or are planned for the SouthWest UGA will be constructed for other watershed management UGAs. In 2004, this decision package will result in construction of approximately 2-4 drainage projects and an emphasis will be placed on design to produce construction projects for 2005 and 2006. Reserving revenues will enable later construction of larger construction projects and/or larger bid packages, which will help to reduce construction costs. The projects identified and envisioned are needed to respond to the growth that is occurring in these areas and would allow the County to address the most frequent flooding problems throughout the Urban Growth Areas.

This decision package extends the SouthWest UGA rate of \$65 per single-family equivalent through December 31, 2009, and increases other UGA rates to \$65 from January 1, 2004 through December 31, 2009. The decision package maintains current SWM fee district boundaries while establishing a uniform rate in all of the UGAs (within existing SWM fee districts).

Justification: The DNR project and other recent SWM analyses analyzed existing drainage problems and predicted problems that would occur with future development within the Urban Growth Areas of the County. The DNR produced a list of projects to resolve those problems. The list to solve the flooding problems that occur for up to the 2-year flood contains approximately 80 projects at a cost of \$45.8 million. This rate increase will address many of the highest priority projects on the DNR 2-year flooding list and will result in decreased road and property flooding, improved road safety, and

CIP - Capital:

Fund: SubFund:	Division:		Program:			
415 415 Surface Water	357 Surface Water		999			
Object	2004	2005	2006	2007	2008	2009
Construction Progress	\$676,318	\$2,477,469	\$2,477,469	\$2,477,469	\$2,477,469	\$2,477,469
CIP-Capital	\$676,318	\$2,477,469	\$2,477,469	\$2,477,469	\$2,477,469	\$2,477,469

CIP - Funding Source:

Funding Source	2004	2005	2006	2007	2008	2009
Other Funds	\$676,318	\$2,477,469	\$2,477,469	\$2,477,469	\$2,477,469	\$2,477,469
Totals:	\$676,318	\$2,477,469	\$2,477,469	\$2,477,469	\$2,477,469	\$2,477,469

Snohomish County Capital Improvement Project 2004-2009

Department: 06 Public Works

Short Name: 415 - SWM CIP DNR Debt and Projects Category D

Description: Debt service for Drainage Needs Report bond (\$1,158,497). Design and construction of DNR-recommended projects using bond proceeds. Comprehensive engineering study of drainage basins; evaluation of drainage problem areas; identification and recommendation of potential capital projects in the entire county; development of drainage infrastructure plans as part of UGA comprehensive

Justification:

CIP - Capital:

Fund: SubFund:	Division:		Program:			
<u>415</u> <u>415</u> <u>Surface Water</u>	<u>357</u> <u>Surface Water</u>		<u>999</u>			
Object	2004	2005	2006	2007	2008	2009
Construction Progress	\$2,116,498	\$1,785,933	\$1,158,500	\$1,158,496	\$1,158,496	\$1,158,496
CIP-Capital	\$2,116,498	\$1,785,933	\$1,158,500	\$1,158,496	\$1,158,496	\$1,158,496

CIP - Funding Source:

Funding Source	2004	2005	2006	2007	2008	2009
REET II	\$1,158,497	\$1,158,497	\$1,158,500	\$1,158,496	\$1,158,496	\$1,158,496
Bond Proceeds-Other	\$958,001	\$627,436	\$0	\$0	\$0	\$0
Totals:	\$2,116,498	\$1,785,933	\$1,158,500	\$1,158,496	\$1,158,496	\$1,158,496

Snohomish County Capital Improvement Project 2004-2009

Department: 06 Public Works

Short Name: 415 - SWM CIP Drainage Infrastructure Category B

Description: Systematic improvement to the County's drainage infrastructure. Design, acquire land, and construct conveyance systems, regional stormwater detention ponds, sediment and erosion control facilities, and replace undersized pipes and failed systems to reduce flooding and improve water quality.

Justification:

CIP - Capital:

Fund:	SubFund:	Division:	Program:						
415	415 Surface Water	357 Surface Water	999	2004	2005	2006	2007	2008	2009
	Object								
	Construction Progress			\$2,911,836	\$870,000	\$895,000	\$940,000	\$925,000	\$925,000
	CIP-Capital			\$2,911,836	\$870,000	\$895,000	\$940,000	\$925,000	\$925,000

CIP - Funding Source:

Funding Source	2004	2005	2006	2007	2008	2009
SWM/River Funds	\$2,225,350	\$0	\$0	\$0	\$0	\$0
REET II	\$640,824	\$870,000	\$895,000	\$940,000	\$925,000	\$925,000
Prior Year Funds	\$35,741	\$0	\$0	\$0	\$0	\$0
Other Funds	\$9,920	\$0	\$0	\$0	\$0	\$0
Totals:	\$2,911,836	\$870,000	\$895,000	\$940,000	\$925,000	\$925,000

Snohomish County Capital Improvement Project 2004-2009

Department: 06 Public Works

Short Name: 415 - SWM CIP Ebey, Lk Stevens, DNR Category CD

Description: Implementation of Ebey Slough pump station project and habitat projects as required by the lake Stevens UGA plan; implementation of DNR projects.

Justification:

CIP - Capital:

Fund: SubFund:	Division:		Program:				
415 415 Surface Water	357 Surface Water		999				
Object	2004	2005	2006	2007	2008	2009	
Construction Progress	\$651,691	\$0	\$0	\$0	\$0	\$0	\$0
CIP-Capital	\$651,691	\$0	\$0	\$0	\$0	\$0	\$0

CIP - Funding Source:

Funding Source	2004	2005	2006	2007	2008	2009	
Bond Proceeds-Other	\$651,691	\$0	\$0	\$0	\$0	\$0	\$0
Totals:	\$651,691	\$0	\$0	\$0	\$0	\$0	\$0

Snohomish County Capital Improvement Project 2004-2009

Department: 06 Public Works

Short Name: 415 - SWM CIP Habitat Restoration Category C

Description: Repair and restore stream/creek habitats and fish passage problems, and provide off-channel habitats county-wide.

Justification:

CIP - Capital:

Fund: SubFund:	Division:		Program:			
415 415 Surface Water	357 Surface Water		999			
Object	2004	2005	2006	2007	2008	2009
Construction Progress	\$1,540,590	\$1,472,500	\$1,475,912	\$1,335,557	\$1,197,500	\$1,197,500
CIP-Capital	\$1,540,590	\$1,472,500	\$1,475,912	\$1,335,557	\$1,197,500	\$1,197,500

CIP - Funding Source:

Funding Source	2004	2005	2006	2007	2008	2009
SWM/River Funds	\$145,214	\$127,500	\$152,500	\$152,500	\$152,500	\$152,500
REET II	\$844,115	\$650,000	\$650,000	\$650,000	\$650,000	\$650,000
REET I	\$15,000	\$15,000	\$15,000	\$15,000	\$15,000	\$15,000
Prior Year Funds	\$12,917	\$0	\$0	\$0	\$0	\$0
Other Grants	\$463,501	\$630,000	\$608,412	\$468,057	\$330,000	\$330,000
Other Funds	\$16,250	\$0	\$0	\$0	\$0	\$0
County Road	\$43,594	\$50,000	\$50,000	\$50,000	\$50,000	\$50,000
Totals:	\$1,540,590	\$1,472,500	\$1,475,912	\$1,335,557	\$1,197,500	\$1,197,500

Snohomish County Capital Improvement Project 2004-2009

Department: 06 Public Works

Short Name: 415 - SWM CIP Maintenance Flood Control Category E

Description: Maintain, repair, and restore county-owned flood control structures and cost-share the repair of private levees that directly protect county roads and bridges.

Justification:

CIP - Capital:

Fund: SubFund:	Division:		Program:			
<u>415</u> <u>415</u> <u>Surface Water</u>	<u>357</u> <u>Surface Water</u>		<u>999</u>			
Object	2004	2005	2006	2007	2008	2009
Construction Progress	\$484,433	\$340,000	\$340,000	\$340,000	\$340,000	\$340,000
CIP-Capital	\$484,433	\$340,000	\$340,000	\$340,000	\$340,000	\$340,000

CIP - Funding Source:

Funding Source	2004	2005	2006	2007	2008	2009
SWM/River Funds	\$31,064	\$35,000	\$35,000	\$35,000	\$35,000	\$35,000
REET II	\$18,832	\$20,000	\$20,000	\$20,000	\$20,000	\$20,000
REET I	\$185,000	\$185,000	\$185,000	\$185,000	\$185,000	\$185,000
Prior Year Funds	\$113,527	\$0	\$0	\$0	\$0	\$0
Other Grants	\$40,493	\$0	\$0	\$0	\$0	\$0
County Road	\$95,517	\$100,000	\$100,000	\$100,000	\$100,000	\$100,000
Totals:	\$484,433	\$340,000	\$340,000	\$340,000	\$340,000	\$340,000

Snohomish County Capital Improvement Project 2004-2009

Department: 06 Public Works

Short Name: 415 SWM Drainage Complaint Category A

Description: Investigation and resolution of drainage complaints. Projects are designed and constructed based on drainage complaint investigations and input from county staff. Projects include construction of new drainage systems; upsizing culverts; and replacing and upgrading existing failed drainage systems to reduce flooding, prevent erosion, and improve water quality.

Justification:

CIP - Capital:

Fund: SubFund:	Division:		Program:			
<u>415 415 Surface Water</u>	<u>357 Surface Water</u>		<u>999</u>			
Object	2004	2005	2006	2007	2008	2009
Construction Progress	\$767,833	\$760,000	\$760,000	\$760,000	\$760,000	\$760,000
CIP-Capital	\$767,833	\$760,000	\$760,000	\$760,000	\$760,000	\$760,000

CIP - Funding Source:

Funding Source	2004	2005	2006	2007	2008	2009
REET II	\$637,733	\$625,000	\$625,000	\$625,000	\$625,000	\$625,000
County Road	\$130,100	\$135,000	\$135,000	\$135,000	\$135,000	\$135,000
Totals:	\$767,833	\$760,000	\$760,000	\$760,000	\$760,000	\$760,000

Snohomish County Capital Improvement Project 2004-2009

Department: 06 Public Works

Short Name: 502 - CIP Fleet Management

Description: This decision package is for equipment that costs more than \$50,000.

Justification: Of the 202 items of equipment to be purchased as part of the 2004 ER&R Equipment Replacement Plan, 34 items cost more than \$50,000 each and therefore are included in the Capital Improvement Plan. Equipment replacement is funded via the rental rates charged to customers of the fund and accumulated over the equipment's economic life. Replacement is needed to provide customers with safe, efficient, and reliable equipment.

One Case backhoe @ \$95,045 for the Airport	\$95,045
One John Deere tractor @ \$68,613 for the Airport	\$68,613
One Cat 214B excavator @ \$218,949 for Road Maintenance	\$218,949
Three Ditchmasters @ \$241,707 ea for Road Maintenance	\$725,121
Seven Ford Tractor/Mowers @ 61,427 ea for Road Maintenance	\$429,989
Eight Ford Tractor/Brushcutters @ 76,615 ea for Road Maintenance	\$612,920
One Chip Spreader @ \$209,878 for Road Maintenance	\$209,878
One Trommel Screen @ \$142,607 for Road Maintenance	\$142,607
One GMC 7000/Manlift @ \$157,906 for Road Maintenance	\$157,906
Six International 4700 Crew @ \$77,120 ea for Road Maintenance	\$462,720
One For 675D Backhoe @ \$74,743 for Solid Waste	\$74,743
One Cat 966 Loader @ \$278,643 for Solid Waste	\$278,643
One Chevrolet 4x4 Van @ 56,840 for Solid Waste	\$56,840
One Freightliner Flusher @ \$150,000 for Solid Waste	\$150,000
 TOTAL 2004 CIP	 \$3,683,974

CIP - Capital:

Fund: SubFund:	Division:			Program:			
<u>502</u> <u>502</u> <u>Equipment Rental &</u>	<u>600</u> <u>Equipment Rental &</u>			<u>860</u> <u>Fleet Mgt - Maint & Opera</u>			
Object	2004	2005	2006	2007	2008	2009	
Machinery & Equipment	\$3,683,974	\$2,267,877	\$1,708,320	\$3,057,544	\$4,960,465	\$3,620,364	
CIP-Capital	\$3,683,974	\$2,267,877	\$1,708,320	\$3,057,544	\$4,960,465	\$3,620,364	

CIP - Funding Source:

Funding Source	2004	2005	2006	2007	2008	2009
Other Funds	\$3,683,974	\$2,267,877	\$1,708,320	\$3,057,544	\$4,960,465	\$3,620,364
Totals:	\$3,683,974	\$2,267,877	\$1,708,320	\$3,057,544	\$4,960,465	\$3,620,364

Snohomish County Capital Improvement Project 2004-2009

Department: 06 Public Works

Short Name: 502 - CIP Fleet Mgt Arlington Fleet Facility

Description: This decision package is for the remodeling of the Arlington Fleet Facility, including the addition of 4,000 square feet of shop floor space.

Justification: In January 1999, Public Works responded to a Budget Proviso dealing with ER&R space. Justification for adding a modular building for Road Maintenance use was discussed, as well as the need for more shop floor space. The need for shop space is driven by growth and larger equipment in the fleet being supported by the Arlington Facility. Adding 4,000 square feet of shop floor space was discussed near the end of the 1/19/00 memorandum addressing the Budget Proviso with a proposed timeframe of 2000 or beyond.

Consultant project cost estimates in 2002 were \$2,176,142 and that amount was appropriated in 2003, but only approximately \$400,000 will be spent due to construction starting late. \$1,754,817 is being budgeted for 2004 construction, with a completion date of June 2004.

CIP - Capital:

Fund: SubFund:		Division:			Program:				
502	502	Equipment Rental &	600	Equipment Rental &	860	Fleet Mgt - Maint & Opera			
Object	2004	2005	2006	2007	2008	2009			
Buildings and Structures	\$1,754,817	\$0	\$0	\$0	\$0	\$0	\$0	\$0	\$0
CIP-Capital	\$1,754,817	\$0	\$0	\$0	\$0	\$0	\$0	\$0	\$0

CIP - Funding Source:

Funding Source	2004	2005	2006	2007	2008	2009
Other Funds	\$1,754,817	\$0	\$0	\$0	\$0	\$0
Totals:	\$1,754,817	\$0	\$0	\$0	\$0	\$0

Snohomish County Capital Improvement Project 2004-2009

Department: 06 Public Works

Short Name: 502 - Fleet Management Future Capital Projects

Description: These are projects that Fleet Management needs to plan and budget for in coming years. Funding will come from accumulated fund balance. Figures are preliminary and the scope and dates of the projects may change upon review.

Justification: - Cathcart Maintenance Facility - Combining Snohomish and Paine Field maintenance facilities into one at Cathcart.
 - 2004 - 2006 expenses - \$8,700,000
 - 2004 expense - \$600,000
 - New Shop Equipment - \$450,000 (2005-2006)

CIP - Capital:

Fund: SubFund:	Division:	Program:						
502 502 Equipment Rental &	600 Equipment Rental &	860 Fleet Mgt - Maint & Opera	2004	2005	2006	2007	2008	2009
Object								
Professional Services	\$0	\$120,000	\$60,000	\$0	\$0	\$0	\$0	\$0
Operating Trf.Out	\$600,000	\$0	\$0	\$0	\$0	\$0	\$0	\$0
Machinery & Equipment	\$0	\$0	\$400,000	\$50,000	\$0	\$0	\$0	\$0
Buildings and Structures	\$0	\$4,420,000	\$3,500,000	\$0	\$0	\$0	\$0	\$0
CIP-Capital	\$600,000	\$4,540,000	\$3,960,000	\$50,000	\$0	\$0	\$0	\$0

CIP - Funding Source:

Funding Source	2004	2005	2006	2007	2008	2009
Other Funds	\$600,000	\$4,540,000	\$3,960,000	\$50,000	\$0	\$0
Totals:	\$600,000	\$4,540,000	\$3,960,000	\$50,000	\$0	\$0

Snohomish County Capital Improvement Project 2004-2009

Department: 09 Parks and Recreation

Short Name: COMMUNITY PARKS-Alderwood Vicinity Community Park

Description: Alderwood Vicinity Community Park Acquisition and Development. Contribution of additional REET 2 and Park Mitigation Funds collected in the surrounding park mitigation district, to continue accumulating funds for the purchase and later development of property in the Alderwood area for a Community Park as identified in the approved 2001 Comprehensive Park and Recreation Plan for Snohomish County.

Justification: The approved 2001 Comprehensive Park and Recreation Plan for Snohomish County identified Alderwood as a target area to acquire property and develop a Community Park, responding to projected population growth and existing community needs. There are no County-owned ballfields or soccer fields in this area to serve the growing requirement for fields to serve youth sports organizations and very little in the way of traditional park amenities such as picnicking, playgrounds, trails and other sports facilities that could be developed at a community park.

Multi-Year CIP - Capital:

Fund: SubFund:	Division:		Program:				SubProgram:	Total
Detail/Obj. Name	2004	2005	2006	2007	2008	2009		
Future Yr/Mitig	\$0	\$25,000	\$25,000	\$25,000	\$25,000	\$25,000	\$125,000	
Future Yr/Reet2	\$0	\$125,000	\$125,000	\$125,000	\$125,000	\$250,000	\$750,000	
Prior Yr	\$1,435,910	\$0	\$0	\$0	\$0	\$0	\$1,435,910	
Program Totals:	\$1,435,910	\$150,000	\$150,000	\$150,000	\$150,000	\$275,000	\$2,310,910	

Fund: SubFund:	Division:		Program:		SubProgram:		Total		
309 309 Parks	985 Parks and Recreation	944 Community/Combinati	23 Alderwood	2004	2005	2006	2007	2008	2009
Detail/Obj. Name	2004	2005	2006	2007	2008	2009			
3 6101 Alderwood-Park	\$24,456	\$0	\$0	\$0	\$0	\$0	\$0	\$0	\$0
Program Totals:	\$24,456	\$0	\$0	\$0	\$0	\$0	\$0	\$0	\$0
Multi-Year CIP Totals:	\$1,460,366	\$150,000	\$150,000	\$150,000	\$150,000	\$275,000	\$2,335,366		

Multi-Year CIP - Funding

(Informational Only)

Funding Source	2004	2005	2006	2007	2008	2009	TOTAL
Parks Mitigation	\$24,456	\$25,000	\$25,000	\$25,000	\$25,000	\$25,000	\$149,456
Prior Year Funds	\$1,435,910	\$0	\$0	\$0	\$0	\$0	\$1,435,910
REET II	\$0	\$125,000	\$125,000	\$125,000	\$125,000	\$250,000	\$750,000
Totals:	\$1,460,366	\$150,000	\$150,000	\$150,000	\$150,000	\$275,000	\$2,335,366

Multi Year CIP - Operating

Category Name	2004	2005	2006	2007	2008	2009	TOTAL
Other Operating	\$0	\$0	\$0	\$0	\$0	\$0	\$0
Salaries/Benefits	\$0	\$0	\$0	\$0	\$0	\$0	\$0
Totals:	\$0	\$0	\$0	\$0	\$0	\$0	\$0

Snohomish County Capital Improvement Project 2004-2009

Department: 09 Parks and Recreation

Short Name: COMMUNITY PARKS-Brier Vicinity Community Park

Description: Brier Vicinity Community Park Acquisition and Development. Contribution of additional Park Mitigation Funds, collected in the surrounding park mitigation district, and REET 2 to continue accumulating funds for the purchase and development of property in the Brier area for a Community Park as identified in the approved 2001 Comprehensive Park and Recreation Plan for Snohomish County.

Justification: The approved 2001 Comprehensive Park and Recreation Plan for Snohomish County identified the Brier vicinity as a target area to acquire property and develop a Community Park, responding to projected population growth and existing community needs. There are no County-owned ballfields or soccer fields in this area to serve the growing requirement for fields to serve youth sports organizations and very little in the way of traditional park amenities such as picnicking, playgrounds, trails and other sports facilities that could be developed at a community park.

Multi-Year CIP - Capital:

Fund: SubFund:	Division:	Program:					SubProgram:	
Detail/Obj. Name	2004	2005	2006	2007	2008	2009	Total	
Future Yr/Mitig	\$0	\$121,250	\$121,250	\$121,250	\$121,250	\$121,250	\$606,250	
Future Yr/Reet2	\$0	\$0	\$0	\$0	\$0	\$100,000	\$100,000	
Prior Yr	\$0	\$86,371	\$0	\$0	\$0	\$0	\$86,371	
Program Totals:	\$0	\$207,621	\$121,250	\$121,250	\$121,250	\$221,250	\$792,621	
Multi-Year CIP Totals:	\$0	\$207,621	\$121,250	\$121,250	\$121,250	\$221,250	\$792,621	

Multi-Year CIP - Funding

Funding Source	2004	2005	2006	2007	2008	2009	TOTAL
Parks Mitigation	\$0	\$121,250	\$121,250	\$121,250	\$121,250	\$221,250	\$706,250
Prior Year Funds	\$0	\$86,371	\$0	\$0	\$0	\$0	\$86,371
Totals:	\$0	\$207,621	\$121,250	\$121,250	\$121,250	\$221,250	\$792,621

Snohomish County Capital Improvement Project 2004-2009

Department: 09 Parks and Recreation

Short Name: COMMUNITY PARKS-Cathcart/Martha Lake Airport Bond

Description: Cathcart/Martha Lake Airport Bond Repayment. The site purchased from the County Solid Waste Division at Cathcart for Willis Tucker Community Park and the site purchased for Martha Lake Airport Community Park were purchased with the assistance of a bond to be paid off over time with a combination of REET 1 and Park Mitigation Fee revenues.

Justification: The approved 2001 Comprehensive Park and Recreation Plan for Snohomish County identified target areas in which to acquire property and develop Community Parks, responding to projected population growth and existing community needs. The Cathcart and Martha Lake Airport properties met those criteria. There are no County-owned ballfields or soccer fields in these areas to serve the growing requirement for fields to serve youth sports organizations and very little in the way of traditional park amenities such as picnicking, playgrounds, trails and other sports facilities that could be developed at a community park.

Multi-Year CIP - Capital:

Fund: SubFund:	Division:	Program:					SubProgram:	
Detail/Obj. Name	2004	2005	2006	2007	2008	2009	Total	
Future Yr/Mitig	\$0	\$365,000	\$365,000	\$365,000	\$365,000	\$365,000	\$1,825,000	
Future Yr/Reet1	\$0	\$460,000	\$460,000	\$460,000	\$460,000	\$460,000	\$2,300,000	
Program Totals:	\$0	\$825,000	\$825,000	\$825,000	\$825,000	\$825,000	\$4,125,000	

Fund: SubFund:	Division:	Program:			SubProgram:		
309 309 Parks	985 Parks and Recreation	944 Community/Combinati	44 Athletic Fields				
Detail/Obj. Name	2004	2005	2006	2007	2008	2009	Total
1 9716 Ballfields-REET1-	\$460,000	\$0	\$0	\$0	\$0	\$0	\$460,000
3 9717 Ballfields-Park	\$363,599	\$0	\$0	\$0	\$0	\$0	\$363,599
Program Totals:	\$823,599	\$0	\$0	\$0	\$0	\$0	\$823,599
Multi-Year CIP Totals:	\$823,599	\$825,000	\$825,000	\$825,000	\$825,000	\$825,000	\$4,948,599

Multi-Year CIP - Funding

(Informational Only)

Funding Source	2004	2005	2006	2007	2008	2009	TOTAL
Future Year Funds	\$0	\$0	\$0	\$0	\$0	\$0	\$0
Parks Mitigation	\$363,599	\$365,000	\$365,000	\$365,000	\$365,000	\$365,000	\$2,188,599
REET I	\$460,000	\$460,000	\$460,000	\$460,000	\$460,000	\$460,000	\$2,760,000
Totals:	\$823,599	\$825,000	\$825,000	\$825,000	\$825,000	\$825,000	\$4,948,599

Snohomish County Capital Improvement Project 2004-2009

Department: 09 Parks and Recreation

Short Name: COMMUNITY PARKS-Cavalero Hill Community Park

Description: Cavalero Hill Community Park Development. Funds have been identified to start the accumulation of funds to develop Cavalero Hill Community Park. The approved 2001 Comprehensive Park and Recreation Plan for Snohomish County identified the Cavalero Hill area for the acquisition, which has already been accomplished, and development of a community park.

Justification: The approved 2001 Comprehensive Park and Recreation Plan for Snohomish County identified the Cavalero Hill vicinity as a target area to acquire property and develop a Community Park, responding to projected population growth and existing community needs. There are no County-owned ballfields or soccer fields in this area to serve the growing requirement for fields to serve youth sports organizations and very little in the way of traditional park amenities such as picnicking, playgrounds, trails and other sports facilities that could be developed at a community park.

Multi-Year CIP - Capital:

Fund: SubFund:	Division:	Program:					SubProgram:	
Detail/Obj. Name	2004	2005	2006	2007	2008	2009	Total	
Future Yr/Mitig	\$0	\$96,500	\$96,500	\$96,500	\$96,500	\$96,500	\$482,500	
Future Yr/Reel2	\$0	\$53,000	\$53,000	\$53,000	\$150,000	\$110,096	\$419,096	
Prior Yr	\$0	\$0	\$656,642	\$0	\$0	\$0	\$656,642	
Program Totals:	\$0	\$149,500	\$806,142	\$149,500	\$246,500	\$206,596	\$1,558,238	
Multi-Year CIP Totals:	\$0	\$149,500	\$806,142	\$149,500	\$246,500	\$206,596	\$1,558,238	

Multi-Year CIP - Funding

Funding Source	2004	2005	2006	2007	2008	2009	TOTAL
Parks Mitigation	\$0	\$96,500	\$96,500	\$96,500	\$96,500	\$96,500	\$482,500
REET II	\$0	\$53,000	\$53,000	\$53,000	\$150,000	\$110,096	\$419,096
Prior Year Funds	\$0	\$0	\$656,642	\$0	\$0	\$0	\$656,642
Totals:	\$0	\$149,500	\$806,142	\$149,500	\$246,500	\$206,596	\$1,558,238

Snohomish County Capital Improvement Project 2004-2009

Department: 09 Parks and Recreation

Short Name: COMMUNITY PARKS-ECRD Maltby Park

Description: East County Park and Recreation District Maltby Park Development. The 2001 Comprehensive Park and Recreation Plan for Snohomish County identified the Maltby vicinity as a target for the acquisition and/or development of a Community Park. Additional funds directed at the East County Park and Recreation District facility at Maltby Park will provide additional or improved recreational

Justification: The 2001 Comprehensive Park and Recreation Plan for Snohomish County identified the Maltby vicinity as a target for the acquisition and/or development of a Community Park. Additional funds directed at the East County Park and Recreation District facility at Maltby Park will provide additional or improved recreational facilities. East County Park and Recreation District will be responsible for maintenance and operation of the facilities.

Multi-Year CIP - Capital:

Fund: SubFund:	Division:		Program:				SubProgram:		Total
Detail/Obj. Name	2004	2005	2006	2007	2008	2009			
Prior Yr	\$39,167	\$0	\$0	\$0	\$0	\$0	\$0	\$0	\$39,167
Program Totals:	\$39,167	\$0	\$0	\$0	\$0	\$0	\$0	\$0	\$39,167
Fund: SubFund:	Division:		Program:				SubProgram:		
309 309 Parks	985 Parks and Recreation		944 Community/Combinati				32 Maltby		
Detail/Obj. Name	2004	2005	2006	2007	2008	2009			Total
3 6501 Mltby-Park Mit-	\$15,728	\$0	\$0	\$0	\$0	\$0	\$0	\$0	\$15,728
Program Totals:	\$15,728	\$0	\$0	\$0	\$0	\$0	\$0	\$0	\$15,728
Multi-Year CIP Totals:	\$54,895	\$0	\$0	\$0	\$0	\$0	\$0	\$0	\$54,895

Multi-Year CIP - Funding

(Informational Only)

Funding Source	2004	2005	2006	2007	2008	2009	TOTAL
Parks Mitigation	\$15,728	\$0	\$0	\$0	\$0	\$0	\$15,728
Prior Year Funds	\$39,167	\$0	\$0	\$0	\$0	\$0	\$39,167
Totals:	\$54,895	\$0	\$0	\$0	\$0	\$0	\$54,895

Snohomish County Capital Improvement Project 2004-2009

Department: 09 Parks and Recreation

Short Name: COMMUNITY PARKS-Everett Community Park

Description: Everett Community Park Development. Contribution of Park mitigation funds collected in the unincorporated Everett collection district. These funds can be used by the City of Everett for the acquisition or development of Community Park facilities or incorporate their use in the expansion and improvement of the Norton Boat Launch of which the County is a current partner.

Justification: Whether Everett wishes to use these funds for the expansion and improvement of the Norton Boat Launch or the acquisition and/or development of a community park, the funds will serve to provide new and/or improved recreational facilities in a community park setting. The City of Everett will be responsible for the maintenance and operation of any new or improved facility that is developed with these funds.

Multi-Year CIP - Capital:

Fund: SubFund:	Division:		Program:				SubProgram:		
Detail/Obj. Name	2004	2005	2006	2007	2008	2009		Total	
Future Yr/Mitig	\$0	\$58,000	\$58,000	\$58,000	\$58,000	\$58,000	\$58,000	\$290,000	
Prior Yr	\$224,927	\$0	\$0	\$0	\$0	\$0	\$0	\$224,927	
Program Totals:	\$224,927	\$58,000	\$58,000	\$58,000	\$58,000	\$58,000	\$58,000	\$514,927	
Fund: SubFund:	Division:		Program:				SubProgram:		
309 309 Parks	985 Parks and Recreation		944 Community/Combinati				21 South Everett		
Detail/Obj. Name	2004	2005	2006	2007	2008	2009		Total	
3 6501 South Everett-	\$58,258	\$0	\$0	\$0	\$0	\$0	\$0	\$58,258	
Program Totals:	\$58,258	\$0	\$0	\$0	\$0	\$0	\$0	\$58,258	
Multi-Year CIP Totals:	\$283,185	\$58,000	\$58,000	\$58,000	\$58,000	\$58,000	\$58,000	\$573,185	

Multi-Year CIP - Funding

(Informational Only)

Funding Source	2004	2005	2006	2007	2008	2009	TOTAL
Parks Mitigation	\$58,258	\$58,000	\$58,000	\$58,000	\$58,000	\$58,000	\$348,258
Prior Year Funds	\$224,927	\$0	\$0	\$0	\$0	\$0	\$224,927
Totals:	\$283,185	\$58,000	\$58,000	\$58,000	\$58,000	\$58,000	\$573,185

Snohomish County Capital Improvement Project 2004-2009

Department: 09 Parks and Recreation

Short Name: COMMUNITY PARKS-Forsgren Community Park

Description: Forsgren Community Park Development. Completion of the playground facility and other improvements to the Community Park.

Justification: Parks has recently completed renovation of the soccer fields and associated facilities at the park with the help and financial contribution of North Shore Soccer. These additional improvements will not be sports field related and address the needs of the growing community surrounding the park. The care and maintenance of the sports fields is the responsibility of North Shore Soccer.

Multi-Year CIP - Capital:

Fund: SubFund:	Division:		Program:			SubProgram:		
Detail/Obj. Name	2004	2005	2006	2007	2008	2009		Total
Prior Yr	\$41,117	\$0	\$0	\$0	\$0	\$0	\$0	\$41,117
Program Totals:	\$41,117	\$0	\$0	\$0	\$0	\$0	\$0	\$41,117
Fund: SubFund:	Division:		Program:			SubProgram:		
<u>309</u> <u>309</u> <u>Parks</u>	<u>985</u> <u>Parks and Recreation</u>		<u>944</u> <u>Community/Combinati</u>			<u>05</u> <u>Forsgren</u>		
Detail/Obj. Name	2004	2005	2006	2007	2008	2009		Total
3 6501 Forsgren-Park Mit-	\$100,000	\$0	\$0	\$0	\$0	\$0	\$0	\$100,000
Program Totals:	\$100,000	\$0	\$0	\$0	\$0	\$0	\$0	\$100,000
Multi-Year CIP Totals:	\$141,117	\$0	\$0	\$0	\$0	\$0	\$0	\$141,117

Multi-Year CIP - Funding

Funding Source	(Informational Only)						
	2004	2005	2006	2007	2008	2009	TOTAL
Parks Mitigation	\$100,000	\$0	\$0	\$0	\$0	\$0	\$100,000
Prior Year Funds	\$41,117	\$0	\$0	\$0	\$0	\$0	\$41,117
Totals:	\$141,117	\$0	\$0	\$0	\$0	\$0	\$141,117

Snohomish County Capital Improvement Project 2004-2009

Department: 09 Parks and Recreation

Short Name: COMMUNITY PARKS-Lake Stevens Community Park

Description: Lake Stevens Community Park Development. These additional funds will provide additional amenities to the Phase 1 development which could include the completion of an additional ballfield or the completion of an additional soccer field. The Lake Stevens Junior Athletic Association will be entering into an agreement with Parks for the maintenance and operation of the sports fields.

Justification: The approved 2001 Comprehensive Park and Recreation Plan for Snohomish County identified the Lake Stevens vicinity as a target area to develop a Community Park, responding to projected population growth and existing community needs. There are no County-owned ballfields or soccer fields in this area to serve the growing requirement for fields to serve youth sports organizations and very little in the way of traditional park amenities such as picnicking, playgrounds, trails and other sports facilities that could be developed at a community park. The social and health benefits of this variety of recreation are many and varied.

Multi-Year CIP - Capital:

Fund: SubFund:	Division:		Program:			SubProgram:		
Detail/Obj. Name	2004	2005	2006	2007	2008	2009		Total
Future Yr/Reet2	\$0	\$200,000	\$200,000	\$200,000		\$0	\$0	\$600,000
Prior Yr	\$3,409,893	\$0	\$0	\$0		\$0	\$0	\$3,409,893
Program Totals:	\$3,409,893	\$200,000	\$200,000	\$200,000		\$0	\$0	\$4,009,893

Fund: SubFund:	Division:		Program:			SubProgram:		
Detail/Obj. Name	2004	2005	2006	2007	2008	2009		Total
309 309 Parks								
		985 Parks and Recreation		944 Community/Combinati		15 Lake Stevens		
2 6501 Lk Stevens-	\$100,000	\$0	\$0	\$0	\$0	\$0	\$0	\$100,000
3 6501 Lk Stevens-Park	\$96,490	\$0	\$0	\$0	\$0	\$0	\$0	\$96,490
Program Totals:	\$196,490	\$0	\$0	\$0	\$0	\$0	\$0	\$196,490
Multi-Year CIP Totals:	\$3,606,383	\$200,000	\$200,000	\$200,000	\$0	\$0	\$0	\$4,206,383

Multi-Year CIP - Funding

(Informational Only)

Funding Source	2004	2005	2006	2007	2008	2009	TOTAL
REET II	\$100,000	\$200,000	\$200,000	\$200,000	\$0	\$0	\$700,000
Parks Mitigation	\$96,490	\$0	\$0	\$0	\$0	\$0	\$96,490
Prior Year Funds	\$3,409,893	\$0	\$0	\$0	\$0	\$0	\$3,409,893
Totals:	\$3,606,383	\$200,000	\$200,000	\$200,000	\$0	\$0	\$4,206,383

Multi Year CIP - Operating

Category Name	2004	2005	2006	2007	2008	2009	TOTAL
Other Operating	\$0	\$5,000	\$0	\$0	\$0	\$0	\$5,000
Supplies	\$0	\$10,000	\$0	\$0	\$0	\$0	\$10,000
Salaries/Benefits	\$0	\$35,000	\$0	\$0	\$0	\$0	\$35,000
Totals:	\$0	\$50,000	\$0	\$0	\$0	\$0	\$50,000

Snohomish County Capital Improvement Project 2004-2009

Department: 09 Parks and Recreation

Short Name: COMMUNITY PARKS-Lakewood Community Park

Description: Lakewood Community Park Acquisition and Development. Contribution of additional Park Mitigation Funds, collected in the surrounding park mitigation district, and REET 2 to continue accumulating funds for the purchase and later development of property in the Lakewood area for a Community Park as identified in the approved 2001 Comprehensive Park and Recreation Plan for

Justification: The approved 2001 Comprehensive Park and Recreation Plan for Snohomish County identified Lakewood as a target area to acquire property and develop a Community Park, responding to projected population growth and existing community needs. There are no County-owned ballfields or soccer fields in this area to serve the growing requirement for fields to serve youth sports organizations and very little in the way of traditional park amenities such as picnicking, playgrounds, trails and other sports facilities that could be developed at a community park.

Multi-Year CIP - Capital:

Fund: SubFund:	Division:		Program:		SubProgram:		Total
Detail/Obj. Name	2004	2005	2006	2007	2008	2009	
Future Yr/Mitig	\$0	\$7,500	\$8,000	\$8,000	\$8,000	\$8,500	\$40,000
Future Yr/Reet2	\$0	\$0	\$0	\$0	\$200,000	\$0	\$200,000
Prior Yr	\$162,532	\$0	\$0	\$0	\$0	\$0	\$162,532
Program Totals:	\$162,532	\$7,500	\$8,000	\$8,000	\$208,000	\$8,500	\$402,532

Fund: SubFund:	Division:		Program:		SubProgram:		Total
Detail/Obj. Name	2004	2005	2006	2007	2008	2009	
3 6101 Lakewood-Park	\$7,273	\$0	\$0	\$0	\$0	\$0	\$7,273
Program Totals:	\$7,273	\$0	\$0	\$0	\$0	\$0	\$7,273
Multi-Year CIP Totals:	\$169,805	\$7,500	\$8,000	\$8,000	\$208,000	\$8,500	\$409,805

Multi-Year CIP - Funding

(Informational Only)

Funding Source	2004	2005	2006	2007	2008	2009	TOTAL
REET II	\$0	\$0	\$0	\$0	\$200,000	\$0	\$200,000
Prior Year Funds	\$162,532	\$0	\$0	\$0	\$0	\$0	\$162,532
Parks Mitigation	\$7,273	\$7,500	\$8,000	\$8,000	\$8,000	\$8,500	\$47,273
Totals:	\$169,805	\$7,500	\$8,000	\$8,000	\$208,000	\$8,500	\$409,805

Snohomish County Capital Improvement Project 2004-2009

Department: 09 Parks and Recreation

Short Name: COMMUNITY PARKS-Maltby Vicinity Community Park

Description: Maltby Vicinity Community Park Acquisition. Contribution of Park Mitigation Funds collected in the surrounding park mitigation district, to continue accumulating funds for the purchase and later development of property in the Maltby area for a Community Park as identified in the approved 2001 Comprehensive Park and Recreation Plan for Snohomish County.

Justification: The approved 2001 Comprehensive Park and Recreation Plan for Snohomish County identified Maltby as a target area to acquire property and develop a Community Park, responding to projected population growth and existing community needs. There are no County-owned ballfields or soccer fields in this area to serve the growing requirement for fields to serve youth sports organizations and very little in the way of traditional park amenities such as picnicking, playgrounds, trails and other sports facilities that could be developed at a community park.

Multi-Year CIP - Capital:

Fund: SubFund:	Division:		Program:		SubProgram:		Total
Detail/Obj. Name	2004	2005	2006	2007	2008	2009	Total
Future Yr/Mitig	\$0	\$0	\$0	\$0	\$15,700	\$15,700	\$31,400
Program Totals:	\$0	\$0	\$0	\$0	\$15,700	\$15,700	\$31,400
Multi-Year CIP Totals:	\$0	\$0	\$0	\$0	\$15,700	\$15,700	\$31,400

Multi-Year CIP - Funding

Funding Source	(Informational Only)						TOTAL
	2004	2005	2006	2007	2008	2009	TOTAL
Parks Mitigation	\$0	\$0	\$0	\$0	\$15,700	\$15,700	\$31,400
Totals:	\$0	\$0	\$0	\$0	\$15,700	\$15,700	\$31,400

Snohomish County Capital Improvement Project 2004-2009

Department: 09 Parks and Recreation

Short Name: COMMUNITY PARKS-Martha Lake Airport Community Park

Description: Martha Lake Airport Community Park Development. Continuation of funding for the development of the park including playground, ballfield, soccer field, parking, skateboard park, trails, picnic facilities, natural area development and the other costs of development (fees, traffic mitigation, wetland mitigation and etc).

Justification: The first phase of the development of Martha Lake Airport Community Park, identified for acquisition and development in the 2001 Comprehensive Park and Recreation Plan for Snohomish County, is a continuance of the long-term plan to address the impacts of growth on parks and provide facilities that have not been available in this fast growing area. Other facilities that are part of phase 1 include ballfield, soccer field, skateboard park, infrastructure, parking, playground, trails and other recreational facilities.

Multi-Year CIP - Capital:

Fund: SubFund:	Division:		Program:		SubProgram:		
Detail/Obj. Name	2004	2005	2006	2007	2008	2009	Total
Future Yr/Mitig	\$0	\$125,000	\$125,000	\$125,000	\$125,000	\$125,000	\$625,000
Future Yr/Reet2	\$0	\$150,000	\$173,396	\$173,396	\$200,000	\$200,000	\$896,792
Prior Yr	\$1,279,027	\$0	\$0	\$0	\$0	\$0	\$1,279,027
Program Totals:	\$1,279,027	\$275,000	\$298,396	\$298,396	\$325,000	\$325,000	\$2,800,819

Fund: SubFund:	Division:		Program:		SubProgram:		
Detail/Obj. Name	2004	2005	2006	2007	2008	2009	Total
4 6501 Martha Lk Airport-	\$300,000	\$0	\$0	\$0	\$0	\$0	\$300,000
Program Totals:	\$300,000	\$0	\$0	\$0	\$0	\$0	\$300,000
Multi-Year CIP Totals:	\$1,579,027	\$275,000	\$298,396	\$298,396	\$325,000	\$325,000	\$3,100,819

Multi-Year CIP - Funding

(Informational Only)

Funding Source	2004	2005	2006	2007	2008	2009	TOTAL
Parks Mitigation	\$0	\$125,000	\$125,000	\$125,000	\$125,000	\$125,000	\$625,000
REET II	\$0	\$150,000	\$173,396	\$173,396	\$200,000	\$200,000	\$896,792
Other Grants	\$300,000	\$0	\$0	\$0	\$0	\$0	\$300,000
Prior Year Funds	\$1,279,027	\$0	\$0	\$0	\$0	\$0	\$1,279,027
Totals:	\$1,579,027	\$275,000	\$298,396	\$298,396	\$325,000	\$325,000	\$3,100,819

Multi Year CIP - Operating

Category Name	2004	2005	2006	2007	2008	2009	TOTAL
Other Operating	\$0	\$0	\$5,000	\$0	\$0	\$0	\$5,000
Supplies	\$0	\$0	\$10,000	\$0	\$0	\$0	\$10,000
Salaries/Benefits	\$0	\$0	\$35,000	\$0	\$0	\$0	\$35,000
Totals:	\$0	\$0	\$50,000	\$0	\$0	\$0	\$50,000

Snohomish County Capital Improvement Project 2004-2009

Department: 09 Parks and Recreation

Short Name: COMMUNITY PARKS-Miscellaneous

Description: Miscellaneous Community/Combination Projects. This category represents closing out or carrying over small amounts of funding for the purposes of the Capital Improvement Plan. Projects include: Tambark Creek Community Park Development, Locust Way Community Park, and Martha Lake Elementary Playground.

Justification: The 2001 Comprehensive Park and Recreation Plan for Snohomish County promotes the acquisition and construction of community parks in or adjacent to areas projected to have significant growth within the horizon of the Comprehensive Plan. These funds are to begin an accumulation of funds over several years leading to the completion of the projects.

Multi-Year CIP - Capital:

Fund: SubFund:	Division:		Program:				SubProgram:		
Detail/Obj. Name	2004	2005	2006	2007	2008	2009		Total	
Prior Yr	\$3,600	\$0	\$0	\$0	\$0	\$0	\$0	\$3,600	
Program Totals:	\$3,600	\$0	\$0	\$0	\$0	\$0	\$0	\$3,600	
Fund: SubFund:	Division:		Program:				SubProgram:		
309 309 Parks	985 Parks and Recreation		944 Community/Combination				67		
Detail/Obj. Name	2004	2005	2006	2007	2008	2009		Total	
3 6501 Locust Way-Park	\$21,402	\$0	\$0	\$0	\$0	\$0	\$0	\$21,402	
Program Totals:	\$21,402	\$0	\$0	\$0	\$0	\$0	\$0	\$21,402	
Fund: SubFund:	Division:		Program:				SubProgram:		
309 309 Parks	985 Parks and Recreation		944 Community/Combination				68		
Detail/Obj. Name	2004	2005	2006	2007	2008	2009		Total	
2 6501 Martha Lk Elem-	\$5,000	\$0	\$0	\$0	\$0	\$0	\$0	\$5,000	
Program Totals:	\$5,000	\$0	\$0	\$0	\$0	\$0	\$0	\$5,000	
Multi-Year CIP Totals:	\$30,002	\$0	\$0	\$0	\$0	\$0	\$0	\$30,002	

Multi-Year CIP - Funding

	(Informational Only)							
Funding Source	2004	2005	2006	2007	2008	2009		TOTAL
REET II	\$5,000	\$0	\$0	\$0	\$0	\$0	\$0	\$5,000
Parks Mitigation	\$21,402	\$0	\$0	\$0	\$0	\$0	\$0	\$21,402
Prior Year Funds	\$3,600	\$0	\$0	\$0	\$0	\$0	\$0	\$3,600
Totals:	\$30,002	\$0	\$0	\$0	\$0	\$0	\$0	\$30,002

Snohomish County Capital Improvement Project 2004-2009

Department: 09 Parks and Recreation

Short Name: COMMUNITY PARKS-Monroe Vicinity Community Park

Description: Monroe Vicinity Community Park Development. Funds have been identified to start the accumulation of funds to acquire property and develop the Monroe Vicinity Community Park. The approved 2001 Comprehensive Park and Recreation Plan for Snohomish County identified the Monroe area for the acquisition and development of a community park.

Justification: The approved 2001 Comprehensive Park and Recreation Plan for Snohomish County identified the Monroe vicinity as a target area to acquire property and develop a Community Park, responding to projected population growth and existing community needs. There are no County-owned ballfields or soccer fields in this area to serve the growing requirement for fields to serve youth sports organizations and very little in the way of traditional park amenities such as picnicking, playgrounds, trails and other sports facilities that could be developed at a community park. This is a project that most likely will be accomplished in cooperation with the City of Monroe.

Multi-Year CIP - Capital:

Fund: SubFund:	Division:		Program:				SubProgram:	Total
Detail/Obj. Name	2004	2005	2006	2007	2008	2009		
Future Yr/Mitig	\$0	\$27,000	\$27,000	\$27,000	\$27,000	\$27,500	\$135,500	
Future Yr/Reet2	\$0	\$0	\$0	\$0	\$0	\$27,500	\$27,500	
Prior Yr	\$0	\$100,221	\$0	\$0	\$0	\$0	\$100,221	
Program Totals:	\$0	\$127,221	\$27,000	\$27,000	\$27,000	\$55,000	\$263,221	

Fund: SubFund:	Division:		Program:		SubProgram:		Total
Detail/Obj. Name	2004	2005	2006	2007	2008	2009	
3 6101 Monroe-Park Mit-	\$26,922	\$0	\$0	\$0	\$0	\$0	\$26,922
Program Totals:	\$26,922	\$0	\$0	\$0	\$0	\$0	\$26,922
Multi-Year CIP Totals:	\$26,922	\$127,221	\$27,000	\$27,000	\$27,000	\$55,000	\$290,143

Multi-Year CIP - Funding

Funding Source	(Informational Only)						TOTAL
	2004	2005	2006	2007	2008	2009	
REET II	\$0	\$0	\$0	\$0	\$0	\$27,500	\$27,500
Parks Mitigation	\$26,922	\$27,000	\$27,000	\$27,000	\$27,000	\$27,500	\$162,422
Prior Year Funds	\$0	\$100,221	\$0	\$0	\$0	\$0	\$100,221
Totals:	\$26,922	\$127,221	\$27,000	\$27,000	\$27,000	\$55,000	\$290,143

Snohomish County Capital Improvement Project 2004-2009

Department: 09 Parks and Recreation

Short Name: COMMUNITY PARKS-Neighborhood Improvement Program

Description: Neighborhood Improvement Program. County Council program designed to acquire or improve local and community park sites within Urban Growth Areas.

Justification: As development moves out into the Urban Growth Areas there is a need to reserve properties for the later development of parks by the cities. The goal for many of these acquisitions is to have cities acquire them through interlocal agreements so that they have the maintenance and operation responsibilities associated with the properties. When this is not possible, the County will acquire the properties and turn them over to the cities when they are prepared to take care of them or when the surrounding area is annexed by the city.

New Projects include North County ball fields, grading and design for ball fields at the Paine Field Park, and Plaza/Park areas for the Edmonds Convention Center.

Multi-Year CIP - Capital:

Fund: SubFund:	Division:		Program:		SubProgram:		Total
Detail/Obj. Name	2004	2005	2006	2007	2008	2009	Total
Edmonds Conv	\$211,422	\$0	\$0	\$0	\$0	\$0	\$211,422
Edmonds Conv	\$1,237,935	\$0	\$0	\$0	\$0	\$0	\$1,237,935
North County	\$300,000	\$0	\$0	\$0	\$0	\$0	\$300,000
North County	\$200,000	\$0	\$0	\$0	\$0	\$0	\$200,000
Paine Field REET	\$400,000	\$0	\$0	\$0	\$0	\$0	\$400,000
Program Totals:	\$2,349,357	\$0	\$0	\$0	\$0	\$0	\$2,349,357
Multi-Year CIP Totals:	\$2,349,357	\$0	\$0	\$0	\$0	\$0	\$2,349,357

Multi-Year CIP - Funding

(Informational Only)

Funding Source	2004	2005	2006	2007	2008	2009	TOTAL
REET II	\$400,000	\$0	\$0	\$0	\$0	\$0	\$400,000
Prior Year Funds	\$1,949,357	\$0	\$0	\$0	\$0	\$0	\$1,949,357
Totals:	\$2,349,357	\$0	\$0	\$0	\$0	\$0	\$2,349,357

Snohomish County Capital Improvement Project 2004-2009

Department: 09 Parks and Recreation

Short Name: COMMUNITY PARKS-Paine Field Community Park

Description: Paine Field Community Park Development. The goal is to provide additional amenities and improvements to the recently purchased ballfield complex. The first project will be to provide lighting for the baseball field. Later goals include a soccer field, a playground, additional parking, and other community park amenities.

Justification: Development of this park, including the installation of ballfield lighting, will expand the capacity of the ballfields, allowing more games to be played on the same fields. The Mukilteo Little League will take responsibility for the maintenance and operation of the ballfields. Other park amenities including an additional sports field, playground and other park amenities will come in future phases. Parks has absorbed general operating costs for this park.

Multi-Year CIP - Capital:

Fund: SubFund:	Division:		Program:				SubProgram:		Total
Detail/Obj. Name	2004	2005	2006	2007	2008	2009			
Future Yr/Mitig	\$0	\$120,000	\$120,000	\$120,000	\$120,000	\$120,000		\$600,000	
Future Yr/Reet2	\$0	\$100,000	\$100,000	\$80,000	\$80,000	\$80,000		\$440,000	
Prior Yr	\$124,663	\$0	\$0	\$0	\$0	\$0		\$124,663	
Program Totals:	\$124,663	\$220,000	\$220,000	\$200,000	\$200,000	\$200,000		\$1,164,663	

Fund: SubFund:	Division:		Program:		SubProgram:		Total
Detail/Obj. Name	2004	2005	2006	2007	2008	2009	
3 6501 Paine Field-Park	\$118,958	\$0	\$0	\$0	\$0	\$0	\$118,958
Program Totals:	\$118,958	\$0	\$0	\$0	\$0	\$0	\$118,958
Multi-Year CIP Totals:	\$243,621	\$220,000	\$220,000	\$200,000	\$200,000	\$200,000	\$1,283,621

Multi-Year CIP - Funding

Funding Source	(Informational Only)						TOTAL
	2004	2005	2006	2007	2008	2009	
Parks Mitigation	\$118,958	\$120,000	\$120,000	\$120,000	\$120,000	\$120,000	\$718,958
REET II	\$0	\$100,000	\$100,000	\$80,000	\$80,000	\$80,000	\$440,000
Prior Year Funds	\$124,663	\$0	\$0	\$0	\$0	\$0	\$124,663
Totals:	\$243,621	\$220,000	\$220,000	\$200,000	\$200,000	\$200,000	\$1,283,621

Snohomish County Capital Improvement Project 2004-2009

Department: 09 Parks and Recreation

Short Name: COMMUNITY PARKS-Pilchuck River Community Park

Description: Pilchuck River Community Park Development. Funds had been identified to start the accumulation of funds to develop Pilchuck River Community Park. The approved 2001 Comprehensive Park and Recreation Plan for Snohomish County identified the Snohomish area for the acquisition, which has already been accomplished, and development of a community park.

Justification: The approved 2001 Comprehensive Park and Recreation Plan for Snohomish County identified the Snohomish vicinity as a target area to acquire property and develop a Community Park, responding to projected population growth and existing community needs. There are no County-owned ballfields or soccer fields in this area to serve the growing requirement for fields to serve youth sports organizations and very little in the way of traditional park amenities such as picnicking, playgrounds, trails and other sports facilities that could be developed at a community park.

Multi-Year CIP - Capital:

Fund: SubFund:	Division:		Program:				SubProgram:		Total
Detail/Obj. Name	2004	2005	2006	2007	2008	2009			
Future Yr/Mitig	\$0	\$120,000	\$120,000	\$120,000	\$120,000	\$120,000		\$600,000	
Future Yr/Reet2	\$0	\$80,000	\$80,000	\$100,000	\$100,000	\$100,000		\$460,000	
Prior Yr	\$29,062	\$0	\$0	\$0	\$0	\$0		\$29,062	
Program Totals:	\$29,062	\$200,000	\$200,000	\$220,000	\$220,000	\$220,000		\$1,089,062	

Fund: SubFund:	Division:		Program:		SubProgram:		Total
309 309 Parks	985 Parks and Recreation		944 Community/Combinati		62 Pilchuck		
Detail/Obj. Name	2004	2005	2006	2007	2008	2009	
3 6501 Pilchuck-Park Mit-	\$100,000	\$0	\$0	\$0	\$0	\$0	\$100,000
Program Totals:	\$100,000	\$0	\$0	\$0	\$0	\$0	\$100,000
Multi-Year CIP Totals:	\$129,062	\$200,000	\$200,000	\$220,000	\$220,000	\$220,000	\$1,189,062

Multi-Year CIP - Funding

(Informational Only)

Funding Source	2004	2005	2006	2007	2008	2009	TOTAL
REET II	\$0	\$80,000	\$80,000	\$100,000	\$100,000	\$100,000	\$460,000
Parks Mitigation	\$100,000	\$120,000	\$120,000	\$120,000	\$120,000	\$120,000	\$700,000
Prior Year Funds	\$29,062	\$0	\$0	\$0	\$0	\$0	\$29,062
Totals:	\$129,062	\$200,000	\$200,000	\$220,000	\$220,000	\$220,000	\$1,189,062

Snohomish County Capital Improvement Project 2004-2009

Department: 09 Parks and Recreation

Short Name: COMMUNITY PARKS-Sky Valley Vicinity Community Park

Description: Sky Valley Vicinity Community Park Acquisition. Contribution of Park Mitigation Funds collected in the surrounding park mitigation district, to continue accumulating funds for the purchase and later development of property in the Sky Valley area for a Community Park as identified in the approved 2001 Comprehensive Park and Recreation Plan for Snohomish County.

Justification: The approved 2001 Comprehensive Park and Recreation Plan for Snohomish County identified Sky Valley as a target area to acquire property and develop a Community Park, responding to projected population growth and existing community needs. There are no County-owned ballfields or soccer fields in this area to serve the growing requirement for fields to serve youth sports organizations and very little in the way of traditional park amenities such as picnicking, playgrounds, trails and other sports facilities that could be developed at a community park.

Multi-Year CIP - Capital:

Fund: SubFund:	Division:		Program:				SubProgram:	
Detail/Obj. Name	2004	2005	2006	2007	2008	2009	Total	
Future Yr/Mitig	\$0	\$6,000	\$6,000	\$6,000	\$6,000	\$6,000	\$30,000	
Prior Yr	\$0	\$0	\$17,110	\$0	\$0	\$0	\$17,110	
Program Totals:	\$0	\$6,000	\$23,110	\$6,000	\$6,000	\$6,000	\$47,110	
Multi-Year CIP Totals:	\$0	\$6,000	\$23,110	\$6,000	\$6,000	\$6,000	\$47,110	

Multi-Year CIP - Funding

Funding Source	(Informational Only)						TOTAL
	2004	2005	2006	2007	2008	2009	
Prior Year Funds	\$0	\$0	\$17,110	\$0	\$0	\$0	\$17,110
Parks Mitigation	\$0	\$6,000	\$6,000	\$6,000	\$6,000	\$6,000	\$30,000
Totals:	\$0	\$6,000	\$23,110	\$6,000	\$6,000	\$6,000	\$47,110

Snohomish County Capital Improvement Project 2004-2009

Department: 09 Parks and Recreation

Short Name: COMMUNITY PARKS-Snohomish School District

Description: Snohomish School District Ballfield Upgrades. Backstops, bases, and infield upgrades to baseball fields at up to three schools in the Snohomish School District and may include Riverview Elementary, Cascade View and Machias Elementary.

Justification: Upgrading of fields owned by school districts provide more capacity for the use of little league baseball teams. The North Snohomish Little League is losing its fields that have been located at Harvey Field Airport. Upgrade of fields in the Snohomish School District that they use will help them to meet the needs of their teams. This is a project that could be accomplished with volunteer labor. The field will be maintained by the North Snohomish Little League.

Multi-Year CIP - Capital:

Fund: SubFund: 309 309 Parks	Division: 985 Parks and Recreation			Program: 944 Community/Combinati		SubProgram: 66		Total
	2004	2005	2006	2007	2008	2009		
Detail/Obj. Name								
3.6501. Snoh School-Park	\$20,386	\$0	\$0	\$0	\$0	\$0	\$0	\$20,386
Program Totals:	\$20,386	\$0	\$0	\$0	\$0	\$0	\$0	\$20,386
Multi-Year CIP Totals:	\$20,386	\$0	\$0	\$0	\$0	\$0	\$0	\$20,386

Multi-Year CIP - Funding

Funding Source	(Informational Only)						TOTAL
	2004	2005	2006	2007	2008	2009	
Parks Mitigation	\$20,386	\$0	\$0	\$0	\$0	\$0	\$20,386
Totals:	\$20,386	\$0	\$0	\$0	\$0	\$0	\$20,386

Snohomish County Capital Improvement Project 2004-2009

Department: 09 Parks and Recreation

Short Name: COMMUNITY PARKS-Whitehorse Community Park

Description: Whitehorse Community Park Development. Funds allocated to this project will support phase 2 development of the Whitehorse Community Park in Darrington. These additional funds will provide match for an application to the IAC to support the construction of two additional ballfields with associated infrastructure including irrigation and drainage.

Justification: Whitehorse Community Park has the only ballfield available to the little league in Darrington. Additional fields will support their seasonal play, public tournaments, and use by the general public outside of the little league season. The amenities added to the park will serve other users with traditional park opportunities. Darrington will be responsible for the operation and maintenance of the park.

Multi-Year CIP - Capital:

Fund: SubFund:	Division:			Program:			SubProgram:		
Detail/Obj. Name	2004	2005	2006	2007	2008	2009	Total		
Future Yr/Mtig	\$0	\$12,500	\$0	\$0	\$0	\$0	\$12,500		
Future Yr/Reet2	\$0	\$300,000	\$0	\$0	\$0	\$0	\$300,000		
Program Totals:	\$0	\$312,500	\$0	\$0	\$0	\$0	\$312,500		
Fund: SubFund:	Division:			Program:			SubProgram:		
309 - 309 Parks	985 Parks and Recreation			944 Community/Combinati			63 Whitehorse		
Detail/Obj. Name	2004	2005	2006	2007	2008	2009	Total		
2 6501 Whitehorse-	\$195,932	\$0	\$0	\$0	\$0	\$0	\$195,932		
3 6501 Whitehorse-Park	\$12,371	\$0	\$0	\$0	\$0	\$0	\$12,371		
Program Totals:	\$208,303	\$0	\$0	\$0	\$0	\$0	\$208,303		
Multi-Year CIP Totals:	\$208,303	\$312,500	\$0	\$0	\$0	\$0	\$520,803		

Multi-Year CIP - Funding

(Informational Only)

Funding Source	2004	2005	2006	2007	2008	2009	TOTAL
Parks Mitigation	\$12,371	\$12,500	\$0	\$0	\$0	\$0	\$24,871
REET II	\$195,932	\$300,000	\$0	\$0	\$0	\$0	\$495,932
Totals:	\$208,303	\$312,500	\$0	\$0	\$0	\$0	\$520,803

Snohomish County Capital Improvement Project 2004-2009

Department: 09 Parks and Recreation

Short Name: COMMUNITY PARKS-Willis D.Tucker Community Park

Description: Willis D. Tucker Community Park Development. Continue development funding for Willis Tucker Community Park to complete development of baseball fields including associated infrastructure, under drainage, backstops and fencing, irrigation and associated facilities and continue accumulating funds for future phases that will include an off-leash dog park, soccer fields, additional parking and trails, restrooms, and other park amenities. These multi-year costs include estimated construction costs for a community center.

Justification: The first phase of the development of Willis Tucker Community Park and future development phases, identified for acquisition and development in the 2001 Comprehensive Park and Recreation Plan for Snohomish County, is a continuance of the long-term plan to address the impacts of growth on parks and provide facilities that have not been available in this fast growing area. Other facilities that are part of phase 1 include infrastructure, parking, skateboard park, playground, trails and other recreational facilities.

Multi-Year CIP - Capital:

Fund: SubFund:	Division:		Program:		SubProgram:		Total
Detail/Obj. Name	2004	2005	2006	2007	2008	2009	Total
Future Yr/Mitig	\$0	\$126,500	\$126,500	\$126,500	\$126,500	\$126,500	\$632,500
Future Yr/Reet2	\$0	\$185,000	\$200,000	\$200,000	\$205,329	\$200,000	\$990,329
Prior Yr	\$978,480	\$0	\$0	\$0	\$0	\$0	\$978,480
Program Totals:	\$978,480	\$311,500	\$326,500	\$326,500	\$331,829	\$326,500	\$2,601,309

Fund: SubFund:	Division:		Program:		SubProgram:		Total
309 309 Parks	985 Parks and Recreation		944 Community/Combinati		60 Willis Tucker		
Detail/Obj. Name	2004	2005	2006	2007	2008	2009	Total
2 6501 Willis Tucker-	\$800,000	\$0	\$0	\$0	\$0	\$0	\$800,000
3 6501 Willis Tucker-Park	\$252,899	\$0	\$0	\$0	\$0	\$0	\$252,899
6 6501 Willis Tucker-	\$1,100,000	\$0	\$0	\$0	\$0	\$0	\$1,100,000
Program Totals:	\$2,152,899	\$0	\$0	\$0	\$0	\$0	\$2,152,899
Multi-Year CIP Totals:	\$3,131,379	\$311,500	\$326,500	\$326,500	\$331,829	\$326,500	\$4,754,208

Multi-Year CIP - Funding

(Informational Only)

Funding Source	2004	2005	2006	2007	2008	2009	TOTAL
Bond Proceeds-Other	\$1,100,000	\$0	\$0	\$0	\$0	\$0	\$1,100,000
Parks Mitigation	\$252,899	\$126,500	\$126,500	\$126,500	\$126,500	\$126,500	\$885,399
Prior Year Funds	\$978,480	\$0	\$0	\$0	\$0	\$0	\$978,480
REET II	\$800,000	\$185,000	\$200,000	\$200,000	\$205,329	\$200,000	\$1,790,329
Totals:	\$3,131,379	\$311,500	\$326,500	\$326,500	\$331,829	\$326,500	\$4,754,208

Multi Year CIP - Operating

Category Name	2004	2005	2006	2007	2008	2009	TOTAL
Other Operating	\$0	\$5,000	\$0	\$0	\$0	\$5,000	\$10,000
Supplies	\$0	\$10,000	\$0	\$0	\$0	\$10,000	\$20,000
Salaries/Benefits	\$0	\$35,000	\$0	\$0	\$0	\$35,000	\$70,000
Totals:	\$0	\$50,000	\$0	\$0	\$0	\$50,000	\$100,000

Snohomish County Capital Improvement Project 2004-2009

Department: 09 Parks and Recreation

Short Name: CONSERVANCY-Lake Cassidy Boardwalk and Dock

Description: Lake Cassidy Boardwalk and Dock Construction. This project is an adjunct of the Centennial Trail Phase I Stage II project. The project provides a trail and boardwalk leading from the trail to the shore of Lake Cassidy, a fishing pier, picnicking facilities, parking for the disabled, and appropriate landscaping.

Justification: The Lake Cassidy Boardwalk and Dock Construction provides one of the few off-trail experiences on this phase of the Centennial Trail. It takes advantage of conservancy property by providing public access to the water and replaces a defunct fishing pier that has traditionally been used by the areas young people. The project provides social, ecological, and recreational benefits to the general public including trail users and the disabled.

Multi-Year CIP - Capital:

Fund: SubFund:	Division:		Program:			SubProgram:		Total
Detail/Obj. Name	2004	2005	2006	2007	2008	2009		
Prior Year	\$32,000	\$0	\$0	\$0	\$0	\$0	\$0	\$32,000
Program Totals:	\$32,000	\$0	\$0	\$0	\$0	\$0	\$0	\$32,000
Multi-Year CIP Totals:	\$32,000	\$0	\$0	\$0	\$0	\$0	\$0	\$32,000

Multi-Year CIP - Funding

Funding Source	(Informational Only)						TOTAL
	2004	2005	2006	2007	2008	2009	
Prior Year Funds	\$32,000	\$0	\$0	\$0	\$0	\$0	\$32,000
Totals:	\$32,000	\$0	\$0	\$0	\$0	\$0	\$32,000

Snohomish County Capital Improvement Project 2004-2009

Department: 09 Parks and Recreation

Short Name: CONSERVANCY-Paradise Valley Conservation Area

Description: Paradise Valley Conservation Area Development. The acquisition of this large conservancy holding came with covenants requiring stewardship of the property and making it available for public use. These funds will help support stewardship planning including surveys, resource identification, fencing, repair of infrastructure, and identifying public use opportunities and controls.

Justification: Stewardship of this property is required through covenants that came with the purchase of the property. The property has a number of traditional users, equestrians and mountain bikers primarily, that need to be properly accommodated. Steps must also be taken to restrict and control illegal uses of the property such as motorized vehicle use, dumping, and trespassing.

Multi-Year CIP - Capital:

Fund: SubFund:	Division:		Program:			SubProgram:		Total
Detail/Obj. Name	2004	2005	2006	2007	2008	2009		
Future Yr/Mitig	\$0	\$15,700	\$15,700	\$15,700	\$0	\$0		\$47,100
Program Totals:	\$0	\$15,700	\$15,700	\$15,700	\$0	\$0		\$47,100
Multi-Year CIP Totals:	\$0	\$15,700	\$15,700	\$15,700	\$0	\$0		\$47,100

Multi-Year CIP - Funding

	(Informational Only)							TOTAL
Funding Source	2004	2005	2006	2007	2008	2009		
Parks Mitigation	\$0	\$15,700	\$15,700	\$15,700	\$0	\$0		\$47,100
Totals:	\$0	\$15,700	\$15,700	\$15,700	\$0	\$0		\$47,100

Snohomish County Capital Improvement Project 2004-2009

Department: 09 Parks and Recreation

Short Name: CONSERVANCY-Priority Lands Acquisition

Description: Priority Lands Acquisition. This program was originally established by the County Council to provide matching funds for federal and state grants that were becoming available in response to the Endangered Species Act to preserve high quality salmon habitat or area with high restoration potential. There are currently three properties identified by the County Council that are in one of several stages in the acquisition process.

Justification: This program has helped the County to comply with the Endangered Species Act through the acquisition of a number of properties that either provided significant salmon habitat or significant restoration potential. The advantage of the funds has been the successful leveraging of these limited resources by federal and state grants that have been successfully applied for and received by the County.

Multi-Year CIP - Capital:

Fund: SubFund:	Division:		Program:			SubProgram:		Total
Detail/Obj. Name	2004	2005	2006	2007	2008	2009		Total
Prior Yr	\$1,107,313	\$0	\$0	\$0	\$0	\$0	\$0	\$1,107,313
Program Totals:	\$1,107,313	\$0	\$0	\$0	\$0	\$0	\$0	\$1,107,313
Multi-Year CIP Totals:	\$1,107,313	\$0	\$0	\$0	\$0	\$0	\$0	\$1,107,313

Multi-Year CIP - Funding

(Informational Only)

Funding Source	2004	2005	2006	2007	2008	2009	TOTAL
Prior Year Funds	\$1,107,313	\$0	\$0	\$0	\$0	\$0	\$1,107,313
Totals:	\$1,107,313	\$0	\$0	\$0	\$0	\$0	\$1,107,313

Snohomish County Capital Improvement Project 2004-2009

Department: 09 Parks and Recreation

Short Name: CONSERVANCY-Snohomish Estuary Water Trail

Description: Snohomish Estuary Water Trail and Trailhead Development. Development of a trailhead with parking and a launching pier for Kayaks and "rooftop" non-motorized watercraft in the Snohomish River Estuary.

Justification: The Snohomish River Estuary is heavily used by non-motorized watercraft taking advantage of calm seas, bird watching, rowing and other opportunities offered in the estuary. The only opportunity to launch a kayak, canoe or other non-motorized watercraft is at Everett's Langus Park, which is miles away from most of the estuary. There has been substantial demand for this use and very good participation by the boating community in the design of the pier.

Multi-Year CIP - Capital:

Fund: SubFund:	Division:		Program:		SubProgram:		
Detail/Obj. Name	2004	2005	2006	2007	2008	2009	Total
Future Yr/Mitig	\$0	\$26,500	\$26,500	\$26,500	\$26,500	\$26,500	\$132,500
Prior Yr	\$49,768	\$0	\$0	\$0	\$0	\$0	\$49,768
Program Totals:	\$49,768	\$26,500	\$26,500	\$26,500	\$26,500	\$26,500	\$182,268
Fund: SubFund:	Division:		Program:		SubProgram:		
309 309 Parks	985 Parks and Recreation		945 Conservancy		08 Spencer Island		
Detail/Obj. Name	2004	2005	2006	2007	2008	2009	Total
3 6501 Spencer Isl-Park	\$26,059	\$0	\$0	\$0	\$0	\$0	\$26,059
Program Totals:	\$26,059	\$0	\$0	\$0	\$0	\$0	\$26,059
Multi-Year CIP Totals:	\$75,827	\$26,500	\$26,500	\$26,500	\$26,500	\$26,500	\$208,327

Multi-Year CIP - Funding

(Informational Only)

Funding Source	2004	2005	2006	2007	2008	2009	TOTAL
Parks Mitigation	\$26,059	\$26,500	\$26,500	\$26,500	\$26,500	\$26,500	\$158,559
Prior Year Funds	\$49,768	\$0	\$0	\$0	\$0	\$0	\$49,768
Totals:	\$75,827	\$26,500	\$26,500	\$26,500	\$26,500	\$26,500	\$208,327

Snohomish County Capital Improvement Project 2004-2009

Department: 09 Parks and Recreation

Short Name: CONSERVATION FUTURES

Description: Snohomish County Conservation Futures Program resources can only be used for the acquisition of real property, easement, development right, covenant, or other contractual right necessary to protect, preserve, maintain, improve, restore, limit the future use of, or otherwise conserve, selected open space land, farm and agricultural land, and timber land as defined in Chapter 84.34 RCW for public use and enjoyment. A Purchase of Development Rights (PDR) program designed to preserve property in agricultural use is the major program funded through 2004 along with the completion of previously approved acquisitions.

Justification: As Snohomish County continues to grow in population, there will be more pressure to conserve and protect open space, agricultural and timber resources, and critical areas for public use and enjoyment. Acquisition of these types of properties also helps to provide habitat for wildlife including those listed as endangered or threatened species such as various salmon species and a variety of birds and animals. There are economic benefits to this type of conservation including continued farming as well as benefits to tourism.

CIP - Capital:

Fund: SubFund:		Division:			Program:				
185	185	985			191				
	Conservation Futures	Parks and Recreation -			Conservation Futures				
Object	2004	2005	2006	2007	2008	2009			
TDR Agriculture Lands	\$3,598,824	\$0	\$0	\$0	\$0	\$0	\$0	\$0	\$0
Land-Bond Projects	\$2,792,153	\$0	\$0	\$0	\$0	\$0	\$0	\$0	\$0
Land 1998	\$1,225,961	\$0	\$0	\$0	\$0	\$0	\$0	\$0	\$0
Debt Service - Fund 215	\$2,016,205	\$0	\$0	\$0	\$0	\$0	\$0	\$0	\$0
CIP-Capital	\$9,633,143	\$0	\$0	\$0	\$0	\$0	\$0	\$0	\$0

CIP - Funding Source:

Funding Source	2004	2005	2006	2007	2008	2009
Other Funds	\$6,733,143	\$0	\$0	\$0	\$0	\$0
Conservation Futures	\$2,900,000	\$0	\$0	\$0	\$0	\$0
Totals:	\$9,633,143	\$0	\$0	\$0	\$0	\$0

Snohomish County Capital Improvement Project 2004-2009

Department: 09 Parks and Recreation

Short Name: Fair - Capital

Description: Capital improvements to the Evergreen Fairgrounds accomplished through continued REET funding (\$50,000)

Justification: (Dept. Objective: Public Safety)
The fairgrounds has an on going need to maintain and improve existing facilities. In 2004 REET funds will be used to improvement the PA system on the Fairgrounds.

CIP - Capital:

Fund: SubFund:	Division:		Program:					
	180	180 Evergreen Fairground	966	Evergreen Fair	545	Fairgrounds Maintenance		
Object	2004	2005	2006	2007	2008	2009		
Repair/Maintenance	\$50,000	\$50,000	\$50,000	\$50,000	\$50,000	\$50,000	\$50,000	
CIP-Capital	\$50,000	\$50,000	\$50,000	\$50,000	\$50,000	\$50,000	\$50,000	

CIP - Funding Source:

Funding Source	2004	2005	2006	2007	2008	2009
REET II	\$50,000	\$50,000	\$50,000	\$50,000	\$50,000	\$50,000
Totals:	\$50,000	\$50,000	\$50,000	\$50,000	\$50,000	\$50,000

Snohomish County Capital Improvement Project 2004-2009

Department: 09 Parks and Recreation

Short Name: RESOURCE-Lake Goodwin Community Park

Description: Lake Goodwin Community Park Development. The 2001 Comprehensive Park and Recreation Plan for Snohomish County identified Lake Goodwin as an important site for the development of Community Park facilities. This phase of the park development will include parking, infrastructure, waterfront development, mitigation, picnic tables and benches, and natural area enhancement.

Justification: The approved 2001 Comprehensive Park and Recreation Plan for Snohomish County identified the Lake Goodwin vicinity as a target area to develop a Community Park, responding to projected population growth and existing community needs. There are no County-owned park facilities in this area to serve the growing requirement for park facilities and very little in the way of traditional park amenities such as picnicking, playgrounds, trails and waterfront facilities that could be developed at a community park.

Multi-Year CIP - Capital:

Fund: SubFund:	Division:		Program:		SubProgram:		
Detail/Obj. Name	2004	2005	2006	2007	2008	2009	Total
Future Yr/Reet2	\$0	\$200,000	\$200,000	\$174,845	\$0	\$0	\$574,845
Prior Yr	\$1,235,911	\$0	\$0	\$0	\$0	\$0	\$1,235,911
Program Totals:	\$1,235,911	\$200,000	\$200,000	\$174,845	\$0	\$0	\$1,810,756
Fund: SubFund:	Division:		Program:		SubProgram:		
309 309 Parks	985 Parks and Recreation		946	Resource	04 Lake Goodwin		
Detail/Obj. Name	2004	2005	2006	2007	2008	2009	Total
2 6501 Lk Goodwin-	\$200,000	\$0	\$0	\$0	\$0	\$0	\$200,000
Program Totals:	\$200,000	\$0	\$0	\$0	\$0	\$0	\$200,000
Multi-Year CIP Totals:	\$1,435,911	\$200,000	\$200,000	\$174,845	\$0	\$0	\$2,010,756

Multi-Year CIP - Funding

(Informational Only)

Funding Source	2004	2005	2006	2007	2008	2009	TOTAL
REET II	\$200,000	\$200,000	\$200,000	\$174,845	\$0	\$0	\$774,845
Prior Year Funds	\$1,235,911	\$0	\$0	\$0	\$0	\$0	\$1,235,911
Totals:	\$1,435,911	\$200,000	\$200,000	\$174,845	\$0	\$0	\$2,010,756

Multi Year CIP - Operating

Category Name	2004	2005	2006	2007	2008	2009	TOTAL
Other Operating	\$0	\$5,000	\$0	\$0	\$0	\$0	\$5,000
Supplies	\$0	\$10,000	\$0	\$0	\$0	\$0	\$10,000
Salaries/Benefits	\$0	\$35,000	\$0	\$0	\$0	\$0	\$35,000
Totals:	\$0	\$50,000	\$0	\$0	\$0	\$0	\$50,000

Snohomish County Capital Improvement Project 2004-2009

Department: 09 Parks and Recreation

Short Name: RESOURCE-Lord Hill/Twin River Quarry

Description: Lord Hill/Twin River Quarry Improvements. This will accumulate funds to demolish older buildings on the Twin River Quarry site, and establish primitive parking for fishermen and for equestrians who will then be able to access the trails from that side of the Park.

Justification: Establishing parking on the Twin River Quarry site will provide more adequate space for equestrians with trailers to park and get access to the trail system in the Park. It will also provide parking for fishermen who frequent this reach of the river in season. Removal of the existing buildings will establish a safe and convenient place for establishing parking and removing several attractive nuisances that could otherwise provide unsafe or dangerous opportunities.

Multi-Year CIP - Capital:

Fund: SubFund:	Division:		Program:			SubProgram:		Total
Detail/Obj. Name	2004	2005	2006	2007	2008	2009		Total
Prior Yr	\$15,190	\$0	\$0	\$0	\$0	\$0	\$0	\$15,190
Program Totals:	\$15,190	\$0	\$0	\$0	\$0	\$0	\$0	\$15,190
Multi-Year CIP Totals:	\$15,190	\$0	\$0	\$0	\$0	\$0	\$0	\$15,190

Multi-Year CIP - Funding

Funding Source	(Informational Only)						TOTAL
	2004	2005	2006	2007	2008	2009	
Prior Year Funds	\$15,190	\$0	\$0	\$0	\$0	\$0	\$15,190
Totals:	\$15,190	\$0	\$0	\$0	\$0	\$0	\$15,190

Snohomish County Capital Improvement Project 2004-2009

Department: 09 Parks and Recreation

Short Name: RESOURCE-Miscellaneous

Description: Miscellaneous Resource Projects. This category represents closing out or carrying over small amounts of funding for the purposes of the Capital Improvement Plan. Projects include: McCollum Park Signage, Meadowdale Bridge and Wyatt Park Caretaker Residence Improvements.

Justification: McCollum Park Signage (project will be completed in 2003), Meadowdale Bridge (project postponed until 2004) and Wyatt Park Caretaker Residence Improvements (project postponed) are necessary improvements to provide direction, safe crossing of a creek and upgrade of caretaker residence.

Multi-Year CIP - Capital:

Fund: SubFund:	Division:		Program:			SubProgram:		Total
Detail/Obj. Name	2004	2005	2006	2007	2008	2009		Total
Prior Yr	\$54,497	\$0	\$0	\$0	\$0	\$0	\$0	\$54,497
Program Totals:	\$54,497	\$0	\$0	\$0	\$0	\$0	\$0	\$54,497
Multi-Year CIP Totals:	\$54,497	\$0	\$0	\$0	\$0	\$0	\$0	\$54,497

Multi-Year CIP - Funding

Funding Source	(Informational Only)							TOTAL
	2004	2005	2006	2007	2008	2009		TOTAL
Prior Year Funds	\$54,497	\$0	\$0	\$0	\$0	\$0	\$0	\$54,497
Totals:	\$54,497	\$0	\$0	\$0	\$0	\$0	\$0	\$54,497

Snohomish County Capital Improvement Project 2004-2009

Department: 09 Parks and Recreation

Short Name: RESOURCE-Portage Creek Wildlife Area

Description: Portage Creek Wildlife Area Manure Lagoon Removal. Complete the de-commissioning of a manure lagoon on the property and development of a primary park access from 59th with an associated small parking area.

Justification: Water quality and public safety are the primary goals in the development of this wildlife area. The addition of a small parking area and a primary access point from 59th will provide better and more easily managed access to the wildlife area.

Multi-Year CIP - Capital:

Fund: SubFund:	Division:		Program:		SubProgram:		Total
Detail/Obj. Name	2004	2005	2006	2007	2008	2009	Total
Prior Yr	\$330,900	\$0	\$0	\$0	\$0	\$0	\$330,900
Program Totals:	\$330,900	\$0	\$0	\$0	\$0	\$0	\$330,900
Multi-Year CIP Totals:	\$330,900	\$0	\$0	\$0	\$0	\$0	\$330,900

Multi-Year CIP - Funding

Funding Source	(Informational Only)						TOTAL
	2004	2005	2006	2007	2008	2009	TOTAL
Prior Year Funds	\$330,900	\$0	\$0	\$0	\$0	\$0	\$330,900
Totals:	\$330,900	\$0	\$0	\$0	\$0	\$0	\$330,900

Snohomish County Capital Improvement Project 2004-2009

Department: 09 Parks and Recreation

Short Name: RESOURCE-Robe Canyon Trailhead and Trail

Description: Robe Canyon Trailhead and Trail Development. This project will provide funds for the construction of a trailhead and parking at the south end of the Robe Canyon near Granite Falls on property currently in possession of the County and a trail from the trailhead to the terminus of the Robe Canyon Trail on the north side of the Stilliguamish River.

Justification: Completion of this trailhead and trail will provide safe, controlled parking at the trailhead, a safe trail to provide access to the south end of the Robe Canyon, and another step in developing a significant, beautiful and safe back country hiking experience.

Multi-Year CIP - Capital:

Fund: SubFund:	Division:		Program:		SubProgram:		
Detail/Obj. Name	2004	2005	2006	2007	2008	2009	Total
Future Yr/Mitig	\$0	\$7,000	\$7,000	\$7,500	\$7,500	\$7,500	\$36,500
Prior Yr	\$49,144	\$0	\$0	\$0	\$0	\$0	\$49,144
Program Totals:	\$49,144	\$7,000	\$7,000	\$7,500	\$7,500	\$7,500	\$85,644

Fund: SubFund:	Division:		Program:		SubProgram:		
Detail/Obj. Name	2004	2005	2006	2007	2008	2009	Total
309 309 Parks							
		985 Parks and Recreation		946 Resource		14 Robe Canyon	
3 6501 Robe Canyon-	\$6,696	\$0	\$0	\$0	\$0	\$0	\$6,696
Program Totals:	\$6,696	\$0	\$0	\$0	\$0	\$0	\$6,696

Multi-Year CIP Totals: \$55,840 \$7,000 \$7,000 \$7,500 \$7,500 \$7,500 \$92,340

Multi-Year CIP - Funding

Funding Source	2004	2005	2006	2007	2008	2009	TOTAL
Parks Mitigation	\$6,696	\$7,000	\$7,000	\$7,500	\$7,500	\$7,500	\$43,196
Prior Year Funds	\$49,144	\$0	\$0	\$0	\$0	\$0	\$49,144
Totals:	\$55,840	\$7,000	\$7,000	\$7,500	\$7,500	\$7,500	\$92,340

Snohomish County Capital Improvement Project 2004-2009

Department: 09 Parks and Recreation

Short Name: RESOURCE-Spencer Island

Description: Spencer Island Cross Levee Repair Project. Replacement or repair of eroded inner culverts in the Spencer Island Cross Levy Trail. The project may require allowing the levy to breach and bridging the gap instead of replacing the culverts and rebuilding the levy.

Justification: One of the two culverts in the cross levy has collapsed. The probability is that the levy will breach, causing a substantial, impassable hole in the levy. Because of the potential excessive cost to repairing the culverts and rebuilding the levy and the difficulty with permits from Fish and Wildlife and the Corps of Engineers, the more practical resolution is to allow the breach and bridge the gap. This is a safety issue as well as a concern over the park itself.

Multi-Year CIP - Capital:

Fund: SubFund:	Division:		Program:			SubProgram:		Total
Detail/Obj. Name	2004	2005	2006	2007	2008	2009		
Prior Yr	\$100,083	\$0	\$0	\$0	\$0	\$0	\$0	\$100,083
Program Totals:	\$100,083	\$0	\$0	\$0	\$0	\$0	\$0	\$100,083
Multi-Year CIP Totals:	\$100,083	\$0	\$0	\$0	\$0	\$0	\$0	\$100,083

Multi-Year CIP - Funding

Funding Source	(Informational Only)							TOTAL
	2004	2005	2006	2007	2008	2009		
Prior Year Funds	\$100,083	\$0	\$0	\$0	\$0	\$0	\$0	\$100,083
Totals:	\$100,083	\$0	\$0	\$0	\$0	\$0	\$0	\$100,083

Snohomish County Capital Improvement Project 2004-2009

Department: 09 Parks and Recreation

Short Name: RESOURCE-Tulalip Tribes

Description: Tulalip Tribes Restoration and Trail Project. Park Mitigation Funds collected in the Tulalip area will be added to existing funding to support a restoration project, to be accomplished by the Tulalip Tribes through interlocal cooperation agreement with the County.

Justification: Restoration in support of salmon recovery is both a goal stated in the 2001 Comprehensive Park and Recreation Plan for Snohomish County and by the Tulalip Tribes. The Tribes have a substantial investment in the protection of salmon habitat and the maintenance of a viable fishery. The park development will be available to all county residents.

Multi-Year CIP - Capital:

Fund: SubFund:	Division:		Program:		SubProgram:		
Detail/Obj. Name	2004	2005	2006	2007	2008	2009	Total
Future Yr/Mitig	\$0	\$10,300	\$10,300	\$10,300	\$10,300	\$10,300	\$51,500
Prior Yr	\$41,718	\$0	\$0	\$0	\$0	\$0	\$41,718
Program Totals:	\$41,718	\$10,300	\$10,300	\$10,300	\$10,300	\$10,300	\$93,218

Fund: SubFund:	Division:		Program:		SubProgram:		
Detail/Obj. Name	2004	2005	2006	2007	2008	2009	Total
309 309 Parks							
		985 Parks and Recreation		946 Resource		52	
3 6501 Tulalip-Park Mit-	\$10,301	\$0	\$0	\$0	\$0	\$0	\$10,301
Program Totals:	\$10,301	\$0	\$0	\$0	\$0	\$0	\$10,301

Multi-Year CIP Totals: \$52,019 \$10,300 \$10,300 \$10,300 \$10,300 \$10,300 \$10,300 \$103,519

Multi-Year CIP - Funding

(Informational Only)

Funding Source	2004	2005	2006	2007	2008	2009	TOTAL
Parks Mitigation	\$10,301	\$10,300	\$10,300	\$10,300	\$10,300	\$10,300	\$61,801
Prior Year Funds	\$41,718	\$0	\$0	\$0	\$0	\$0	\$41,718
Totals:	\$52,019	\$10,300	\$10,300	\$10,300	\$10,300	\$10,300	\$103,519

Snohomish County Capital Improvement Project 2004-2009

Department: 09 Parks and Recreation

Short Name: SPECIAL USE-Miscellaneous

Description: Miscellaneous Special Use Projects. This category represents closing out or carrying over small amounts of funding for the purposes of the Capital Improvement Plan. Projects include: Cabins -- Flowing Lake/River Meadows. Funds will be accumulated to add a cabin or a campsite to either River Meadows Park or Flowing Lake Park.

Justification: Camping facilities are much in demand. They provide significant revenue for Parks while offering a popular opportunity for the general public.

Multi-Year CIP - Capital:

Fund: SubFund:	Division:		Program:			SubProgram:		
Detail/Obj. Name	2004	2005	2006	2007	2008	2009	Total	
Prior Yr	\$13,646	\$0	\$0	\$0	\$0	\$0	\$13,646	
Program Totals:	\$13,646	\$0	\$0	\$0	\$0	\$0	\$13,646	
Multi-Year CIP Totals:	\$13,646	\$0	\$0	\$0	\$0	\$0	\$13,646	

Multi-Year CIP - Funding

Funding Source	(Informational Only)						
Prior Year Funds	2004	2005	2006	2007	2008	2009	TOTAL
	\$13,646	\$0	\$0	\$0	\$0	\$0	\$13,646
Totals:	\$13,646	\$0	\$0	\$0	\$0	\$0	\$13,646

Snohomish County Capital Improvement Project 2004-2009

Department: 09 Parks and Recreation

Short Name: SPECIAL USE-Shooting Range

Description: Shooting Range Property Re-conveyance and Range Design. These funds will provide resources to complete the reconveyance of property in the Sultan Basin, near Olney Creek, from the Department of Natural Resources that has been identified and studied for the construction of an outdoor recreational and, perhaps, law enforcement shooting range. After successful reconveyance, a design contact will be entered into for the engineering and permitting of the facility.

Justification: There has been pressure for a number of years from organizations and individuals involved in shooting sports to encourage the County to develop an outdoor recreational shooting range and, perhaps, a law enforcement range. The rural areas in the County have many examples of illegal shooting at gravel pits and in the woods, which is both dangerous and generally destructive. The range will give citizens a public place to go and shoot at a variety of venues, including pistol, long-range rifle, and skeet ranges.

Multi-Year CIP - Capital:

Fund: SubFund:	Division:		Program:			SubProgram:		Total
Detail/Obj. Name	2004	2005	2006	2007	2008	2009		Total
Prior Yr	\$221,408	\$0	\$0	\$0	\$0	\$0	\$0	\$221,408
Program Totals:	\$221,408	\$0	\$0	\$0	\$0	\$0	\$0	\$221,408
Multi-Year CIP Totals:	\$221,408	\$0	\$0	\$0	\$0	\$0	\$0	\$221,408

Multi-Year CIP - Funding

(Informational Only)

Funding Source	2004	2005	2006	2007	2008	2009	TOTAL
Prior Year Funds	\$221,408	\$0	\$0	\$0	\$0	\$0	\$221,408
Totals:	\$221,408	\$0	\$0	\$0	\$0	\$0	\$221,408

Snohomish County Capital Improvement Project 2004-2009

Department: 09 Parks and Recreation

Short Name: SUPPORT- Miscellaneous

Description: Miscellaneous Support Projects. This category represents closing out or carrying over small amounts of funding for the purposes of the Capital Improvement Plan. Projects include: NIP Acquisition Assistance, funds set aside by County Council to assist in the administrative acquisition process for projects funded through the Neighborhood Assistance Program.

Justification: Project support was and continues to be necessary to carry out funded projects or administer pass-through grant funding. Successful acquisition of projects funded through the Neighborhood Improvement Program was aided with these funds.

Multi-Year CIP - Capital:

Fund: SubFund:	Division:		Program:			SubProgram:		Total
Detail/Obj. Name	2004	2005	2006	2007	2008	2009		
Prior Yr	\$68,317	\$0	\$0	\$0	\$0	\$0	\$68,317	
Program Totals:	\$68,317	\$0	\$0	\$0	\$0	\$0	\$68,317	
Multi-Year CIP Totals:	\$68,317	\$0	\$0	\$0	\$0	\$0	\$68,317	

Multi-Year CIP - Funding

Funding Source	(Informational Only)						TOTAL
	2004	2005	2006	2007	2008	2009	
Prior Year Funds	\$68,317	\$0	\$0	\$0	\$0	\$0	\$68,317
Totals:	\$68,317	\$0	\$0	\$0	\$0	\$0	\$68,317

Snohomish County Capital Improvement Project 2004-2009

Department: 09 Parks and Recreation

Short Name: SUPPORT-ADA System-Wide Improvements

Description: ADA System-Wide Improvements represents new accessibility projects, where applicable, in existing parks, as well as the retrofitting of facilities to current Americans for Disability Act standards.

Justification: ADA has set accessibility standards to address the needs of a wide variety of folks with disabilities. Providing access can mean the retrofit of existing facilities or the construction of new facilities. The focus is the whole park system. This will provide the recreational and social benefits of park programs to members of the public with disabilities.

Multi-Year CIP - Capital:

Fund: SubFund:	Division:		Program:			SubProgram:		Total
Detail/Obj. Name	2004	2005	2006	2007	2008	2009		
Prior Yr	\$26,902	\$0	\$0	\$0	\$0	\$0	\$26,902	
Program Totals:	\$26,902	\$0	\$0	\$0	\$0	\$0	\$26,902	
Multi-Year CIP Totals:	\$26,902	\$0	\$0	\$0	\$0	\$0	\$26,902	

Multi-Year CIP - Funding

Funding Source	(Informational Only)						TOTAL
Prior Year Funds	2004	2005	2006	2007	2008	2009	
	\$26,902	\$0	\$0	\$0	\$0	\$0	\$26,902
Totals:	\$26,902	\$0	\$0	\$0	\$0	\$0	\$26,902

Snohomish County Capital Improvement Project 2004-2009

Department: 09 Parks and Recreation

Short Name: SUPPORT-General Improvements

Description: This category reflects support needs to assist in the administration and management of parks and park projects. These include: general improvements, infrastructure improvements, park structure renovation and improvements, trail enhancements, and etc. Expenditures also include the cost of capital fund management and capital planning staff. These funds support planning, capital project management and administration, take care of small in-house projects including paving, shelters, bench and table replacement, major repairs to facilities, small construction projects, masonry, irrigation, playgrounds and restroom maintenance. These repairs and improvements are necessary to keep the parks up to standards, safe and sanitary.

Justification: Funding is required for the capital planning, acquisition, management and administration of park lands and facilities.

Multi-Year CIP - Capital:

Fund: SubFund:	Division:		Program:			SubProgram:		Total
Detail/Obj. Name	2004	2005	2006	2007	2008	2009		
Deferred Comp	\$3,037	\$0	\$0	\$0	\$0	\$0	\$3,037	
Future Yr/Reet2	\$0	\$669,099	\$691,057	\$719,304	\$748,900	\$779,919	\$3,608,279	
Gen Imprvmnts-	\$95,208	\$0	\$0	\$0	\$0	\$0	\$95,208	
Gen Imprvmnts-	\$3,006	\$0	\$0	\$0	\$0	\$0	\$3,006	
Gen Imprvmnts-	\$357,063	\$0	\$0	\$0	\$0	\$0	\$357,063	
Gen Imprvmnts-	\$967	\$0	\$0	\$0	\$0	\$0	\$967	
Prior Yr	\$10,000	\$0	\$0	\$0	\$0	\$0	\$10,000	
Program Totals:	\$469,281	\$669,099	\$691,057	\$719,304	\$748,900	\$779,919	\$4,077,560	

Fund: SubFund:	Division:		Program:		SubProgram:		Total
309 309 Parks	985 Parks and Recreation		949 Support		50 General		
Detail/Obj. Name	2004	2005	2006	2007	2008	2009	
2 6501 Gen Imprvmnts-	\$100,000	\$0	\$0	\$0	\$0	\$0	\$100,000
2 9104 Gen Imprvmnts-	\$139,787	\$0	\$0	\$0	\$0	\$0	\$139,787
Program Totals:	\$239,787	\$0	\$0	\$0	\$0	\$0	\$239,787
Multi-Year CIP Totals:	\$709,068	\$669,099	\$691,057	\$719,304	\$748,900	\$779,919	\$4,317,347

Multi-Year CIP - Funding

(Informational Only)

Funding Source	2004	2005	2006	2007	2008	2009	TOTAL
REET II	\$699,068	\$669,099	\$691,057	\$719,304	\$748,900	\$779,919	\$4,307,347
Prior Year Funds	\$10,000	\$0	\$0	\$0	\$0	\$0	\$10,000
Totals:	\$709,068	\$669,099	\$691,057	\$719,304	\$748,900	\$779,919	\$4,317,347

Snohomish County Capital Improvement Project 2004-2009

Department: 09 Parks and Recreation

Short Name: SUPPORT-Parks Admin Facility/Community Center

Description: Parks Administrative Facility/Community Activity Center Development. The construction of the central Parks Administrative Facility to house Parks Administrative staff and functions. In addition a community activity center will occupy a significant area of the building providing recreational, educational, and social programming space. Willis D. Tucker Community Park, at which this facility will be located, will be maintained through the building as will the recreation programs.

Justification: Parks administration is located currently in rented space. The new space will be a capital asset for the county as well as providing appropriate space for Parks administrative and recreation staff as well as the general public. The community activity center will also provide needed meeting and recreational space not now available in the fast growing community surrounding Willis D. Tucker Community Park. Getting out of the rental arena and providing programs that can raise revenue marks a sound capital investment.

Multi-Year CIP - Capital:

Fund: SubFund:	Division:		Program:			SubProgram:		Total
Detail/Obj. Name	2004	2005	2006	2007	2008	2009		
Prior Yr	\$811,542	\$0	\$0	\$0	\$0	\$0	\$0	\$811,542
Program Totals:	\$811,542	\$0	\$0	\$0	\$0	\$0	\$0	\$811,542
Fund: SubFund:	Division:		Program:			SubProgram:		
309 309 Parks	985 Parks and Recreation		949 Support			90 Park Admin Office		
Detail/Obj. Name	2004	2005	2006	2007	2008	2009		Total
6 6501 Park Adm Offc-	\$900,000	\$0	\$0	\$0	\$0	\$0	\$0	\$900,000
Program Totals:	\$900,000	\$0	\$0	\$0	\$0	\$0	\$0	\$900,000
Multi-Year CIP Totals:	\$1,711,542	\$0	\$0	\$0	\$0	\$0	\$0	\$1,711,542

Multi-Year CIP - Funding

(Informational Only)

Funding Source	2004	2005	2006	2007	2008	2009	TOTAL
Bond Proceeds-Other	\$900,000	\$0	\$0	\$0	\$0	\$0	\$900,000
Prior Year Funds	\$811,542	\$0	\$0	\$0	\$0	\$0	\$811,542
Totals:	\$1,711,542	\$0	\$0	\$0	\$0	\$0	\$1,711,542

Snohomish County Capital Improvement Project 2004-2009

Department: 09 Parks and Recreation

Short Name: SUPPORT-Preacquisition Property Costs

Description: Preacquisition Property Costs. These costs are generated in the investigations preceding the acquisition of real property by Parks. Costs could include: title reports, appraisals, environmental review, wetland assessments, and other research that may be required to reach an agreement with the property owner. In some cases, although the property may be desirable, a deal may not be able to be struck with the property owner and the property may not be acquired.

Justification: Potential properties are brought to Parks attention by the County Council, the County Executive's Office, citizens or through property search. These potential acquisition must meet criteria that require the purchase to be in compliance with the goals and objectives of the 2001 Comprehensive Parks and Recreation Plan for Snohomish County.

Multi-Year CIP - Capital:

Fund: SubFund:	Division:		Program:				SubProgram:	
Detail/Obj. Name	2004	2005	2006	2007	2008	2009	Total	
Future Yr/Reet1	\$0	\$40,000	\$40,000	\$40,000	\$40,000	\$40,000	\$200,000	
Program Totals:	\$0	\$40,000	\$40,000	\$40,000	\$40,000	\$40,000	\$200,000	
Multi-Year CIP Totals:	\$0	\$40,000	\$40,000	\$40,000	\$40,000	\$40,000	\$200,000	

Multi-Year CIP - Funding

Funding Source	(Informational Only)						
	2004	2005	2006	2007	2008	2009	TOTAL
REET 1	\$0	\$40,000	\$40,000	\$40,000	\$40,000	\$40,000	\$200,000
Totals:	\$0	\$40,000	\$40,000	\$40,000	\$40,000	\$40,000	\$200,000

Snohomish County Capital Improvement Project 2004-2009

Department: 09 Parks and Recreation

Short Name: TRAILS- Cicero Bridge

Description: Whitehorse Trail Cicero Bridge Repair. The Cicero Bridge is an abandoned railroad trestle over which the Whitehorse Trail passes. Several years ago the western pier of the trestle was reinforced. This project reinforces the eastern pier. Subsequent to repair the bridge will be decked and fenced to allow from trail use.

Justification: Snohomish County has a substantial investment in the Cicero Bridge as a result of phase 1 repair of the western pier. The bridge has been evaluated and, without the initial repair and the current repair, will fall into the Stilliguamish River potentially taking out the SR 530 bridge and threatening neighboring properties. This repair satisfies a safety and liability concern while providing a safe recreational amenity.

Multi-Year CIP - Capital:

Fund: SubFund:	Division:		Program:			SubProgram:		Total
Detail/Obj. Name	2004	2005	2006	2007	2008	2009		Total
Prior Yr	\$135,234	\$0	\$0	\$0	\$0	\$0	\$0	\$135,234
Program Totals:	\$135,234	\$0	\$0	\$0	\$0	\$0	\$0	\$135,234
Multi-Year CIP Totals:	\$135,234	\$0	\$0	\$0	\$0	\$0	\$0	\$135,234

Multi-Year CIP - Funding

(Informational Only)

Funding Source	2004	2005	2006	2007	2008	2009	TOTAL
Prior Year Funds	\$135,234	\$0	\$0	\$0	\$0	\$0	\$135,234
Totals:	\$135,234	\$0	\$0	\$0	\$0	\$0	\$135,234

Snohomish County Capital Improvement Project 2004-2009

Department: 09 Parks and Recreation

Short Name: TRAILS-Centennial Trail - Phase I Stage II

Description: Centennial Trail Phase I Stage II Construction. These funds will facilitate the construction of the next phase of the Centennial Trail, from 20th St. NE in the City of Lake Stevens, to approximately 152nd St. NE on 67th NE. This will add nine miles to the existing seven miles of the Centennial Trail and will include a paved multipurpose trail, a parallel natural surface equestrian trail, trailheads, and the Lake Cassidy boardwalk and pier.

Justification: The approved 2001 Comprehensive Park and Recreation Plan for Snohomish County identifies the completion of the "spine" of the regional trail system. This includes this and future phases of the Centennial Trail. The Centennial Trail is identified as the third largest tourist attraction in Snohomish County and currently serves over 200,000 users/year. The number of users and the recreational, social and health benefits will grow with the addition of this phase of the Centennial

Multi-Year CIP - Capital:

Fund: SubFund:	Division:		Program:		SubProgram:		
Detail/Obj. Name	2004	2005	2006	2007	2008	2009	Total
Future Yr/Mitig	\$0	\$0	\$0	\$0	\$0	\$285,000	\$285,000
Future Yr/Reet2	\$0	\$0	\$0	\$0	\$0	\$80,000	\$80,000
Program Totals:	\$0	\$0	\$0	\$0	\$0	\$365,000	\$365,000
Fund: SubFund:	Division:		Program:		SubProgram:		
309 309 Parks	985 Parks and Recreation		948 Trails		50 CT-Area 5		
Detail/Obj. Name	2004	2005	2006	2007	2008	2009	Total
3 6501 CT-Area5-Park	\$284,969	\$0	\$0	\$0	\$0	\$0	\$284,969
Program Totals:	\$284,969	\$0	\$0	\$0	\$0	\$0	\$284,969
Multi-Year CIP Totals:	\$284,969	\$0	\$0	\$0	\$0	\$365,000	\$649,969

Multi-Year CIP - Funding

	(Informational Only)						TOTAL
Funding Source	2004	2005	2006	2007	2008	2009	
REET II	\$0	\$0	\$0	\$0	\$0	\$80,000	\$80,000
Parks Mitigation	\$284,969	\$0	\$0	\$0	\$0	\$285,000	\$569,969
Totals:	\$284,969	\$0	\$0	\$0	\$0	\$365,000	\$649,969

Snohomish County Capital Improvement Project 2004-2009

Department: 09 Parks and Recreation

Short Name: TRAILS-Centennial Trail - Phase II

Description: Centennial Trail Phase II Construction. These funds will facilitate the construction of the next phase of the Centennial Trail, from the City of Arlington to the Skagit County line. This will add eight miles to the existing seven miles of the Centennial Trail and the nine miles that will soon be under construction and will include a paved multipurpose trail, a parallel natural surface equestrian trail, and trailheads.

Justification: The approved 2001 Comprehensive Park and Recreation Plan for Snohomish County identifies the completion of the "spine" of the regional trail system. This includes this and future phases of the Centennial Trail. The Centennial Trail is identified as the third largest tourist attraction in Snohomish County and currently serves over 200,000 users/year. The number of users and the recreational, social and health benefits will grow with the addition of this phase of the Centennial

Multi-Year CIP - Capital:

Fund: SubFund:	2004	2005	2006	2007	2008	2009	Total
Detail/Obj. Name							
Future Yr/Mitig	\$0	\$177,000	\$177,000	\$177,000	\$180,000	\$180,000	\$891,000
Future Yr/Reet2	\$0	\$2,353	\$0	\$0	\$20,000	\$20,000	\$42,353
Prior Yr	\$0	\$2,877,937	\$0	\$0	\$0	\$0	\$2,877,937
Program Totals:	\$0	\$3,057,290	\$177,000	\$177,000	\$200,000	\$200,000	\$3,811,290

Fund: SubFund:	2004	2005	2006	2007	2008	2009	Total
Detail/Obj. Name							
3 6501 CT-Area4-Park	\$0	\$177,046	\$0	\$0	\$0	\$0	\$177,046
Program Totals:	\$0	\$177,046	\$0	\$0	\$0	\$0	\$177,046
Multi-Year CIP Totals:	\$0	\$3,234,336	\$177,000	\$177,000	\$200,000	\$200,000	\$3,988,336

Multi-Year CIP - Funding

Funding Source	2004	2005	2006	2007	2008	2009	TOTAL
REET II	\$0	\$2,353	\$0	\$0	\$20,000	\$20,000	\$42,353
Prior Year Funds	\$0	\$2,877,937	\$0	\$0	\$0	\$0	\$2,877,937
Parks Mitigation	\$0	\$354,046	\$177,000	\$177,000	\$180,000	\$180,000	\$1,068,046
Totals:	\$0	\$3,234,336	\$177,000	\$177,000	\$200,000	\$200,000	\$3,988,336

Multi Year CIP - Operating

Category Name	2004	2005	2006	2007	2008	2009	TOTAL
Other Operating	\$0	\$5,000	\$0	\$0	\$0	\$0	\$5,000
Supplies	\$0	\$10,000	\$0	\$0	\$0	\$0	\$10,000
Salaries/Benefits	\$0	\$35,000	\$0	\$0	\$0	\$0	\$35,000
Totals:	\$0	\$50,000	\$0	\$0	\$0	\$0	\$50,000

Snohomish County Capital Improvement Project 2004-2009

Department: 09 Parks and Recreation

Short Name: TRAILS-Whitehorse Trail

Description: Whitehorse Trail Development. The Whitehorse Trail, 27 miles long, from Arlington to Darrington, will be developed in small phases. This requires clearing, hardening of the trail, and signage. Some phases require the decking and fencing of one of the thirteen railroad trestles crossing the Stilliguamish River. Seven miles of the trail are currently open and used between Darrington and Swede Heaven Road.

Justification: The approved 2001 Comprehensive Park and Recreation Plan for Snohomish County identifies the completion of the "spine" of the regional trail system. This includes this and future phases of the Whitehorse Trail. The number of users and the recreational, social and health benefits will grow with the addition of these phases of the Whitehorse Trail.

Multi-Year CIP - Capital:

Fund: SubFund:	Division:		Program:		SubProgram:		Total
Detail/Obj. Name	2004	2005	2006	2007	2008	2009	Total
Future Yr/Mitig	\$0	\$0	\$12,250	\$12,250	\$12,250	\$12,250	\$49,000
Program Totals:	\$0	\$0	\$12,250	\$12,250	\$12,250	\$12,250	\$49,000
Multi-Year CIP Totals:	\$0	\$0	\$12,250	\$12,250	\$12,250	\$12,250	\$49,000

Multi-Year CIP - Funding

Funding Source	(Informational Only)							TOTAL
	2004	2005	2006	2007	2008	2009	TOTAL	
Parks Mitigation	\$0	\$0	\$12,250	\$12,250	\$12,250	\$12,250	\$49,000	
Totals:	\$0	\$0	\$12,250	\$12,250	\$12,250	\$12,250	\$49,000	

Snohomish County Capital Improvement Project 2004-2009

Department: 16 Nondepartmental

Short Name: DEM Emergency Operations Center upgrade grant

Description: The Department of Emergency Management has applied for a FEMA grant, to upgrade Snohomish County's Emergency Operations Center (EOC). This grant requires 9% - \$73,000 cash match which is eligible to be funded through REET 1.

Justification: This grant will provide \$772,000 in total improvement/upgrade dollars to substantially upgrade operational aspects and capabilities for the Snohomish County Emergency Operations Center. Improvements include communications interoperability, backup power capabilities, improvements including seismic upgrades to the communications room area, security upgrades, upgrades to plumbing/electrical, enhanced EOC software and mapping capabilities, and a more secure video, storage, and communications room.

CIP - Capital:

Fund: SubFund:	Division:		Program:				
<u>130 130 Grant Control</u>	<u>653 Pending Grants</u>		<u>460 Grant Administration</u>				
Object	2004	2005	2006	2007	2008	2009	
Emergency Management	\$73,000	\$0		\$0	\$0	\$0	\$0
CIP-Capital	\$73,000	\$0		\$0	\$0	\$0	\$0

CIP - Funding Source:

Funding Source	2004	2005	2006	2007	2008	2009	
REET I	\$73,000	\$0		\$0	\$0	\$0	\$0
Totals:	\$73,000	\$0		\$0	\$0	\$0	\$0

Snohomish County Capital Improvement Project 2004-2009

Department: 17 Debt Service

Short Name: 1993 & 1995 Bond REET I Capital Projects

Description: REET I funding for 1993 bond debt service on the Elevator capital project. REET I funding for debt service on capital projects (Medical Examiner Facility and Public Safety Lot) included in the 1995 bond issue. The Denney Juvenile Justice Center is being allocated \$300,000 each year through 2005 and \$200,000 in 2006 to partially fund the debt service. The 1993 and 1995 bond issue was refunded in March, 2001. The number below include both the refunded and non-refunded portions of this debt.

Justification: This is not a separate project, but serves documentation of REET I debt service commitments.

CIP - Capital:

Fund: SubFund:	Division:	Program:				
215 215 Limited Tax Debt	715 Limited Tax Debt Service	219 Miscellaneous General Gov				
Object	2004	2005	2006	2007	2008	2009
Interest	\$5,400	\$3,600	\$1,800	\$0	\$0	\$0
Debt Srv Pm Go Bnds	\$45,000	\$45,000	\$45,000	\$0	\$0	\$0
Fund: SubFund:	Division:	Program:				
215 215 Limited Tax Debt	715 Limited Tax Debt Service	229 93/95 Refunding				
Object	2004	2005	2006	2007	2008	2009
Interest	\$81,930	\$67,950	\$56,350	\$52,350	\$48,150	\$43,845
Debt Srv Pm Go Bnds	\$565,000	\$590,000	\$300,000	\$105,000	\$105,000	\$110,000
CIP-Capital	\$697,330	\$706,550	\$403,150	\$157,350	\$153,150	\$153,845

CIP - Funding Source:

Funding Source	2004	2005	2006	2007	2008	2009
REET I	\$697,330	\$706,550	\$403,150	\$157,350	\$153,150	\$153,845
Totals:	\$697,330	\$706,550	\$403,150	\$157,350	\$153,150	\$153,845

Snohomish County Capital Improvement Project 2004-2009

Department: 17 Debt Service

Short Name: 1995 Bond REET II Funding Surface Water & Parks

Description: REET II funding for debt service on capital projects (Surface Water and Parks) included in the 1995 bond issue. The 1995 bond was refunded in March, 2001. The numbers below represent the total of the refunded and non-refunded debt.

Justification: This is not a separate project, but serves as documentation of REET II debt service commitments.

CIP - Capital:

Fund: SubFund:		Division:			Program:				
215	215 Limited Tax Debt	715 Limited Tax Debt Service			229	93/95 Refunding			
Object	2004	2005	2006	2007	2008	2009			
Interest	\$43,250	\$19,000		\$0	\$0		\$0		\$0
Debt Srv Pm Go Bnds	\$460,000	\$475,000		\$0	\$0		\$0		\$0
CIP-Capital	\$503,250	\$494,000		\$0	\$0		\$0		\$0

CIP - Funding Source:

Funding Source	2004	2005	2006	2007	2008	2009
REET II	\$503,250	\$494,000		\$0	\$0	\$0
Totals:	\$503,250	\$494,000		\$0	\$0	\$0

Snohomish County Capital Improvement Project 2004-2009

Department: 17 Debt Service

Short Name: 1997 Bond Issue Reet I Funding for Honeywell

Description: REET I funding for debt service on capital projects (Honeywell Campus and Honeywell Corrections) included in the 1997 bond issue.

Justification: This is not a separate project, but serves documentation of REET I debt service commitments.

CIP - Capital:

Fund: SubFund:	Division:			Program:				
<u>215</u> <u>215</u> <u>Limited Tax Debt</u>	<u>715</u> <u>Limited Tax Debt Service</u>			<u>219</u> <u>Miscellaneous General Gov</u>				
Object	2004	2005	2006	2007	2008	2009		
Interest	\$81,900	\$62,400	\$41,700	\$19,500	\$0	\$0		\$0
Debt Srv Pm Go Bnds	\$325,000	\$345,000	\$370,000	\$390,000	\$0	\$0		\$0
CIP-Capital	\$406,900	\$407,400	\$411,700	\$409,500	\$0	\$0		\$0

CIP - Funding Source:

Funding Source	2004	2005	2006	2007	2008	2009		
REET I	\$406,900	\$407,400	\$411,700	\$409,500	\$0	\$0		\$0
Totals:	\$406,900	\$407,400	\$411,700	\$409,500	\$0	\$0		\$0

Snohomish County Capital Improvement Project 2004-2009

Department: 17 Debt Service

Short Name: 2001 Bond Issue REET I Funded Parks

Description: REET I funding for debt service on capital projects (Parks) included in the 2001 bond issue.

Justification: This is not a separate project, but serves documentation of REET I debt service commitments.

CIP - Capital:

Fund: SubFund:	Division:			Program:		
215 215 Limited Tax Debt	715 Limited Tax Debt Service			249 2001 Bond Issue		
Object	2004	2005	2006	2007	2008	2009
Debt Service Pm GO Bonds	\$189,948	\$199,445	\$209,417	\$219,888	\$230,883	\$242,427
Debt Service Interest GO Bonds	\$286,592	\$277,095	\$267,123	\$256,652	\$245,657	\$234,113
CIP-Capital	\$476,540	\$476,540	\$476,540	\$476,540	\$476,540	\$476,540

CIP - Funding Source:

Funding Source	2004	2005	2006	2007	2008	2009
REET I	\$476,540	\$476,540	\$476,540	\$476,540	\$476,540	\$476,540
Totals:	\$476,540	\$476,540	\$476,540	\$476,540	\$476,540	\$476,540

Snohomish County Capital Improvement Project 2004-2009

Department: 17 Debt Service

Short Name: 2001 Reet I Funded Jail Debt Service Sinking Fund

Description: REET I funding for future year debt service on capital projects (Jail) included in the 2001 bond issue. Funding is identified as jail debt service because the Administration building and parking garage projects pay for themselves with lease avoidance and parking revenues.

Justification: This is not a separate project, but serves documentation of REET I debt service commitments.

CIP - Capital:

Fund: SubFund:	Division:			Program:		
<u>215</u> <u>215</u> <u>Limited Tax Debt</u>	<u>715</u> <u>Limited Tax Debt Service</u>			<u>249</u> <u>2001 Bond Issue</u>		
Object	2004	2005	2006	2007	2008	2009
Space Plan Financing	\$3,800,000	\$2,300,000	\$2,300,000	\$2,300,000	\$2,300,000	\$2,300,000
CIP-Capital	\$3,800,000	\$2,300,000	\$2,300,000	\$2,300,000	\$2,300,000	\$2,300,000

CIP - Funding Source:

Funding Source	2004	2005	2006	2007	2008	2009
REET I	\$3,800,000	\$2,300,000	\$2,300,000	\$2,300,000	\$2,300,000	\$2,300,000
Totals:	\$3,800,000	\$2,300,000	\$2,300,000	\$2,300,000	\$2,300,000	\$2,300,000

Snohomish County Capital Improvement Project 2004-2009

Department: 17 Debt Service

Short Name: 2003 Bond Issue Reet I Funded Sheriff Gun Range

Description: REET I funding for debt service on capital projects (Sheriff Gun Range) included in the 2003 bond issue.

Justification: This is not a separate project, but serves as documentation of REET I debt service commitments.

CIP - Capital:

Fund: SubFund:	Division:			Program:		
<u>215 215 Limited Tax Debt</u>	<u>715 Limited Tax Debt Service</u>			<u>269 2003 Bond Issue</u>		
Object	2004	2005	2006	2007	2008	2009
Debt Srv Prin GO Bonds	\$26,000	\$27,000	\$27,000	\$28,000	\$29,000	\$30,000
Debt Service Interest	\$32,136	\$31,356	\$30,816	\$30,006	\$29,166	\$27,716
CIP-Capital	\$58,136	\$58,356	\$57,816	\$58,006	\$58,166	\$57,716

CIP - Funding Source:

Funding Source	2004	2005	2006	2007	2008	2009
REET I	\$58,136	\$58,356	\$57,816	\$58,006	\$58,166	\$57,716
Totals:	\$58,136	\$58,356	\$57,816	\$58,006	\$58,166	\$57,716

Snohomish County Capital Improvement Project 2004-2009

Department: 17 Debt Service

Short Name: 2003 Ref Bond Parks, REET II/other funded

Description: Reet II funding for debt service on the Willis Tucker Park and Community Center, and for the Parks Administration building. The bond payment will be funded by REET II in 2004, and in 2005 to 2023 by Parks' lease avoidance (lease has been paid through general fund; those gf dollars will instead be re-directed to the bond payment when the lease goes away) and by a re-prioritization of Parks' REET II allocation. Additionally, this is assuming a 20 year term for the bond.

Justification: This serves as documentation of REET II debt service commitments.

CIP - Capital:

Fund: SubFund:	Division:			Program:		
<u>215 215 Limited Tax Debt</u>	<u>715 Limited Tax Debt Service</u>			<u>279</u>		
Object	2004	2005	2006	2007	2008	2009
Principal Pmt - CRI Floor	\$56,503	\$59,690	\$63,057	\$66,614	\$70,051	\$74,002
Interest Pmt - Parks Admin Bld	\$108,590	\$105,403	\$102,036	\$98,479	\$95,042	\$91,091
CIP-Capital	\$165,093	\$165,093	\$165,093	\$165,093	\$165,093	\$165,093

CIP - Funding Source:

Funding Source	2004	2005	2006	2007	2008	2009
REET II	\$165,093	\$60,048	\$62,047	\$58,955	\$55,771	\$52,492
Other Funds	\$0	\$105,045	\$103,046	\$106,138	\$109,322	\$112,601
Totals:	\$165,093	\$165,093	\$165,093	\$165,093	\$165,093	\$165,093

Snohomish County Capital Improvement Project 2004-2009

Department: 17 Debt Service

Short Name: 800 Mhz Bond Issues Reet I Funded Debt Service

Description: Reet I funded debt service on capital projects (800 Mhz) included in the 1999 and 2001 bond issue. 800 Mhz is a regional public safety radio system that provides effective communication among public safety organizations in Snohomish County. This reflects the debt service for Snohomish County's contribution to the projects, administered by the Snohomish County Emergency Radio System, a public organization separate from the County

Justification: This is not a separate project, but serves as documentation of REET I debt service commitments.

CIP - Capital:

Fund: SubFund:	Division:			Program:		
<u>215 215 Limited Tax Debt</u>	<u>715 Limited Tax Debt Service</u>			<u>239 99 Bond Issue</u>		
Object	2004	2005	2006	2007	2008	2009
Interest for 800 MHZ	\$267,807	\$258,233	\$247,945	\$236,922	\$225,259	\$212,716
Debt Srv Pm Go Bonds 800	\$201,559	\$209,958	\$220,455	\$230,953	\$243,550	\$256,148
Fund: SubFund:	Division:			Program:		
<u>215 215 Limited Tax Debt</u>	<u>715 Limited Tax Debt Service</u>			<u>249 2001 Bond Issue</u>		
Object	2004	2005	2006	2007	2008	2009
Debt Service Pm GO Bonds	\$273,879	\$294,948	\$317,071	\$340,300	\$364,690	\$390,300
Debt Service Interest GO Bonds	\$635,785	\$614,716	\$592,593	\$569,364	\$544,974	\$519,364
CIP-Capital	\$1,379,030	\$1,377,855	\$1,378,064	\$1,377,539	\$1,378,473	\$1,378,528

CIP - Funding Source:

Funding Source	2004	2005	2006	2007	2008	2009
REET I	\$1,379,030	\$1,377,855	\$1,378,064	\$1,377,539	\$1,378,473	\$1,378,528
Totals:	\$1,379,030	\$1,377,855	\$1,378,064	\$1,377,539	\$1,378,473	\$1,378,528

Snohomish County Capital Improvement Project 2004-2009

Department: 18 Facilities Management

Short Name: Carnegie and Mission Building Improvements - CRI

Description: Campus Redevelopment improvement of facility conditions in the Mission and Carnegie buildings to support long-term occupancy by the Prosecuting Attorney's Office and Facilities Management Department. \$700,000 will fund roof replacement, furnishings and carpet replacement in the Mission Building and remodel in the Carnegie Building to transform the building from being a Work Release Center to usable County office space.

Justification: The Mission and Carnegie buildings will both receive some improvements. The Mission building is overdue for a roof replacement. The initial ROM estimate is \$300,000 based on square footage. Several leaks have developed in the past 10 years which are difficult to control in part due to the construction methods used in the Mission building originally. The 1st floor PA space in the Mission has the most worn carpet of all our facilities. We speculate the carpet was replaced more than twenty five ago, there is no record or anyone that dates back that far that can recall. The carpet replacement includes spot removal of asbestos floor tile and furniture moving at a ROM cost of \$100,000. Additionally, 25 very dated and worn out desks units are scheduled for replacement with modular work stations at the ROM cost of \$3,500 per station plus installation totaling \$100,000. The life expectancy of these new stations is 20 years. The new furniture is certain to make the space more usable and ergonomically correct for today's work environment.

The Carnegie building will be occupied by Facilities Management for the foreseeable future. Work Release currently occupies the building. As a condition of that temporary move an entire fire sprinkler system was installed as well as showers for the trustees to use. The building certainly benefits from the fire sprinkler system long term but the showers will need to be removed to make adequate space for facilities to occupy. The carpets will need replacing as well as several other building alterations and repairs post the Work Release program moving into the old jail. The ROM cost for these changes and repairs projected to 2006 is \$200,000.

CIP - Capital:

Fund:	SubFund:	Division:	Program:								
300	002 Capital Building Plan	811 Construction Support	550 Campus and Jail	2004	2005	2006	2007	2008	2009	2008	2009
Object											
	Mission Bldg Proj - Major Rep			\$300,000	\$0	\$0	\$0	\$0	\$0	\$0	\$0
	Mission Bldg Proj - Interior			\$200,000	\$0	\$0	\$0	\$0	\$0	\$0	\$0
	Carnegie Bldg Proj - Interior			\$200,000	\$0	\$0	\$0	\$0	\$0	\$0	\$0
	CIP-Capital			\$700,000	\$0	\$0	\$0	\$0	\$0	\$0	\$0

CIP - Funding Source:

Funding Source	2004	2005	2006	2007	2008	2009
Bond Proceeds-Other	\$700,000	\$0	\$0	\$0	\$0	\$0
Totals:	\$700,000	\$0	\$0	\$0	\$0	\$0

Snohomish County Capital Improvement Project 2004-2009

Department: 18 Facilities Management

Short Name: Current Campus Building Improvements - CRI

Description: Funds are allocated in the CRI budget to provide various remodels and furnishings to the current administration building in addition to refurbishing the Courthouse basement for a new imaging center for DIS and the Clerk's Office. Funding has already been established within the approved CRI project of \$167 million.

Justification: The County is constructing a new administration building adjacent to the existing administration building. County departments from leased offices will be moving back to the County Campus and selected County departments currently located in the existing Administration building will relocate to the new building based on the final stacking plan approved by leadership. This process will necessitate the need to remodel and buy new furnishings for selected groups in the existing administration building to accommodate departments relocating to this building. moving in to this building. These funds are planned for these purposes.

CIP - Capital:

Fund:	SubFund:	Division:	Program:							
300	002 Capital Building Plan	811 Construction Support	550	Campus and Jail	2004	2005	2006	2007	2008	2009
Object										
Admin Bldg Proj - Interior					\$906,000	\$0	\$0	\$0	\$0	\$0
CIP-Capital					\$906,000	\$0	\$0	\$0	\$0	\$0

CIP - Funding Source:

Funding Source	2004	2005	2006	2007	2008	2009
Bond Proceeds-Other	\$906,000	\$0	\$0	\$0	\$0	\$0
Totals:	\$906,000	\$0	\$0	\$0	\$0	\$0

Snohomish County Capital Improvement Project 2004-2009

Department: 18 Facilities Management

Short Name: Expanded Jail Project - CRI

Description: The County, under its Campus Redevelopment Initiative project, is expanding its new jail facility that would add 640 more beds to its capacity and remodel two floors of the existing jail to accommodate the work release program and staff training facilities. Project budget for the expanded jail construction is estimated at \$86,503,500. Opening of the expanded jail facility is schedule in 2005.

Justification: The current County correctional facility is overcrowded and is operating beyond capacity. An expanded facility is needed to ensure the County's public safety.

CIP - Capital:

Fund: SubFund:	Division:			Program:				
<u>300</u> <u>002</u> <u>Capital Building Plan</u>	<u>811</u> <u>Construction Support</u>			<u>520</u> <u>County Jail Expansion</u>				
Object	2004	2005	2006	2007	2008	2009		
Testing, Inspection, Balancing	\$150,000	\$0	\$0	\$0	\$0	\$0	\$0	\$0
Professional Services	\$376,477	\$0	\$0	\$0	\$0	\$0	\$0	\$0
Machinery and Equipment	\$1,935,119	\$0	\$0	\$0	\$0	\$0	\$0	\$0
General Owner Contingency	\$588,658	\$0	\$0	\$0	\$0	\$0	\$0	\$0
Construction in Progress	\$35,689,936	\$0	\$0	\$0	\$0	\$0	\$0	\$0
Fund: SubFund:	Division:			Program:				
<u>999</u> <u>999</u>	<u>999</u>			<u>999</u>				
Object	2004	2005	2006	2007	2008	2009		
Prior Year Appropriations	\$17,763,310	\$0	\$0	\$0	\$0	\$0	\$0	\$0
CIP-Capital	\$56,503,500	\$0	\$0	\$0	\$0	\$0	\$0	\$0

CIP - Funding Source:

Funding Source	2004	2005	2006	2007	2008	2009		
Bond Proceeds-Other	\$56,503,500	\$0	\$0	\$0	\$0	\$0	\$0	\$0
Totals:	\$56,503,500	\$0	\$0	\$0	\$0	\$0	\$0	\$0

Snohomish County Capital Improvement Project 2004-2009

Department: 18 Facilities Management

Short Name: Facilities Management Capital Maintenance

Description: Adm. Bldg. Roof Replacement \$300,000
 Carnegie Bldg. Roof Replacement \$160,000
 Total Request 2004 \$460,000

Mission Bldg. Window Replacement \$115,000
 Carnegie Bldg. Window Replacement \$94,000
 Masonry Restoration - Complex \$330,000
 Mission Bldg. Exterior Painting \$121,000
 Total Request 2005 \$660,000

Mission Bldg. Asbestos Removal \$236,000
 Adm. Bldg. Chiller Replacement \$150,000
 South Dist. Court Singer Chiller Replacement \$83,000
 South Dist. Court McQuay Chiller Replacement \$130,000
 Courthouse Roof AC Unit Replacement \$77,000
 Total Request 2006 \$676,000

Mission Bldg. Electrical System \$56,650
 Fire Alarm System - CH Complex \$495,000
 CH Transformer Replacement \$84,000
 Total Request 2007 \$635,650

CH Chiller Replacement \$150,000
 CH Bldg. Air Balance \$155,000
 Adm. Bldg. Air Balance \$155,000
 Mission Bldg. HVAC Upgrade \$500,000
 Total Request 2008 \$960,000

Justification: These capital improvements to main County campus buildings will reduce future year liabilities and repairs.

CIP - Capital:

Fund:	SubFund:	Division:	Program:						
311	311 Facility Construction	811 Construction Support	419 Miscellaneous General Gov	2004	2005	2006	2007	2008	2009
Capital Costs				\$460,000	\$660,000	\$676,000	\$635,650	\$960,000	\$0
	CIP-Capital			\$460,000	\$660,000	\$676,000	\$635,650	\$960,000	\$0

CIP - Funding Source:

Funding Source	2004	2005	2006	2007	2008	2009
Prior Year Funds	\$460,000	\$0	\$0	\$0	\$0	\$0
Other Funds		\$660,000	\$676,000	\$635,650	\$960,000	\$0
Totals:	\$460,000	\$660,000	\$676,000	\$635,650	\$960,000	\$0

Snohomish County Capital Improvement Project 2004-2009

Department: 18 Facilities Management

Short Name: New Admin Bldg/Parking Garage Construction - CRI

Description: This is for the construction of a new administration building and an underground parking facility on County Campus as part of the Campus Redevelopment Initiative project.

Justification: Council Motion 00--180 indicated Council's desire to keep the county government downtown but move out of commercial leased spaces. The Campus Redevelopment Initiative (CRI) grew out of that direction. After master planning was accomplished in October 2001, Council opted for a development option that provided for a new administration building sited next to the existing administration facility. Underground parking for that new building as well as the new jail was called for as well. This funding line carries out those structures. Building and occupying the new administration building will save significant amounts of commercial lease expenses and is a vital element of affording the new jail. Construction is expected to start late 2003. Opening of the garage facility is scheduled in early 2004 and the new admin building is expected to open in mid- 2005.

CIP - Capital:

Fund: SubFund:		Division:			Program:				
300	002 Capital Building Plan	811 Construction Support			530 Admin and Parking Facility				
Object	2004	2005	2006		2007	2008	2009		
Testing, Inspection, Balancing	\$253,224	\$0		\$0	\$0	\$0	\$0	\$0	\$0
Soil Disposal	\$50,000	\$0		\$0	\$0	\$0	\$0	\$0	\$0
Sales Tax Credits-Construction	(\$131,467)	\$0		\$0	\$0	\$0	\$0	\$0	\$0
Professional Services	\$285,829	\$0		\$0	\$0	\$0	\$0	\$0	\$0
Miscellaneous	\$125,000	\$0		\$0	\$0	\$0	\$0	\$0	\$0
Machinery and Equipment	\$1,129,218	\$0		\$0	\$0	\$0	\$0	\$0	\$0
Insurance	\$291,657	\$0		\$0	\$0	\$0	\$0	\$0	\$0
General Owner Contingency	\$418,877	\$0		\$0	\$0	\$0	\$0	\$0	\$0
Construction in Progress	\$19,661,846	\$0		\$0	\$0	\$0	\$0	\$0	\$0
Campus Relocation Expenses	\$651,000	\$0		\$0	\$0	\$0	\$0	\$0	\$0
Additional Design Fees	\$791,092	\$0		\$0	\$0	\$0	\$0	\$0	\$0
Fund: SubFund:		Division:			Program:				
999	999	999			999				
Object	2004	2005	2006		2007	2008	2009		
Prior Year Appropriations	\$5,846,964	\$7,000,000		\$0	\$0	\$0	\$0	\$0	\$0
CIP-Capital	\$29,373,240	\$7,000,000		\$0	\$0	\$0	\$0	\$0	\$0

CIP - Funding Source:

Funding Source	2004	2005	2006	2007	2008	2009
Bond Proceeds-Other	\$36,373,240	\$0	\$0	\$0	\$0	\$0
Totals:	\$36,373,240	\$0	\$0	\$0	\$0	\$0

Snohomish County Capital Improvement Project 2004-2009

Department: 21 Airport

Short Name: Airport Property Improvements

Description: On-going capital improvements and repairs to the Airport, to include general aviation ramp repairs, security improvements, sewer improvements, environmental clean-up, obstruction removal, runway/ramp pavement repair, infrastructure/road repairs. (includes potential West Side commercial development in 2006)

Justification: Required to maintain FAA safety standards; for environmental regulations in order to develop on property; to maintain/extend useful life of roads, parking lots, grounds, runways, ramps, and aviation parkways; and to keep existing General Aviation tenants (maintaining existing revenues).

CIP - Capital:

Fund: SubFund:	Division:		Program:			
410 410 Airport Operation &	100 Airport		680	Operations-General		
Object	2004	2005	2006	2007	2008	2009
Other Improvements	\$1,150,000	\$800,000	\$3,050,000	\$650,000	\$650,000	\$650,000
CIP-Capital	\$1,150,000	\$800,000	\$3,050,000	\$650,000	\$650,000	\$650,000

CIP - Funding Source:

Funding Source	2004	2005	2006	2007	2008	2009
Bond Proceeds-Other	\$400,000	\$150,000	\$2,400,000	\$0	\$0	\$0
Airport Funds	\$750,000	\$650,000	\$650,000	\$650,000	\$650,000	\$650,000
Totals:	\$1,150,000	\$800,000	\$3,050,000	\$650,000	\$650,000	\$650,000

CIP - Operating:

Category Name	2004	2005	2006	2007	2008	2009
Other Operating	\$5,889	\$0	\$0	\$0	\$0	\$0
Totals:	\$5,889	\$0	\$0	\$0	\$0	\$0

Snohomish County Capital Improvement Project 2004-2009

Department: 21 Airport

Short Name: Building Repairs

Description: Repair/revitalize Airport owned buildings in need of repair including roof, hangar and foundation repair or other required improvements as needed, (including estimated projects for Bldgs. 201, C-1/2 upgrade, C-3 and 207 in 2004)

Justification: Maintaining Airport owned buildings is necessary for on-going tenant revenues, maintaining required building safety standards and maintaining a stable asset base.

CIP - Capital:

Fund: SubFund:		Division:		Program:			
410	410 Airport Operation &	100	Airport	680	Operations-General		
Object		2004	2005	2006	2007	2008	2009
Buildings		\$550,000	\$800,000	\$400,000	\$400,000	\$400,000	\$400,000
	CIP-Capital	\$550,000	\$800,000	\$400,000	\$400,000	\$400,000	\$400,000

CIP - Funding Source:

Funding Source	2004	2005	2006	2007	2008	2009
Airport Funds	\$550,000	\$800,000	\$400,000	\$400,000	\$400,000	\$400,000
Totals:	\$550,000	\$800,000	\$400,000	\$400,000	\$400,000	\$400,000

Snohomish County Capital Improvement Project 2004-2009

Department: 21 Airport

Short Name: FAA Funded Projects

Description: Grant funded capital costs of the Airport in 2004, including: ongoing capital repairs to the Airfield(\$225,000), ongoing obstruction removal (\$100,000) and Outer Ramp addition (\$100,000)

Justification: Required for FAA safety reasons and for future aviation development at the Airport. Anticipated funding at 90% by the FAA. The Airport has sufficient funds for the non-grant funded portion of the projects.

CIP - Capital:

Fund:	SubFund:	Division:		2004	2005	2006	Program:	2007	2008	2009
410	410 Airport Operation &	100	Airport				680	Operations-General		
	Object									
	Construction Progress	\$425,000	\$0	\$0	\$0	\$0	\$0	\$0	\$0	\$0
	CIP-Capital	\$425,000	\$0	\$0	\$0	\$0	\$0	\$0	\$0	\$0

CIP - Funding Source:

Funding Source	2004	2005	2006	2007	2008	2009
Transportation Grant	\$382,500	\$0	\$0	\$0	\$0	\$0
Airport Funds	\$42,500	\$0	\$0	\$0	\$0	\$0
Totals:	\$425,000	\$0	\$0	\$0	\$0	\$0

Snohomish County Capital Improvement Project 2004-2009

Department: 21 Airport

Short Name: Future Airport Building Construction

Description: Anticipated airport future building construction, per Master Plan Guidelines. Includes Aerospace Cluster Development, Kilo hangars, future new T-hangars, new Fire Station and other potential building construction to meet existing/new tenant demand (including potential marine/4 tenant facility, multi-tenant facility, and hotel.)

Justification: Increased asset/revenue for Airport/County, with increased economic development/job growth in the community

CIP - Capital:

Fund:	SubFund:	Division:	Program:					
410	410 Airport Operation &	100 Airport	680	Operations-General	2006	2007	2008	2009
Object	2004	2005	2006	2007	2008	2009		
Buildings		\$0	\$5,000,000	\$17,000,000	\$17,000,000	\$17,400,000	\$5,000,000	
CIP-Capital		\$0	\$5,000,000	\$17,000,000	\$17,000,000	\$17,400,000	\$5,000,000	

CIP - Funding Source:

Funding Source	2004	2005	2006	2007	2008	2009
Bond Proceeds-Other	\$0	\$5,000,000	\$17,000,000	\$17,000,000	\$17,400,000	\$5,000,000
Totals:	\$0	\$5,000,000	\$17,000,000	\$17,000,000	\$17,400,000	\$5,000,000

Snohomish County Capital Improvement Project 2004-2009

Department: 21 Airport

Short Name: Future FAA Funded Projects

Description: Estimated Grant Funded Capital Costs to the Airport between 2005-2009 including: capital repairs to the airfield; north complex road access; obstruction removal; a new Terminal building; Taxiway Repair Alpha; N. Ramp Hangar access; outer ramp additions and central and north ram rehab/fill. (90% FAA funding for most projects)

Justification: Required for FAA safety mandates and for future aviation development at the Airport. The Airport will have sufficient funds for the non-grant funded portion of the projects and will take out a bond for large capital projects (Terminal Building).

CIP - Capital:

Fund: SubFund:	Division:		Program:				
410 410 Airport Operation &	100 Airport		680	Operations-General			
Object	2004	2005	2006	2007	2008	2009	
Construction Progress		\$825,000	\$5,325,000	\$2,325,000	\$5,325,000	\$10,325,000	
CIP-Capital	\$0	\$825,000	\$5,325,000	\$2,325,000	\$5,325,000	\$10,325,000	

CIP - Funding Source:

Funding Source	2004	2005	2006	2007	2008	2009	
Transportation Grant		\$742,500	\$4,792,500	\$2,092,500	\$4,792,500	\$9,292,500	
Bond Proceeds-Other		\$0	\$500,000	\$0	\$400,000	\$1,000,000	
Airport Funds		\$82,500	\$32,500	\$232,500	\$132,500	\$32,500	
Totals:		\$825,000	\$5,325,000	\$2,325,000	\$5,325,000	\$10,325,000	

Snohomish County Capital Improvement Project 2004-2009

Department: 21 Airport

Short Name: Future Large Equipment Purchases

Description: Estimated funding of sweepers, fire truck replacement (90% FAA funded) and other large purchase equipment to fund additional fire, maintenance and safety equipment to meet safety standards.

Justification: Maintain safety standards for the Airport

CIP - Capital:

Fund: SubFund:	Division:		Program:				
410 410 Airport Operation &	100 Airport		680 Operations-General				
Object	2004	2005	2006	2007	2008	2009	
Machinery & Equipment	\$0	\$280,000	\$880,000	\$280,000	\$880,000	\$280,000	
CIP-Capital	\$0	\$280,000	\$880,000	\$280,000	\$880,000	\$280,000	

CIP - Funding Source:

Funding Source	2004	2005	2006	2007	2008	2009
Transportation Grant	\$0	\$0	\$0	\$0	\$540,000	\$0
Bond Proceeds-Other	\$0	\$0	\$600,000	\$0	\$0	\$0
Airport Funds	\$0	\$280,000	\$280,000	\$280,000	\$340,000	\$280,000
Totals:	\$0	\$280,000	\$880,000	\$280,000	\$880,000	\$280,000

Snohomish County Capital Improvement Project 2004-2009

Department: 21 Airport

Short Name: New Building Construction/Purchase

Description: Anticipated Airport building purchase/development planned for 2004.

Justification: Increased asset/revenue for Airport/County, with increased economic development/job growth in the community

CIP - Capital:

Fund: SubFund:		Division:		Program:						
410	410 Airport Operation &	100	Airport	680	Operations-General					
Object	2004	2005	2006	2007	2008	2009				
Buildings	\$500,000	\$0	\$0	\$0	\$0	\$0				
CIP-Capital	\$500,000	\$0	\$0	\$0	\$0	\$0				

CIP - Funding Source:

Funding Source	2004	2005	2006	2007	2008	2009
Bond Proceeds-Other	\$500,000	\$0	\$0	\$0	\$0	\$0
Totals:	\$500,000	\$0	\$0	\$0	\$0	\$0

CIP - Operating:

Category Name	2004	2005	2006	2007	2008	2009
Other Operating	\$2,750	\$0	\$0	\$0	\$0	\$0
Totals:	\$2,750	\$0	\$0	\$0	\$0	\$0

Snohomish County Capital Improvement Project 2004-2009

Department: 21 Airport

Short Name: Land Purchases

Description: 1. Avigation Land Easements per FAA guidelines: anticipated for 2004
2. Air Guard Land Swap: anticipated for 2005

Justification: FAA required guidelines and to increase asset base for the Air Guard Land Swap

CIP - Capital:

Fund: SubFund:		Division:		Program:				
410	410 Airport Operation &	100	Airport	680	Operations-General			
Land	Object	2004	2005	2006	2007	2008	2009	
	CIP-Capital	\$200,000	\$200,000	\$0	\$0	\$0	\$0	\$0
		\$200,000	\$200,000	\$0	\$0	\$0	\$0	\$0

CIP - Funding Source:

Funding Source	2004	2005	2006	2007	2008	2009
Bond Proceeds-Other	\$200,000	\$200,000	\$0	\$0	\$0	\$0
Totals:	\$200,000	\$200,000	\$0	\$0	\$0	\$0

CIP - Operating:

Category Name	2004	2005	2006	2007	2008	2009
Other Operating	\$1,475	\$0	\$0	\$0	\$0	\$0
Totals:	\$1,475	\$0	\$0	\$0	\$0	\$0

Section VI: Complete Text of Statements of Assessment

Part 1. Global Statement of Assessment

Executive Summary

This statement examines agency funding and county regulatory measures for public facilities necessary to support development, as identified in the county's Capital Facilities Plan. These facilities are: roads and transit routes, surface water facilities, parks, schools, water supply and wastewater systems (in urban areas), and electric power. The purpose of this examination is to determine whether there exist any probable funding shortfalls or regulatory inadequacies that could jeopardize implementation of the comprehensive plan or satisfaction of Goal 12 of the Growth Management Act (GMA) to provide adequate public facilities. Facility-specific statements have been prepared by the relevant county departments and are attached to this statement. They form the basis for this global statement.

Each type of facility listed is examined from three perspectives: the sufficiency of its capital improvement program to achieve minimum acceptable levels of service (LOS); the adequacy of the funding that supports the CIP; and the adequacy of regulatory mechanisms to ensure that facilities expand with development. All of these facilities are supported by CIPs prepared and adopted by their respective purveyor agencies. Many of these CIPs contain standards that define their level of service – or they embody an implicit service standard. These CIPs, collectively, appear to support more than simply a minimum LOS.

The partial reassessment program that focused on transportation and was called for in the 2002-07 CIP to respond to revenue shortfalls created by Initiative 747 did not need to proceed past Step One of that program (exploring potential alternative revenue sources to mitigate the impacts of I-747). The program specified additional steps if alternative revenues had not been identified or realized. Those steps will be effectively incorporated into the 10-year comprehensive plan update process.

Over the next two years Snohomish County will review all comprehensive plan elements as part of the 10-year comprehensive plan update. The preparation of the 10-year comprehensive plan update constitutes a complete reassessment in the context of additional growth forecasted for the year 2025. Issues of funding, levels of service and land use will all be addressed as part of the 10-year comprehensive plan update process.

Global Statement of Assessment

Snohomish County's Capital Facilities Plan calls for a "statement of assessment" to be prepared as part of the 6-year capital improvement programming (CIP) process. The statement must address the adequacy of projected funding and of existing regulatory mechanisms to achieve minimum service levels for public facilities identified within the Capital Facilities Plan as necessary to serve development. In particular, the statement will assess the following questions, found on page 33 in the *Capital Facilities Plan / Year 2001 Update*:

- Whether levels of service for those public facilities necessary for development, which are identified within the Capital Facilities Plan, will be maintained by the projects included in the Capital Improvement Program (CIP);
- Whether potential funding shortfalls in necessary services provided by the County and other governmental agencies warrant a reassessment of the comprehensive plan; and
- Whether regulatory measures are reasonably ensuring that new development will not occur unless the necessary facilities are available to support the development at the adopted minimum level of service.

This statement summarizes the County's on-going evaluation of capital funding and county regulatory mechanisms. Of primary interest is the ability of these tools to provide, at adopted levels of service, the infrastructure needed to support the planned development required to accommodate the state's population and employment forecasts for Snohomish County. This global statement draws from facility-specific statements prepared by the affected county departments, which are included at the back of this document. If there are anticipated funding shortfalls from projected funding levels, and if those anticipated funding shortfalls would cause the level of service to drop below established minimum standards, the County must re-assess its comprehensive plan. The purpose of the reassessment, when warranted, is to identify, evaluate and select appropriate plan modifications needed to maintain internal consistency between the parts of the plan.

If the county determines that a reassessment is necessary, then a work program must be developed that includes the reassessment of the comprehensive plan "...to ensure that the land use element, capital facilities plan element, and financing plan within the capital facilities plan element are coordinated and consistent" (RCW 36.70A.070 [e]). The reassessment would include analysis of potential options for achieving coordination and consistency. If such a reassessment is required there are a range of options to consider:

- "Reduce the standard of service, which will reduce the cost; or
- Increase revenues to pay for the proposed standard of service (higher rates for existing revenues, and/or new sources of revenue); or
- Reduce the average cost of the capital facility (i.e., alternative technology or alternative ownership or financing), thus reducing the total cost (and possibly the quality); or

- Reduce the demand by restricting population (i.e., revise the land use element), which may cause growth to occur in other jurisdictions; or
- Reduce the demand by reducing consumption or use of the facility (i.e., transportation demand management, recycling solid waste, water conservation, etc.), which may cost more money initially, but which may save even more money later; or
- Any combination of [the options listed above]. “

Reassessments should be undertaken only when there is substantial risk that the implementation of the plan would be frustrated if basic plan amendments were not made because many of these considerations directly involve policies set forth in the adopted comprehensive plan.

An important indicator of whether or not public facilities are being adequately provided to support the comprehensive plan is the county's recent performance in actually accommodating growth. The most recent Growth Monitoring Report (GMR), published late in 2002, indicates that employment and population growth in Snohomish County over the past 5 years continues to closely track with the state forecasts that are the basis for the County GMA Comprehensive Plan. The results from the 2000 Census indicate that the County's population growth during the late 1990's was actually somewhat higher than had been estimated in the prior GMR. This provides reasonable evidence that public facilities necessary to support development have been expanded at a pace sufficient to meet the demands of growth.

The impact of any identified funding or regulatory problem on the ability of the comprehensive plan to accommodate projected growth is a key consideration in determining whether or not a formal reassessment of the comprehensive plan is warranted. This is discussed in subsequent sections of this statement if and when a problem or potential problem is identified and its consequences evaluated. Service level adequacy is not addressed by this indicator but, that subject is the focus for much of the remainder of this statement.

This statement addresses those public facilities expressly identified in the capital facilities plan as necessary to support development. The list of facility types is presented in Table 1 of the Capital Facilities Plan / Year 2001 Update, and includes the following facilities provided by Snohomish County: roads, surface water management facilities, and parks. It also includes the following facilities provided by other public agencies: transit routes, sanitary sewer systems, public water supply systems, electric power systems, and schools. These are all individually addressed in the separate statements that accompany this global statement.

Sufficiency of Capital Improvement Programs

All of the facilities addressed by this statement of assessment are supported by multi-year capital improvement programs (CIPs). These CIPs, in turn, are usually based on longer-range capital facilities plans that identify long-term facility needs. Level of service (LOS) targets and minimum standards are usually defined or embodied within the longer-

range plan. The CIPs are typically funded at a level that produces a facility LOS somewhere between the agency's preferred or targeted LOS and the minimum acceptable LOS.

CIPs are updated annually in Snohomish County and approved as part of the annual budget process. Many cities and special districts that provide the other facilities addressed herein follow a similar practice. Some public agencies may follow a biennial schedule for updating their CIP. Other agencies, whose service areas are largely built out or are simply not growing very fast, may only produce a CIP as part of their longer range system plan, which may not be updated more frequently than once every ten years or more. There are a few, but not too many, service providers in Snohomish County that fall within this latter category. More specific information about each facility category is presented in the following paragraphs.

Roads/Transit Routes. The County's Transportation Element (TE) is a primary component of its GMA Comprehensive Plan. It adopts transportation level-of-service (LOS) standards and identifies major road projects needed to support the development planned in the land use element found within the *General Policy Plan*. The design of these roadway projects incorporates design measures to support transit compatibility criteria (where appropriate) established in the transportation element for transit route levels of service. Appendix D of the Transportation Needs Reports (TNR) tracks a subset of those major projects identified in the TE that are considered necessary to maintain the County's adopted level of service. Those projects also provide the cost basis for the County's GMA transportation impact fees and are thus referred to as the "impact fee projects." The TNR is also the foundation for the 6-year transportation improvement program (TIP) that is updated and approved annually and reflected within the county CIP.

Surface Water Facilities. The adopted standard for these facilities does not depend directly on public appropriations, except in the Lake Stevens Urban Growth Area, which also requires some public investment in surface water infrastructure to meet the adopted level of service. The Surface Water Management budget provides funding annually to implement the adopted LOS in the Lake Stevens Area. However, the adopted standard for surface water facilities also indirectly requires appropriation of funds to provide this LOS in the construction of County projects, particularly for projects within the road fund. All the road construction projects included in the 2004-09 TIP include the estimated costs of complying with the standards of Unified Development Code (UDC) 30.63A (formerly Title 24) in its present form.

Funding levels for surface water management facilities have exceeded the investment targets, in addition to achieving the adopted LOS, originally considered in the County's comprehensive planning process. The public facility need assessments prepared for the 1995 GMA Comprehensive Plan (generally known as the Henderson / Young Report) identified a preferred investment target of \$25 million over a six-year period. The County Council, in adopting the first CFP for the comprehensive plan, adopted a lower minimum target of \$8.35 million over a six-year period. This CIP identifies a total of \$31 million in capital projects over the next six years, including bond and loan

repayments for past capital projects, exceeding the adopted minimum target, as the CIP has in each of the previous years since 1995.

New requirements affecting the management of surface water in new development may be formulated to comply with the Endangered Species Act and the Clean Water Act. These requirements are still being developed and have not been adopted by the county as GMA related levels of service.

Parks and Recreational Facilities. The 2001 Comprehensive Park and Recreation Plan for Snohomish County contains a level of service methodology that focuses on community parks and takes into consideration an inventory of existing facilities, community demand for property acquisition and facilities, projections of population growth, geography, and estimation of future revenues.

The level-of-service standard in the new park plan meets the first test required by the Capital Facility Plan. The projects proposed in the Capital Improvement Plan will maintain the identified park level of service within the comprehensive plan's assumed rate and distribution of population growth. Park acquisition and facility development projects planned through the six-year horizon of the Capital Improvement Plan are designed to meet the proposed park levels of service addressing the needs of existing and projected future population growth both in terms of numbers and geographic distribution.

Schools. The 6-year CIP within each district's plan typically includes a mix of new permanent school facilities and the installation of new or relocated portable classrooms. The district is progressing towards its preferred LOS if carrying out the CIP results in fewer numbers or a smaller percentage of students housed within portables. However, if a greater percentage of students is expected to be housed in portables at the end of the 6-year CIP, the district will experience a decline in its LOS. In this case the district would still meet or exceed its minimum LOS standard as long as a combination of portable classrooms and permanent school facilities can accommodate all students in classes of less than maximum size.

The state's practices in allocating its scarce matching construction funds requires school districts to demonstrate that "un-housed" students will justify a new school or a school addition before it will approve those funds. This practice is in direct conflict with the GMA directives for public facilities and results in school CIPs that routinely show construction projects lagging behind the demand for space. This often requires districts to undergo a short-term decline in LOS before a new capacity-expanding project comes on line. However, if a district is able to complete its construction projects according to the planned timetable, it can generally maintain or moderately improve its facility LOS - expressed at a percentage of students in portable classrooms - at least over the long-term.

Wastewater Facilities. Each wastewater system comprehensive plan includes a description of the purveyor's system design standards. These standards usually affect the treatment and collection systems, including facilities to handle combined system overflows, where storm and sanitary wastewater are collected in combined sewer systems. They apply to facilities built by the district, as well as to facilities built by

developers and other private parties that are dedicated to the district, or connected to the district's system. These standards define the LOS for the system.

Each comprehensive wastewater system plan also includes a capital improvement program. Most system plans prepared over the past six years have followed GMA guidelines and specifications although special districts are not directly subject to the GMA. District plans are subject to review and approval by the counties and cities that they serve. These counties and cities are bound by the GMA and they have effectively applied GMA planning standards to the review of these plans. Special districts which have prepared comprehensive wastewater plans during the past six years have incorporated the appropriate city and county land use and population forecasts into their projections of future wastewater flows.

Water Supply Facilities. Each water system comprehensive plan includes a description of the purveyor's system design standards. These standards usually address the design and performance of the transmission, storage and distribution components, including facilities for storage and pressure maintenance. Standards for fire flow, for example, are a primary determinant of pipe size and pipe looping in the distribution system, as well as for the size and location of reservoirs. These standards are influenced heavily by fire insurance ratings, although they are a matter of local choice. They apply to facilities built by the district, as well as to facilities built by developers and other private parties that are dedicated to the district, or connected to the district's system. These standards define the LOS for the system.

Special districts are not directly addressed by the GMA but, most district water plans prepared over the past six years have followed GMA guidelines and specifications. District plans are subject to review and approval by the counties and cities that they serve. These counties and cities are subject to the GMA and they have effectively applied GMA standards to the review of these plans. Special districts that have prepared comprehensive water plans during the past six years have incorporated the appropriate city and county land use and population forecasts into their projections of future demand. This review aids in achieving consistency between the County's land use plan and the district's system plan for water supply.

Electric Power Facilities. The PUD provides electric power to all residences and businesses throughout the county. The PUD charter requires that service be made available to all residential units and commercial establishments around the county. The PUD must meet certain performance standards established at the state and federal level because it is a regulated utility that relies on a federal agency for much of its power supply. The PUD's last projections show an increase of 55,800 customers in the system's total customer base (both residential and commercial) between 2001 and 2007. A number of system improvements – both new facilities and upgrades to existing facilities – are planned to accommodate this anticipated increase in demand.

The PUD is a regulated public utility that must obtain approval from a state commission for any increase in power rates. The PUD's planning documents; including its 2001-2007 Capital Program, also outline the PUD's objectives or service standards for reliability and

quality. The PUD's 7-year capital program strives to reduce the system average weather-adjusted outage duration from 83 minutes to 79 minutes – while also meeting the additional demand of nearly 56,000 new customers. Power quality, which is affected by the quality of the system's infrastructure, is also a growing concern – primarily because of society's growing dependency on office automation and computer-based communications. System improvements are planned within the CIP to improve power quality.

System reliability is affected by, among other factors, the number and dependability of sources of supply, the layout of the transmission and distribution networks, and right-of-way maintenance practices. The reliability and cost stability of electrical power supply has become a major concern on a regional and national level in recent years. A sudden shortage of supply and spiking of wholesale power prices in 2000-2001 was quickly followed by a "glut" of supply and corresponding plunge in wholesale prices, creating financial difficulties throughout the industry. All system operators are affected by these larger forces but, there is little that can be done through capital planning or land use regulation at the local level to address the immediate regional/national power supply problem. Market forces could adversely affect the PUD's ability to implement its capital improvement program so, the situation will bear close watching in the near term. New power generating capacity provided by projects such as the natural-gas-fired generator planned for north Everett, combined with more aggressive conservation measures, may help mitigate the volatile supply situation.

Funding Adequacy for CIPs

Funding for county facilities is addressed in the County's annual CIP, which is a formal part of the budget preparation and approval process. Revenue projections are prepared by the operating departments and by the Finance Department and are reviewed by the Executive office before the CIP is submitted to County Council. The CIPs for all public facilities addressed herein forecast revenues based on historical revenue streams and anticipated approvals by state and federal agencies, local councils and commissions, and voters. Many of these capital funding sources are based on anticipated revenues so, there can be no guarantees for many projects in the "out" years of a CIP (subsequent to year 1).

An added source of uncertainty in 2002 was the prospect for further limitations on vehicle excise tax revenues contained in Initiative 776. Recent measures to enhance transportation revenues taken at the state and regional level, however, have provided some fiscal mitigation for the effects of such prior initiatives. This characteristic of long-range capital financial planning places special importance on regular reviews and updates of these CIPs. Most local agencies perform these reviews annually or biennially. Each facility is more specifically addressed in the following paragraphs.

Roads/Transit Routes. The County's Transportation Needs Report (TNR) includes a financial analysis of costs and revenues that is used in preparing the annual budget and TIP\CIP. Appendix D of the TNR is updated as needed, but typically at least once each year, to reflect changes in the impact fee projects (e.g., annexations, scope changes, cost

changes). The most recent update indicates that the estimated total cost to construct the impact fee projects is \$297 million dollars.

Appendix G of the TNR provides a financial forecast and plan that shows that there is fiscal capacity in the road fund to fund these projects. The most recent analysis for Appendix G is attached in draft form below and is expected to be finalized later this year with an update to the TNR. The next six-year period of this plan is implemented in the 2004-2009 Transportation Improvement Program (TIP) which is referenced in the 2004-2009 CIP.

Over the past two years, the passage of Initiative 747 and Initiative 776 has created challenges in ensuring that adequate revenues are available to fund the road capacity projects identified in the Transportation Element. A series of steps have been taken over the past two years by both the Snohomish County Council and Washington State Legislature to provide mechanisms and opportunities to maximize revenues and make the necessary improvements. These steps included legislative action to increase the state gas tax, the potential creation of the Regional Transportation Investment District by the Puget Sound counties (King, Pierce, Snohomish), and the March, 2002 increase in the Snohomish County transportation mitigation fees.

These events create a viable fiscal strategy, consistent with the Transportation Element, which, if successfully implemented, will provide the funding necessary to implement the capacity improvements identified in the Transportation Element. This potential is illustrated in the current TNR Appendix G, June 2003, (attached) which incorporates these measures. There is now a feasible strategy in place to provide the funding needed to implement the capacity projects in the Transportation Element because of the changed fiscal picture created by the past and prospective actions described above.

Surface Water Facilities. Most of the funding required to support the adopted level of service would come from the private sector as new growth is approved because the LOS set for surface water facilities is based on requiring appropriate facilities in new development. Additional public investment in surface water facilities within the Lake Stevens UGA is also required to meet the adopted level of service in that specific UGA. This LOS does require public facilities to meet the same standards as private development. All public construction planned in the CIP, including roads in the unincorporated area, includes such facilities in its cost estimates (the cost estimates for projects in cities include funds to meet the appropriate city standards for level of service).

The Surface Water Management budget annually provides funding to implement the adopted LOS in the Lake Stevens Area. In addition to these basic requirements to support the adopted LOS, specific funds are also included in the CIP for surface water management projects. Funding for these surface water management (SWM) facilities comes from four primary sources: 1) road fund moneys that are used for surface water elements that benefit the road fund (separate from funding for meeting LOS requirements for road projects, as noted in the preceding paragraph); 2) real estate excise tax (REET) revenues; 3) bond revenues from the Drainage Needs Report (DNR) bond, and 4) surface water management fees. REET funding may fluctuate from year to year in response to

economic conditions and competing demands from other types of capital projects. DNR Bond revenues are projected to be depleted by 2005. The \$31M planned for SWM projects, including bond and loan repayments for past capital projects, is above the minimum planning target specified in the original CFP prepared under GMA.

Parks and Recreational Facilities. County Parks is projected to receive \$21 million in revenue through park mitigation fee collections and Real Estate Excise Tax revenues allocated by the County Council through the annual budget process over the six-year period covered by the Capital Improvement Plan. This projection is down significantly from last year's 6-year forecast however, it appears that the reduced program can still maintain the minimum service levels called for in the new Parks Plan. These revenues will support the property acquisition and facility development projects needed to serve the existing population and new development. The Snohomish County Department of Parks and Recreation has established partnerships with youth sports associations some of which have contributed significant funding to the creation or rehabilitation of sports fields. Future partnerships will only add to the facility development resources available to Parks.

A continued slowing of the economy may negatively affect even the reduced revenue stream in this CIP. However, grant revenue through the State of Washington Interagency Committee for Outdoor Recreation, the Salmon Recovery Board, the Department of Natural Resources and the federal government through the National Park Service or the TEA-21 program may be available to make up any shortfall. These grants have not been factored into the projected revenue stream. The Department of Parks and Recreation has a history of success in grant writing resulting in 30% to 50% of project costs of acquisition and development projects being covered by non-county revenue. There is no serious concern, because of this history, about funding shortfalls for necessary park facilities and services to warrant a reassessment of the comprehensive plan.

Schools. Each school district's CFP includes a six-year financing plan (or CIP) as required by the GMA. The CIP is similar to those adopted by counties and cities – it identifies projects, costs and funding sources. There are two primary sources of construction funds for public schools: local voter-approved bond issues based on property tax levies and state matching funds. These primary sources may be supplemented by other local funds, such as those generated by the sale of assets and by impact fee collections. The schools CFPs generally indicate whether a particular capital project is to be funded by the proceeds from an approved bond issue or by a future bond issue not yet approved by the voters. It will also indicate the state matching funds that are anticipated. Virtually all school CIPs are characterized by a degree of uncertainty because voter approval of future bond issues cannot be assured.

Snohomish County school districts have been generally successful in recent years in passing bond measures needed to fund school construction projects. This is an indication that the county's school districts are capable of accurately preparing and implementing credible CFPs. Bond failures are always a cause of concern for school districts because enrollment exceeds permanent school capacity in many schools throughout the county,

however none of the school districts have expressed any extraordinary concerns about the passage of any upcoming bond issues in their 2002-2007 CFPs.

Many school districts have seen their overall enrollment growth slow in recent years. Current enrollment projections in the 2002-2007 CFPs are significantly lower than those in the 2000-2005 CFPs. This is evidenced by a lowering of school impact fees by an average of approximately 47% for single family home units in 10 of the 14 school districts that participate in the impact fee program. Three school districts did raise their impact to accommodate new growth by an average of approximately 19%.

The school districts will be developing new CFPs for county adoption in 2004. This will present an opportunity for any districts having particular difficulty funding their CIP projects to make appropriate adjustments. The county's review and adoption process constitutes a regular programmed reassessment of this particular component of the comprehensive plan.

Wastewater Facilities. Each wastewater system plan typically includes a six to 10-year financing plan (or CIP) as required by the GMA. Each CIP is similar to those adopted by counties and cities in that they identify projects, estimated costs and funding sources. There are two primary sources of construction funds for projects constructed by the purveyor: utility local improvement district (ULID) financing that derives from special property tax assessments levied against owners within a defined district; and revenue bonds backed by regular rate charges and hook-up fees levied against all system customers. These primary sources may be supplemented by other funds, such as those from state grants and loans and other locally-generated sources. ULIDs typically fund projects associated with the geographical expansion of the system into a developed, but previously un-served area. Revenue bonds are typically used to fund all other types of district projects not provided by private developers and too large to be funded from operating revenues.

The cities and districts that serve unincorporated UGAs have capital improvement programs that call for upgrades, expansions and extensions of the major system components – trunk lines, lift stations and treatment facilities. These plans indicate that the system providers will be able to stay ahead of the projected service demands on their facilities. Significant new treatment capacity is expected to be needed in certain areas before the year 2010 – notably in Lake Stevens and the Southwest County UGA. This will be a subject for continued scrutiny in the overall facilities monitoring process because of the long lead times required to bring new treatment facilities on line.

There is no indication in these plans of any impending need for moratoria on sewer hook-ups except in the Lake Stevens Sewer District, which is currently addressing some bottlenecks in its conveyance system. However, if and when critical wastewater projects encounter significant delays, moratoria will always remain a possibility. Snohomish County has no indication that proposed funding sources for wastewater collection and treatment system projects identified in city and district plans will not be available to support those projects. Accordingly, there is no reason to expect that any district or city

will experience a probable funding shortfall that could jeopardize achievement of the minimum service levels prescribed in its plan.

Water Supply Facilities. Each water district's system plan typically includes a six to 10-year capital improvement program that corresponds to the "financing plan" required by the GMA. The CIP is similar to those adopted by counties and cities – it identifies projects, costs and funding sources to carry out the plan over the chosen time period. There are two primary sources of construction funds for projects constructed by the purveyor: 1) utility local improvement district (ULID) financing that derives from special property tax assessments levied against owners within a defined district; and 2) revenue bonds backed by regular rate charges and hook-up fees levied against all system customers. These primary sources may be supplemented by other funds, such as those from state grants and loans and other locally-generated sources. ULIDs typically fund projects associated with the geographical expansion of the system into a developed, but previously un-served area. Revenue bonds are typically used to fund all other types of district projects not provided by private developers.

Utility funds are usually sound and reliable funding sources, and the purveyors in Snohomish County have all been operating their utilities for many years. There is no reason to expect that any district or city will experience a probable funding shortfall that could jeopardize their improvement plans or the achievement of minimum service levels.

Electric Power Facilities. The PUD's 2001-2007 capital program is divided into five categories with a total capital cost over the 7 years of nearly \$300M. Major expansion projects are oriented to increasing the system's peak period power output, which is projected to increase at a similar pace to the projected growth in customers. About \$41M is programmed to support these capacity-expanding projects over the next 7 years. Another \$19.5 million is allocated for major component upgrades which also help expand the capacity of the system. Fully one half of the capital plan's funding is allocated to the category "Customer Service." This category includes distribution line extensions, meters, transformers, and other improvements directly related to the geographical expansion of the service area and to the connection of new customers to the system. The remainder of the program is divided between the categories of "Assets Management" and "Capital Outlay," which support the operation and maintenance of the system.

Funding for the PUD's capital program is provided primarily from charges for service. Bonds can be issued against future revenues from rate charges to customers to raise the capital needed for major system upgrades and expansions, such as new transmission lines and substations. Most of the "customer work" portion of the capital program is funded directly by the customer, whether it is distribution system expansion to serve a new subdivision or a new transformer to serve a new industrial customer. The PUD's capital funding sources are generally stable and reliable, although they can be impacted by the cost of purchasing outside power. Those costs increased significantly in 2001 and are reflected in current purchase agreements and rates, although no funding shortfalls that would threaten needed improvement projects are currently anticipated. PDS will continue to monitor the situation.

Adequacy of Regulatory Mechanisms

All of the public facilities addressed in this statement are the subject of regulatory provisions within Snohomish County Code. Transportation facilities are subjected to a formal "concurrency" test as part of the development review process. Roads, parks and schools are supported by impact fees required of development to provide fiscal support for land acquisition and facility development. Water, sewer and electric power are subjected to a de facto concurrency review because these facilities must be available and adequate to provide service before development permits within the UGAs will be approved. More detail on the relevant regulations for each facility is provided below.

Roads/Transit Routes The County has adopted a transportation concurrency system through Snohomish County Code (SCC) Chapter 30.66B SCC that restricts development if the level of service on a transportation facility falls below the adopted level of service standard. This regulatory system supplements the construction program of the County to assist in assuring that new development will be supported by adequate facilities as defined by the adopted level of service standard. This concurrency system incorporates the level of service adjustments for transit compatibility as set forth in the Transportation Element.

The County's concurrency management system works as follows; When a segment of arterial road falls below the adopted level of service or, within six years, is forecasted to fall below adopted LOS, and there are no projects programmed to raise the level of service within six years, that segment is designated as an "arterial unit in arrears." No development can be approved; which would add three or more peak hour trips to an arterial unit in arrears until additional capacity is funded to raise the level of service to the adopted standard. In addition, developments generating more than 50 peak-hour trips must look at future conditions to evaluate whether or not they will cause an arterial unit to fall into arrears or impact an arterial unit expected to fall into arrears within six years. If a unit in arrears is improved to its maximum extent and there is no effective way to add additional capacity, the unit may then be determined by the County Council to be at "ultimate capacity". Development would only be permitted under restricted circumstances in this condition.

The County monitors the level of service on each County arterial and summarizes this in a report issued at least once a year. The most-recent edition was issued in April, 2003 and addresses the level of service on county arterial units as of March 31, 2003. As of this statement of assessment, the County has one arterial unit designated as "ultimate capacity" and another seven arterial units in arrears.¹ Note that six of these seven arterial units connect with a State highway. None of these units are in areas that are "transit compatible" as defined by the Transportation Element.

In the six cases, motorists traveling on the County arterial, attempting to turn on to the State highway or cross the State highway experience more delay, on average, than the County tolerates under its adopted level-of-service standard. Since these State

¹ While the April 2003 report identified six units in arrears, one has been subsequently added to this status.

Intersections are not under County jurisdiction, the County cannot unilaterally construct improvements. Consequently, the problem is not related to any potential shortfalls in County revenue.

Nonetheless, in all such cases, the provisions of the County's concurrency system will restrict development until the level of service is restored (or a financial commitment is in place to restore it within six years). Where possible, the County will make improvements or implement strategies through its own TIP, but the State ultimately controls what improvements are made to its highways and intersections. The County will continue to initiate the identification and determination of feasible improvements to remedy the deficiencies and to work with the state to coordinate improvements on the State System.

As part of its on-going program planning efforts, the Public Works Department also evaluates its various programs to improve their effectiveness. The County's concurrency management system (CMS) continues to be refined. In 2001 extensive code changes were made to make the CMS more sensitive to developments "in the pipeline." Certain other administrative changes were made in 2001 in the way the current CMS is implemented. More recent improvements include:

- Refinements to the pipeline database providing improved tracking of developments that have been previously been deemed concurrent.
- Adoption of a new Policy 4218, "Making Concurrency Determinations"

Surface Water Facilities. The adopted level of service for surface water management requires that all new development and construction meet the requirements of UDC 30.63A of the Snohomish County Code, except in the Lake Stevens Urban Growth Area, which also requires some public investment in surface water infrastructure to meet the adopted level of service. This performance-based level of service is achieved through requirements in the approval of permits for both new private development and public construction projects and through public funding of specific required surface water projects in the Lake Stevens UGA. All new construction is subject to the requirements of UDC 30.63A. Their implementation, along with approval of SWM funding for the Lake Stevens UGA infrastructure investment, ensures "that those public facilities and services necessary to support development shall be adequate to serve the development at the time the development is available for occupancy..." [RCW 36.70A.020(12)]

Parks and Recreational Facilities. Snohomish County has been collecting park impact mitigation from residential development under the authority of SEPA since 1991. Governed by Chapter 30.66A SCC, this program involves standardized mitigation amounts on a per unit basis for single-family and multi-family residential development. The program has generated a substantial share of the revenues available for park land acquisition and facility development, and also provides an option for land dedication in lieu of payments. Impact mitigation revenues are now a primary funding source for park projects in the county CIP. This program is currently being re-designed as a GMA impact fee program and the appropriate code amendments are being prepared for county council consideration by late 2003.

Schools. State statute, at RCW 58.17.110, requires that local authorities review plat applications to see that adequate provisions are made for a variety of public facilities, including schools. The collection of school impact fees is one important tool available to cities and counties to assist in making those provisions. Chapter 30.66C SCC provides for the payment of school impact fees by builders of new residential development to address the impacts of plats and other residential development activity on the public school system. Fees are based on information contained within each individual school district's CFP and will vary with the particular circumstances of each district. The payment of the fee is a required part of permit approval and fees are collected by Snohomish County at the building permit application stage. Impact fees alone can seldom provide enough revenue to build a new school; however, they are an important supplemental part of the school funding picture. The districts typically use fee revenues to buy and install portable classrooms, to buy sites for future schools, or to supplement the construction budget for classroom additions or similar capital projects.

Wastewater Facilities. State statute also requires that local authorities review plat applications to see that adequate provisions are made for "sanitary wastes." Snohomish County, through Chapter 32.08 SCC and other provisions of county code, requires development applications within urban areas to demonstrate that a public wastewater collection system is available and capable of serving the proposed development. A letter is generally required from the purveyor stating that the wastewater system is available and capable of serving the proposal within the district or service boundaries of public wastewater systems, which generally cover most areas within the established UGA boundaries. These reviews usually assure, not only that a public wastewater collection and treatment system is available, but that the expansion of the system into the new development will meet the purveyor's construction standards and can be dedicated for maintenance following installation. Developments with UGAs have generally not had trouble obtaining such assurances from wastewater system operators.

Water Supply Facilities. State statute, at RCW 58.17.110, requires that local authorities review plat applications to see that adequate provisions are made for a variety of public facilities, including potable water supply. Snohomish County, through Chapter 30.41A SCC and other provisions of county code, requires development applications to demonstrate that a source of potable water is available and capable of serving the proposed development. A letter is generally required from the purveyor stating that the water system is available and capable of serving the proposal within the district or service boundaries of public water systems, which generally cover most areas within the established UGA boundaries. Applicants of proposals outside of such service areas are usually required to demonstrate that ground water is available and adequate – in quantity and quality - to serve the development. These reviews usually assure, not only that public water supply is available, but that the expansion of the system into the new development will meet the purveyor's construction standards and can be dedicated for maintenance following installation.

Electric Power Facilities. Snohomish County takes into account the availability of electrical service in its decision-making process for development proposals. Specifically, Chapters 30.41A and 30.41B SCC require proof of electrical availability

before a final plat or short plat can be certified by the county. This requirement assures that adequate electrical system facilities are available or can be made available to any plat before lots are legally created and can be used for building purposes. A similar review of power availability occurs at the building permit stage.

Conclusion

Recent actions to enhance transportation revenues, combined with the planned analysis that is part of the on-going comprehensive plan update process, make any further reassessment actions unnecessary at this time.

The reviews of plan elements scheduled over the next two years as part of the GMA program review and the 10-year comprehensive plan update will provide adequate opportunity for any necessary plan adjustments. Two mechanisms already in place will allow for the monitoring of selected plan components identified above, and any necessary adjustments to the plan. A global consistency review of the county comprehensive plan that began over a year ago provides yet another opportunity to address selected capital facility-related issues. The required 10-year update to the comprehensive plan has also been started and will include an extensive review of the Transportation Element and the county CFP in the context of projected growth to the year 2025.

Public facility providers in Snohomish County appear capable of maintaining minimum LOS standards through their CIPs, based on the assessments of agency CIPs contained in the attached statements and summarized herein. School districts generally have the most difficult time implementing capital improvement programs – in large part because of the nature of the funding mechanisms available under state law and practice to support school construction projects. These problems are exacerbated for rapidly growing districts, but recent enrollment statistics and projections indicate that school enrollment has slowed significantly, particularly at the elementary level. Nevertheless, PDS will continue monitoring this situation as new district plans are prepared in 2004.

A prolonged continuation of the current economic slump could adversely affect success rates for voter-approved construction bond issues that are relied upon by school districts and that also play a role in the CIPs of other public agencies. However, a slow economy usually also produces a drop in growth rate and the resultant public facility demand that balances the drop in revenues.

Finally, the county's regulatory mechanisms also appear to be functioning as planned, adding further support to the conclusion that no reassessment is warranted. These mechanisms supplement the public agencies' capital programs to assure that development activity contributes to public infrastructure development and does not occur unless necessary public facilities are being provided to achieve at least minimum established service levels.

.....
Resource documents available for viewing (V) or sale (S) at the Department of Planning and Development Services (PDS) include the following:

- 1994-1999 (and to 2013) Capital Facility Requirements by Henderson/Young & Co. (V)
- School capital facility plans for each school district (V)
- Water and sewer system plans from individual districts and cities (V)
- PUD electric system plan and capital improvement program (V)
- Utility Inventory Report (summary report prepared by PDS) (S)
- Documents of the County's GMA Comprehensive Plan, including the General Policy Plan, the Capital Facilities Plan, and the Transportation Element (S)

Resource documents available at the Department of Public Works:

- Transportation Needs Reports
- Concurrency Reports
- Transportation Improvement Program (TIP)

Part 2. Public Works Department Statement of Assessment

This is a response to the requirement contained in Snohomish County's *Capital Facilities Plan* for a "statement of assessment" regarding the adequacy of funding and regulatory mechanisms to support minimum service levels for facilities necessary to serve development.

This *statement of assessment* carries out the County's duty under the GMA to ensure that the County is in compliance with Goal 12, and RCW 36.70A.070(3). This GMA requirement is summarized best by Goal 12 itself, which states, "that those public facilities and services necessary to support development shall be adequate to serve the development at the time the development is available for occupancy and use without decreasing current service levels below locally established minimum standards."

The *statement of assessment* considers a balance of considerations that involve not only the ability of the county to fund such services but also whether there are regulatory controls in place to ensure that development will not be permitted when the supporting facilities drop below the adopted minimum levels of service.

Specifically the CFP requires the county to consider the following:

1. Whether levels of service for those public facilities necessary for development, which are identified within the Capital Facilities Plan, will be maintained by the projects included in the CIP;
2. Whether potential funding shortfalls in necessary services provided by the County and other governmental agencies warrant a reassessment of the comprehensive plan; and
3. Whether regulatory measures are appropriately ensuring that new development will not occur unless the necessary facilities are available to support the development at the adopted minimum level of service.

No one of these tests would by itself require a reassessment of the land use plan. Instead, the determination involves a balance of these considerations to reach a conclusion on whether continued implementation of the land use plan under the existing policies of the plan would result in a significant amount of development that would not be supported by adequate facilities.

If the *statement of assessment* concludes that a reassessment is appropriate then a work program must be developed that includes the reassessment of the comprehensive plan "to ensure that the land use element, capital facilities plan element, and financing plan within the capital facilities plan element are coordinated and consistent" (RCW 36.70A.070 [e]). The reassessment will include analysis of potential options for achieving coordination and consistency.

The work program would include a reassessment of the comprehensive plan “to ensure that the land use element, capital facilities plan element, and financing plan within the capital facilities plan element are coordinated and consistent” (RCW 36.70A.070 [e]). The reassessment would include analysis of potential options for achieving coordination and consistency. If such a reassessment is required there are a range of options to consider:

- “Reduce the standard of service, which will reduce the cost; or
- Increase revenues to pay for the proposed standard of service (higher rates for existing revenues, and/or new sources of revenue); or
- Reduce the average cost of the capital facility (i.e., alternative technology or alternative ownership or financing), thus reducing the total cost, and possibly the quality; or
- Reduce the demand by restricting population (i.e., revise the land use element), which may cause growth to occur in other jurisdictions;² or
- Reduce the demand by reducing consumption (i.e., transportation demand management, recycling solid waste, water conservation, etc.), which may cost more money initially, but which may save even more money later; or
- Any combination of [the options listed above].

Reassessments should be undertaken only when there is substantial risk that the implementation of the plan would be frustrated if basic plan amendments were not made because many of these considerations directly involve policies set forth in the adopted comprehensive plan, .

2a. Surface Water Management.

This section of this assessment describes the County’s surface water management program in relationship to the adopted levels of service for surface water management.

The adopted level of service for surface water management requires that all new development and construction meet the requirements of UDC 30.63A (formerly Title 24) of the Snohomish County Code except in the Lake Stevens Urban Growth Area, which also requires some public investment in surface water infrastructure to meet the adopted level of service. This level of service is achieved through requirements in the approval of permits for both new private development and public construction projects and through public funding of specific required surface water projects in the Lake Stevens UGA. All new construction is subject to the requirements of UDC 30.63A. Their implementation, along with approval of SWM funding for the Lake Stevens UGA infrastructure investment, ensures that the adopted level of service is in place at the time new development is available for occupancy.

The adopted standard does not depend directly on public appropriations, except within the Lake Stevens UGA. It does, however, indirectly require appropriation of funds to

² Since the County cannot reduce the overall population allocation to the County, this would consist - as a practical matter - of readjusting population allocations between or within various urban growth areas.

provide this LOS in the construction of County projects, the major category of which is the road fund. All the road construction projects included in the 2003-08 TIP include the estimated costs of complying with the standards of UDC 30.63A in its present form.

Funding for surface water management facilities has exceeded the investment targets originally considered in the County's Comprehensive planning process, in addition to exceeding the adopted LOS. The need assessments prepared for the General Policy Plan (generally known as the Henderson and Young Report) identified a preferred investment target of \$25 million over a six-year period.³ The County Council in adopting the first CFP for the comprehensive plan adopted a lower minimum target of \$8.35 million over a six-year period.⁴ This CIP identifies a total of \$31 million in capital projects, including bond and loan repayments for past capital projects, over the next six years, exceeding the adopted minimum target, as the CIP has in each of the previous years since 1995.

New requirements affecting the management of surface water in new development to comply with the Endangered Species Act and the Clean Water Act are being developed, but have not been adopted by the county as GMA related levels of service.

2b. Road Fund

This section of the "statement of assessment" summarizes the County's ongoing evaluation of whether or not its funding of road construction projects and its concurrency regulatory program are adequate to support planned development including:

- Whether levels of service for those public facilities necessary for development, which are identified within the Capital Facilities Plan, will be maintained by the projects included in the Capital Improvement Program (CIP);
- Whether potential funding shortfalls in necessary services provided by the County and other governmental agencies warrant a reassessment of the comprehensive plan; and
- Whether regulatory measures are appropriately ensuring that new development will not occur unless the necessary facilities are available to support the development at the adopted minimum level of service.

Adequacy of Road Funds To Meet Roadway and Transit Route Levels of Service

The County's 1995 Growth Management Act (GMA) Transportation Element (1995 TE) adopts transportation level of service (LOS) standards and identifies major road projects needed to support the development planned in the County's comprehensive plan. The design of these roadway projects, when plausible, incorporates design measures to support transit compatibility criteria established in the transportation element for transit route levels of service. The next six-year period of the 1995 TE is implemented in the 2004-2009 Transportation Improvement Program (TIP) that is referenced in the 2004-

³ Capital Facility Requirements 1994-1999, Snohomish County, Washington, March 17, 1994 page 150.

⁴ 1995-2000 Capital Facility Plan, A Component of the Snohomish County GMA Comprehensive Plan, Snohomish County, 1995, page 52.

2009 CIP. Appendix D of the Transportation Needs Reports (TNR) tracks a subset of those 1995 TE major projects considered necessary to maintain the County's adopted level of service. Those projects also provide the basis for determining the cost basis for the County's GMA transportation impact fees and are thus referred to as the "impact fee projects."

Appendix D of the TNR is updated as needed, but typically at least once each year, to reflect changes in the impact fee projects (e.g., annexations, scope changes, cost changes). The most recent update was in December 2002 and indicates that the estimated total cost to construct the impact fee projects is \$297 million dollars.

Appendix G of the TNR, last updated in June, 2003 and attached below, provides a financial forecast and plan that shows that there is fiscal capacity in the road fund to fund these projects. The next six-year period of this plan is implemented in the 2004-2009 Transportation Improvement Program (TIP) that is referenced in this CIP.

Over the past two years, the passage of Initiative 747 and Initiative 776 created challenges in ensuring that adequate revenues are available to fund the road capacity projects identified in the Transportation Element. A series of steps have been taken over the past two years by both the Snohomish County Council and Washington State Legislature to provide mechanisms and opportunities to maximize revenues and make the necessary improvements. These steps included legislative action to increase the state gas tax, the potential creation of the Regional Transportation Investment District by the Puget Sound counties (King, Pierce, Snohomish), and the March, 2002 increase in the Snohomish County transportation mitigation fees.

These events create a viable fiscal strategy, consistent with the Transportation Element, which, if successfully implemented, will provide the funding necessary to implement the capacity improvements identified in the Transportation Element. This potential is illustrated in the current TNR Appendix G, June 2003, (attached) which incorporates these measures. There is now a feasible strategy in place to provide the funding needed to implement the capacity projects in the Transportation Element because of the changed fiscal picture created by the past and prospective actions described above.

Any strategy of this type involves some uncertainty of its successful implementation. The adequacy of the fiscal resources of the County to implement the capacity projects in the Transportation Element may still need reassessment should some elements of this strategy not succeed. The county has embarked on a comprehensive update of its comprehensive plan to accommodate forecasted growth to the year 2025. This update, by design, will require a complete reevaluation of the county's land use pattern, transportation levels of service and its fiscal capacity to support that LOS. This update will also provide the same type of analysis set forth in the reassessment work program.

Regulatory Mechanisms: Transportation Concurrency

The County has adopted a transportation concurrency system through Snohomish County Code (SCC) Chapter 30.66B SCC that restricts development if the level of service on a transportation facility falls below the adopted level of service standard. This regulatory system supplements the construction program of the County to assist in assuring that new development will be supported by adequate facilities as defined by the adopted level of service standard. This concurrency system incorporates the level of service adjustments for transit compatibility as set forth in the Transportation Element.

The County's concurrency management system works as follows: when a segment of arterial roadway falls below the adopted level of service, or within six years is forecast to fall below the adopted level of service standard, and there are no projects programmed to raise the level of service within six years, that segment is designated as an "arterial unit in arrears." No development can be approved, which would add three or more peak hour trips to an arterial unit in arrears until additional capacity is funded to raise the level of service to the adopted standard. Developments generating more than 50 peak-hour trips must look at future conditions to evaluate whether or not they will cause an arterial unit to fall into arrears or impact an arterial unit expected to fall into arrears within six years. If a unit in arrears is improved to its maximum extent and there is no effective way to add additional capacity, the unit may then be determined by the County Council to be at "ultimate capacity". Development would only be permitted under restricted circumstances in this condition.

The County monitors the level of service on each County arterial and summarizes this in a report issued at least once a year. The most-recent edition was issued in April, 2003 and addresses the level of service on county arterial units as of March 31, 2001. As of this statement of assessment, the County has one arterial unit designated as "ultimate capacity" and another seven arterial units in arrears.⁵ Note that six of these seven arterial units connect with a State highway. None of these units are in areas that are "transit compatible" as defined by the Transportation Element.

In the six cases, motorists traveling on the County arterial, attempting to turn on to the State highway or cross the State highway experience more delay, on average, than the County tolerates under its adopted level-of-service standard. The County cannot unilaterally construct improvements because these State Intersections are not under County jurisdiction. Consequently, the problem is not related to any potential shortfalls in County revenue.

The provisions of the County's concurrency system will still restrict development until the level of service is restored (or a financial commitment is in place to restore it within six years). The County will make improvements or implement strategies where possible, through its own TIP, but the State ultimately controls what improvements are made to its highways and intersections. The County will continue to initiate the identification and

⁵ While the April 2003 report identified six units in arrears, one has been subsequently added to this status.

determination of feasible improvements to remedy the deficiencies and to work with the state to coordinate improvements on the State System.

The Public Works Department also evaluates its various programs to improve their effectiveness as part of its on-going program planning efforts. The County's concurrency management system (CMS) continues to be refined. Extensive code changes were made in 2001 to make the CMS more sensitive to developments "in the pipeline." Changes in the way the current CMS is implemented were also made in 2001. More recent improvements include:

- Refinements to the pipeline database providing improved tracking of developments that have been previously been deemed concurrent.
- Adoption of a new Policy 4218, "Making Concurrency Determinations"

Attachment to Public Works Report

[from Appendix G of the Transportation Needs Report (TNR) June, 2003]

Revenue and Expenditure Forecasts in Millions of Dollars

	2003 TNR Appendix G
Forecast Revenues	
Traditional Revenues	763
New Authorities	132
Grant Project Revenues	230
Impact Fees	75
RID and Other Aggressive Developer Contributions	11
Fund Balance Use	37
Total Forecast Revenues	1,247
Forecast Expenditures	
Operating Expenses	598
TE Major Capacity (Impact Fee) Projects	318
TE Other Major Projects (Not Fee)	129
TE Non-Motorized Component	13
Six-Year TIP Money to other Projects	107
Other Construction (Non-Capacity)	81
Total Forecast Expenditures	1,247
Unfunded Other Other Construction (Non-Capacity)	47

Explanation of Revenue and Expenditure Forecasts

Item in Appendix G	<u>Explanation</u>
Forecast Revenues	Year 2003-2012 forecast transportation revenues from all sources in nominal dollars
Traditional Revenues	Traditional Revenues consists of local revenues generated for the road fund, excluding construction grants and mitigation. Each year the various categories of local revenue to the road fund are forecast for six years in the process of developing the annual six-year TIP. The assumptions used in that forecast are extended to 2012 to produce a 2012 forecast of "Traditional Revenues." . . . It assumes new construction will continue to be added to the tax base at the same rate as it occurred during the last 12 years inflation and application of the 101% limitation for property taxes each year.
New Authorities	Potential funding opportunities provided by the regional funding program passed by the 2002 legislature.
Grant Project Revenues	This category consists of construction grants for road projects. It uses a 50% Grant ratio. Since 1990 it has exceed 50% of the annual construction program every year averaging over 70% for the entire period.
Impact Fees	Incorporates the 30% increase passed in 2002 and assumes another CPI based increase in six years.
RID and Other Aggressive Developer Contributions	Anticipates an aggressive RID program. Anticipates capturing 50% of the funding of projects that appear to have characteristics appropriate for RID financing.
Fund Balance Use	Available fund balance.
Total Forecast Revenues	Sum of all revenues
Forecast Expenditures	Year 2003-2012 forecast expenditures in nominal dollars.
Operating Expenses	See 1995 Transportation Element (TE), page 109. This category of expense includes maintenance of existing transportation facilities and Department of Public Works operational activities (e.g., Administrative functions, Planning functions, Financial functions). It is forecast in the same fashion as traditional revenues described above. It assumes a reduction in the rate of growth of these costs.
TE Major Capacity (Impact Fee) Projects	See 1995 TE, page 107. These two categories of expenses include the main funding for major road widenings and new alignments. The first category, "Major Capacity" includes projects that are part of the impact fee cost basis. The "Other Major Projects" are those that are not in the impact fee cost basis. The cost estimates for these projects come from the most recent update of the Transportation Needs Report. Includes projects identified in two recently adopted sub-area plans, the Lake Stevens UGA Plan, and the Mill Creek East UGA plan.
TE Other Major Projects (Not Fee)	

Snohomish County 2004-2009 Capital Improvement Program

TE Non-Motorized Component	See 1995 TE, page 108. This category includes the nominalized costs of the Bikeways and Transit-related Walkways identified in the 1995 TE.
03 TIP Money to other Projects	Assumes that funding planned for non-capacity projects in the TIP will be expended, making those funds unavailable for capacity needs.
Other Construction	See 1995 TE, page 109. This amount of funds allocated to this category is the difference between total forecast revenues and the expenditures under the previous five categories.
Total Forecast Expenditures	Equals total forecast revenues.
Unfunded Other Projects	Difference between total forecast revenues and total 2003-2012 nominalized expenditures identified in the 1995 TE. Assumes that spending levels from 1995 until the present met TE targets.

Part 3. Department of Parks and Recreation Statement of Assessment

This Statement of Assessment is in response to the requirement contained in the *Snohomish County Capital Facilities Plan – Year 2000 Update* for a “Statement of Assessment” addressing the adequacy of funding regulatory mechanisms to support minimum levels of service for facilities designated necessary to serve development.

This Statement of Assessment focuses on the County’s responsibility under the GMA to ensure that the County is in compliance with Goal 12 of the GMA and RCW 36.70A.070(3). This GMA requirement is summarized best by Goal 12 itself, which states, “that those public facilities and services necessary to support development shall be adequate to serve the development at the time the development is available for occupancy and use without decreasing current service levels below locally established minimum standards.”

The Statement of Assessment considers a balance of considerations that involve not only the ability of the County to fund such services, but also whether there are regulatory controls in place to ensure that development will not be permitted when the supporting facilities drop below the County’s adopted levels of service.

The Capital Facilities Plan requires the County to consider the following:

- a. Whether levels of service for those public facilities necessary for development, which are identified within the Capital Facilities Plan, will be maintained by the projects included in the CIP;
- b. Whether potential funding shortfalls in necessary services provided by the County and other governmental agencies warrant a reassessment of the comprehensive plan; and
- c. Whether regulatory measures are appropriately ensuring that new development will not occur unless the necessary facilities are available to support the development at the adopted level of service.

No one of these tests would, by itself, require a reassessment of land use plans or the Comprehensive Park and Recreation Plan. The determination involves a balance of these considerations to determine whether continued implementation of the land use plan or of the Comprehensive Park and Recreation Plan under the existing policies would result in a significant amount of development that would not be supported by adequate park facilities.

If the Statement of Assessment concludes that a reassessment is appropriate, then a work program must be developed that includes a reassessment of the County’s comprehensive plan, which includes the Comprehensive Park and Recreation Plan, “to ensure that the land use element, capital facilities plan element, and financing plan within the capital facilities plan element are coordinated and consistent” (RCW 36.70A.070 [e]). The

reassessment will include an analysis of potential options for achieving coordination and consistency.

If such a reassessment is required, there is a range of options to consider:

- “Reduce the standard of service, which will reduce the cost; or
- Increase revenues to pay for the proposed standard of service (higher rates for existing revenues, and/or new sources of revenue); or
- Reduce the average cost of the capital facility (i.e., alternative technology or alternative ownership or financing), thus reducing the total cost, and possibly the quality; or
- Reduce the demand by restricting population (i.e., revise the land use element), which may cause growth to occur in other jurisdictions; or
- Reduce the demand by reducing consumption (i.e., transportation demand management, recycling solid waste, water conservation, etc.), which may cost more money initially, but which may save even more money later; or
- Any combination of [the options listed above].”

Reassessments should be undertaken only when there is substantial risk that the implementation of the plan would be frustrated if basic plan amendments were not made because many of these considerations directly involve policies set forth in the adopted comprehensive plan.

Department of Parks and Recreation

The 2001 Comprehensive Park and Recreation Plan for Snohomish County has recommended that, as per the selection of potential services listed in Goal 12 of GMA, community parks be designated as necessary for development. The 2001 Comprehensive Park and Recreation Plan for Snohomish County, adopted by the County Council in December 2001, set the policy direction in this regard and lead to like actions in the Capital Facilities Plan and Capital Improvement Plan. Designating parks as necessary for development also provides the opportunity to amend Chapter 30.66A SCC, park mitigation, changing it from a SEPA-based mitigation program to a GMA-based mitigation program.

The 2001 Comprehensive Park and Recreation Plan for Snohomish County proposes a level of service methodology that takes into consideration an inventory of existing facilities, community demand for property acquisition and facilities, projections of population growth, geography, and estimation of future revenues.

The following summaries are based on requirements of the Capital Facility Plan:

1. The levels of service proposed in the 2001 Comprehensive Park and Recreation Plan for Snohomish County meet the first test required by the Capital Facility Plan. The projects proposed in the Capital Improvement Plan will maintain the identified park levels of service. Park acquisition and facility development projects projected through the six-year horizon of the Capital Improvement Plan are designed to meet the proposed park levels of service addressing the needs of existing and projected future population growth both in terms of numbers and geographic distribution.
2. There are no projected shortfalls in necessary park services that will warrant a reassessment of the comprehensive plan as per the second test. Parks is projected to generate \$21 million in revenue through park mitigation fee revenues and Real Estate Excise Tax revenues allocated by the County Council through the annual budget process over the six-year period covered by the Capital Improvement Plan. These revenues will support \$21 million of property acquisition and facility development projects addressing the park and recreation needs of the existing population and new development. The Snohomish County Department of Parks and Recreation has established partnerships with youth sports associations some of which have contributed significant funding to the creation or rehabilitation of sports fields. Future partnerships will only add to the facility development resources available to Parks. A downturn in the economy or a slowing of growth due to other factors may negatively effect the projected revenue stream, however, success in garnering grant revenue through the State of Washington Interagency Committee for Outdoor Recreation, the Salmon Recovery Board, the Department of Natural Resources and the federal government through the National Park Service or the TEA-21 program may be available to make up any shortfall. These grants have not been factored into the projected revenue stream. The Snohomish County Department of Parks and Recreation has a history of success in grant writing resulting in acquisition and development projects that from 30% to 50% of project costs are covered by non-county revenue. There are no projected shortfalls in necessary park services that will warrant a reassessment of the comprehensive plan based on this history.
3. There is no evidence that necessary park facilities will be unavailable to support the development at the adopted minimum levels of service, a consideration required by the third test. The property acquisition and park development program projected through the six-year horizon of the Capital Improvement Plan are designed to meet the proposed park levels of service addressing the needs of existing and projected future population growth both in terms of numbers and geographic distribution.

Snohomish County regulations in place since 1991 and contained at 30.66A SCC (formerly Title 26A) require that residential development contribute to the development of the park system through a mitigation payment or in-kind contribution of land or facilities. The county is currently considering amendments that would convert this fee program to a GMA-based impact fee program founded on the 2001 Comprehensive Park and Recreation Plan. These regulations ensure that the growth in parks demand

attributable to new development produces a corresponding increase in park development resources.

A balanced review of these considerations concluded that, under existing policies and programs, the CIP and the county regulatory mechanisms will ensure that new development would be supported by adequate park facilities.

Part 4. Statement of Assessment for Facilities of Other Agencies

Snohomish County's capital facilities plan identifies several types of capital facility systems not provided directly by the county that are necessary to support development. The list of these facilities differs for urban and rural areas. The rural areas list includes public schools and electric power. The urban areas list expands to include public water supply and public wastewater systems. Each of these public facility systems – their capital funding situations and the regulatory mechanisms available to the county to help provide these facilities – is addressed in this statement.

4a. Public Schools

School districts have engaged in formal capital facility planning for many years, particularly the larger districts and districts serving growing communities. The primary objective of the districts in their capital facility planning in the past, was to meet state eligibility requirements for construction matching funds, and to support bond issues and improve district bond ratings, thereby lowering interest rates. School districts serving Snohomish County have also been preparing capital facilities plans (CFPs) pursuant to state GMA requirements since 1998, for the purpose of qualifying for school impact fees authorized under RCW 82.02 and Chapter 30.66C SCC (formerly Title 26C).

The level-of-service (LOS) standards for public schools are established in each school district's CFP. In addition to building construction, these standards often address such things as maximum class size, optimum school capacity, and the use of portable classrooms. Some standards are set by the state and are fairly uniform across the state. Others are subject to local discretion and may vary widely from district to district. Every two years Snohomish County school districts prepare GMA-compliant capital facilities plans, submit them for review and adoption by the county, and undertake construction projects from these plans. School CFPs also provide the technical and legal basis for the calculation and imposition of school impact fees, which Snohomish County collects from residential developments within unincorporated areas under the authority of Chapter 30.66C SCC.

The first school capital facilities plans formally adopted by Snohomish County were prepared by the school districts in 1997-98. Provisions of Chapter 30.66C SCC require all school districts wishing to collect impact fees must prepare new capital facilities plans and submit them for adoption by County Council at least every two years. School district plans were last updated by the districts and adopted by the County in 2002. The districts will be preparing new CFPs for review by the county's School Technical Review Committee in 2004. These new district plans, in addition to updating enrollment forecasts, student factors, and other data for impact fee calculations, also provide important insight into the implementation of the previous district plans. They will be reviewed by the Planning Commission and submitted to the County Council for adoption concurrently with the county's budget and CIP.

CIP and LOS Linkage. Each school CFP includes a description of the district's program-related educational standards that relate to school capacity. These standards typically include a maximum classroom size, which is a key part of the district's preferred level of service. Most Snohomish County school districts have a target level of service (LOS) to house all students in permanent classrooms. However, the districts also recognize the need for portable classrooms to provide interim school capacity while permanent capacity is being designed and brought on line – particularly during periods of high enrollment growth. Most district plans reflect the continued use of portable classrooms. A district's minimum acceptable LOS is usually expressed as a certain minimum average class size for basic elementary, middle, and high school classes.

The 6-year CIP within each district's plan typically includes a mix of new permanent school facilities and the installation of new or relocated portable classrooms. If carrying out the CIP results in fewer numbers or a smaller percentage of students housed within portables, the district is progressing towards its preferred LOS. However, if more students or a greater percentage of students are expected to be housed in portables at the end of the 6-year CIP, the district will experience a decline in its LOS. In this case, the district would still meet or exceed its minimum LOS standard as long as a combination of portable classrooms and permanent school facilities can accommodate all students in classes of less than maximum size.

The state's practice of allocating scarce matching construction funds requires school districts to demonstrate that "un-housed" students will justify a new school or a school addition before it will consider the district eligible for these funds. It results in school CIPs that routinely show construction projects lagging behind the demand for space. This generally requires districts to undergo a short-term decline in LOS before a new construction project comes on line. However, if a district is able to complete its construction projects according to the planned timetable, it will often moderately reduce the percentage of students in portable classrooms - at least over the long-term.

CIP Funding. Each school district's CFP includes a six-year financing plan (or CIP) as required by the GMA. The CIP is similar to those adopted by counties and cities – it identifies projects, costs and funding sources. There are two primary sources of construction funds for public schools: local voter-approved bond issues based on property tax levies and state matching funds. These primary sources may be supplemented by other local funds, such as those generated by the sale of assets and by impact fee collections. The school CFPs generally indicates whether a particular capital project is to be funded by the proceeds from an approved bond measure or by a future bond issue not yet approved by the voters. It will also indicate whether and how much state matching funds are anticipated. Virtually all school CIPs contain a degree of uncertainty because voter approval of future bond issues cannot be assured.

Snohomish County school districts have been generally successful in recent years in passing bond measures needed to fund school construction projects. This is an indication that the county's school districts are capable of accurately preparing and implementing credible CFPs. None of the school districts have expressed any extraordinary concerns about the passage of any upcoming bond issues in their 2002-2007 CFPs.

Bond failures are always a cause of concern for school districts because enrollment exceeds permanent school capacity in many schools throughout the county. However, the many school districts have seen its overall enrollment growth slow in recent years. Current enrollment projections in the 2002-2007 CFPs are significantly lower than those in the 2000-2005 CFPs. This is evidenced by a lowering of school impact fees by an average of approximately 47% for single family home units in 10 of the 14 school districts that participate in the impact fee program. Three school districts did raise their single-family impact fee to accommodate new growth by an average of approximately 19%. Changes in housing occupancy patterns also resulted in some districts increasing their multi-family fees.

The school districts will be developing new CFPs for county adoption in 2004. This will present an opportunity for any districts having particular difficulty funding their CIP projects to make appropriate adjustments. The county's review and adoption process constitutes a regular programmed reassessment of this particular component of the comprehensive plan.

The school districts, collectively, appear to be carrying out their CIPs sufficiently to achieve at least their minimum classroom size service levels based on the information in the 2002 CFPs. A number of districts have seen their portable classrooms increase over the past 2 years. The slowing enrollment growth patterns around the county and the region could reduce this need over the next few years. This situation will be carefully monitored as the 2004 school CFPs are developed, adopted, and implemented.

Regulatory Mechanisms. Chapter 30.66C SCC was transformed in 1999 from a SEPA-based program to a GMA development regulation. It provides for the payment of school impact fees by builders of new residential development to address the impacts on the public school system. Fees are based on information contained within each individual school district's CFP and will vary with the particular circumstances of each district. Fees currently range from zero to \$4,174 per single-family dwelling unit. The new fee schedule took effect in January 2003, based on the new CFPs adopted in December 2002.

The payment of the fee is a required part of permit approval and fees are collected by Snohomish County at the building permit application stage. Impact fees alone can seldom provide enough revenue to build a new school; however, they are an important supplemental part of the school-funding picture. Fee revenues are typically used by the districts to buy and install portable classrooms, to buy sites for future schools, or to supplement the construction budget for classroom additions or similar capital projects.

Schools are not a "concurrency facility" within the County's GMA Comprehensive Plan, so there is no concurrency management system for schools in Chapter 30.66C SCC as there is for transportation in Chapter 30.66B SCC. However, school districts are provided the opportunity to comment on residential development proposals within their district boundaries as a part of the County's development application review process. State statute, at RCW 58.17.110, directs local authorities to review plat applications to see that adequate provisions are made for a variety of public facilities, including schools

and walkways to ensure safe walking conditions for school children. This creates an opportunity – either through SEPA or as part of the development approval process – to secure from the development additional off-site facilities, such as bus pullouts or walkways that assist the schools in achieving their mission.

Conclusions. School districts in Snohomish County are engaging in capital facilities planning that is consistent with GMA requirements and with the County's own GMA Comprehensive Plan. School districts have generally demonstrated an ability to pass their construction bond measures and thereby, to implement their CFPs. County regulations authorize the collection of school impact fees to assist school districts in providing necessary facilities, and the county has exercised this authority for several years. School facilities needed to achieve at least a minimum level of service standard for classroom size at the overall district level are being provided through this combination of school district funding and county regulations. Despite recent slowing of enrollment growth, the situation calls for continued monitoring because of the weak local economy and the concerns expressed by a few school districts in prior years concerning their ability to provide adequate facilities.

4b. Electric Power

Snohomish County residents and businesses receive electric power from the Snohomish County Public Utility District #1 (the PUD) – the largest publicly owned utility in the Northwest. The PUD generates a portion of its needed electric power through a co-owned hydroelectric facility within the county and a co-owned coal-fired plant in central Washington. It also purchases power generated at a co-generation facility in Everett, as well as from the Bonneville Power Administration (BPA), and on the open wholesale power market, as required. The PUD prepared a long-range (20-year) system plan in the mid-1990s that forecasted power demand from 1996-2016 and identified system improvements necessary to meet that demand.

CIP and LOS Linkage. The PUD provides electric power to all residences and businesses throughout the county. The PUD is required, under its charter, to make service available to all residential units and commercial establishments around the county. The PUD must also meet certain performance standards established at the state and federal level. The PUD's last projections showed an increase of 55,800 customers in the system's total customer base (both residential and commercial) between 2001 and 2007. The current economic slowdown may produce a smaller forecast in the PUD's next CIP. A number of system improvements – both new facilities and upgrades to existing facilities – are planned to accommodate this anticipated increase in demand. The timetable for completing these improvements may be extended in response to the current economic conditions.

The PUD is a regulated public utility that must obtain approval from a state commission for any increase in power rates. The PUD's planning documents, including its 2001-2007 Capital Program, also outline the PUD's objectives or service standards for reliability and quality. The PUD's 7-year capital program strives to reduce the system average weather-

adjusted outage duration from 83 minutes to 79 minutes – while also meeting the additional demand of nearly 56,000 new customers. Power quality, which is affected by the quality of the system's infrastructure, is also a growing concern – primarily because of our society's growing dependency on office automation and computer-based communications. The PUD has planned improvements in its CIP to improve power quality.

System reliability is affected by, among other factors, the number and dependability of sources of supply, the layout of the transmission and distribution networks, and right-of-way maintenance practices. During the past two years, the reliability and cost stability of electrical power supply has become a major concern on a regional and national level. A sudden shortage of supply and spiking of wholesale power prices in 2000-2001 has been quickly followed by a "glut" of supply and corresponding plunge in wholesale prices, creating financial difficulties throughout the industry. These larger forces affect all system operators but there is little that can be done through capital planning or land use regulation at the local level to address the immediate regional/national power supply problem. These factors could adversely affect the PUD's ability to implement its capital improvement program so, it will bear close watching in the near term. New power generating capacity, such as the natural-gas-fired generator planned for north Everett, combined with more aggressive conservation measures, may help mitigate the volatile supply situation locally within the next few years.

CIP Funding. The PUD's 2001-2007 capital program is divided into five categories with a total capital cost over the 7 years of about \$300M. Major expansion projects are oriented to increasing the system's peak period power output, which is projected to increase at a similar pace to the projected growth in customers. About \$41M is programmed to support these capacity-expanding projects over the next 7 years. Another \$19.5 million is allocated for major component upgrades that also help expand the capacity of the system. Fully one half of the capital plan's funding is allocated to the category "Customer Service." This category includes distribution line extensions, meters, transformers, and other improvements directly related to the geographical expansion of the service area and to the connection of new customers to the system. The remainder of the program is divided between the categories of "Assets Management" and "Capital Outlay," which support the operation and maintenance of the system.

Funding for the PUD's capital program is provided primarily from charges for service. Bonds can be issued against future revenues from rate charges to customers to raise the capital needed for major system upgrades and expansions, such as new transmission lines and substations. Most of the "customer work" portion of the capital program is funded directly by the customer, whether it is distribution system expansion to serve a new subdivision or a new transformer to serve a new industrial customer.

Regulatory Mechanisms. In its review of development proposals, Snohomish County takes into account the availability of electrical service in its decision-making process. Specifically, Chapters 30.41A and 30.41B SCC require proof of electrical availability before a final plat or short plat can be certified by the County. This requirement assures

that adequate electrical system facilities are available or can be made available to any plat before lots are legally created and can be used for building purposes.

Conclusions. The availability of adequate electrical system facilities is generally not an issue in Snohomish County because of the mandates within the charter of the county's public utility provider of electrical power. The PUD does engage in capital planning and, historically, has been able to generate the fiscal resources necessary to implement its capital program. The recent rise and fall in wholesale electrical prices has created fiscal difficulties for many power companies and utilities along the west coast. Potential impacts from these price fluctuations on the PUD's ability to implement its CIP will require monitoring.

4c. Public Water Supply Systems

Service standards for public water supply systems are established by a variety of public agencies. The State of Washington, through regulations administered by the Department of Health, establishes drinking water quality standards that affect water supply systems. Casualty insurance and fire protection agencies also play a role in determining levels of service for water distribution systems that support fire suppression, as most municipal and district systems in Snohomish County do. These state regulations play a major role in establishing LOS standards. The individual purveyors may also establish additional service standards, consistent with state regulations, through their comprehensive system plans.

Public water supply and distribution facilities are provided by cities and special purpose districts in Snohomish County. The City of Everett serves as a regional water supplier through its major supply, treatment and transmission facilities in the Sultan watershed. The city's water supply complex, over the past 30 years, has been the major water supplier for a growing and urbanizing domestic market. The Everett water system helps generate more unified facility and performance standards among its system customers, which include several cities and special districts serving most urbanized populations within the county.

A city or district is generally required, under state law, to prepare a new comprehensive system plan when it needs to construct a water supply facility—transmission line, treatment facility, pump station, etc.—that is not accounted for in its current system plan. These facilities may be needed to accommodate unanticipated growth or growth occurring beyond the current plan's horizon year, in response to changes in state water quality regulations, or to address any other source of demand on the system. System plans in the growing areas of the County are generally updated every 6-8 years.

CIP and LOS Linkage. Each water system comprehensive plan typically includes a description of the purveyor's system design standards. These standards usually address the design and performance of the system's supply, transmission, and distribution components, including facilities for storage and pressure maintenance. Standards for fire flow, for example, are a primary determinant of pipe size and pipe looping in the distribution system, as are the size and location of reservoirs. These standards are

influenced heavily by fire insurance ratings, although they are a matter of local choice. They apply to facilities built by the district, as well as to facilities built by developers and other private parties that are dedicated to the district, or connected to the district's system. These standards define the LOS for the system.

Most district water plans prepared over the past 5 years have followed GMA guidelines and specifications. District plans are subject to review and approval by the counties and cities that they serve. These counties and cities are subject to the GMA and they have effectively applied GMA standards to the review of these plans. Special districts that have prepared comprehensive water plans during the past 5 years have incorporated the appropriate city and county land use and population forecasts into their projections of future demand. This review aids in achieving consistency between the County's land use plan and the district's system plan for water supply.

CIP Funding. Each water district's system plan typically includes a six to 10-year capital improvement program that corresponds to the "financing plan" required by the GMA. The CIP is similar to those adopted by counties and cities – it identifies projects, costs and funding sources to carry out the plan over the chosen time period. There are two primary sources of construction funds for large water system projects constructed by the purveyor: 1) utility local improvement district (ULID) financing that derives from special property tax assessments levied against owners within a defined district; and 2) revenue bonds backed by regular rate charges and hook-up fees levied against all system customers. These primary sources may be supplemented by other funds, such as those from state grants and loans and other locally generated sources. ULIDs typically fund projects associated with the geographical expansion of the system into a developed, but previously unserved area. Revenue bonds are typically used to fund all other types of district projects not provided by private developers. Operating funds may also be used to fund smaller projects or capital replacement programs for the distribution pipe system.

Utility funds are usually a reliable funding sources, and the purveyors in Snohomish County have all been operating their utilities for many years. Accordingly, there is no reason to expect that any district or city will experience a probable funding shortfall that could jeopardize achievement of minimum service levels. It is not uncommon for large capital projects to experience delays during design, permitting and construction. A large water supply project in South County known as the Clearview Project has been undertaken by a partnership of several water purveyors, including the City of Everett and the Alderwood Water and Sewer District. The project consists of 4 components, including a new transmission main and reservoir complex to serve the Southwest UGA. Each component was bid separately and all contracts have been awarded and construction is now nearing completion on all components.

Regulatory Mechanisms. State statute, at RCW 58.17.110, requires that local authorities review plat applications to see that adequate provisions are made for a variety of public facilities, including potable water supply. Snohomish County, through Chapter 30.41A SCC and other provisions of county code, requires development applications to demonstrate that a source of potable water is capable of serving the proposed development. A letter is generally required from the purveyor stating that the water

system is available and capable of serving the proposal if the area is within the district or service boundaries of public water systems, which generally cover most areas within the established UGA boundaries. Applicants are usually required to demonstrate that ground water is available and adequate – both quantitatively and qualitatively - to serve the development for proposals outside of UGA service areas. These reviews usually assure, not only that public water supply is available, but that the expansion of the system into the new development will meet the purveyor's construction standards and can be dedicated for maintenance following installation.

Conclusions. The cities and special districts that provide public water service to Snohomish County have a long and generally good track record of preparing and implementing capital facility programs. Most of the cities and districts that supply water to the urban growth areas have now updated their system plans at least once since the adoption of the county's comprehensive plan in 1995, and those plans are generally consistent and mutually supportive. The Everett supply system serves much of urbanized Snohomish County and serves as a de facto regional planning and coordination agency for its wholesale service area. It also controls water rights that can ensure adequate water supply for county residents for many years. State law and county code allow the County to ensure that adequate provisions are made for public water supply systems within the UGAs, and such provisions are being made. Therefore, the public water supply system is well positioned to support the growth anticipated in the comprehensive plans of the cities and the county.

4d. Public Wastewater Collection and Treatment Systems

Service standards for public wastewater systems--as with public water supply systems--are established by a variety of public agencies. The State of Washington, through regulations administered by the Department of Health and the Department of Ecology, establishes maximum contaminant levels for wastewater effluent that affect the design and location of wastewater treatment systems. The individual service purveyors also establish service standards through their comprehensive system plans. These system plans must meet the environmental and health standards established at the state and federal levels, but they also incorporate local choices about other performance features of the system, such as lift station performance and reliability.

Wastewater collection and treatment is a required public service in Snohomish County, for development within urban growth areas. It is provided by cities and special purpose districts. A city or district will generally prepare a new comprehensive system plan when it needs to construct a facility—trunk sewer, treatment facility, lift station, etc.—not accounted for in its current system plan. An operating agency must begin preliminary design on the expansion of the plant's capacity when a treatment facility reaches 80% of its rated capacity under its NPDES permit. Therefore, system planning tends to be done on an irregular basis. Most plans are updated at least every 7-10 years.

Wastewater treatment is a significant growth management issue in Snohomish County because it has evolved in a de-centralized manner and is expensive to provide. A major

treatment project called "Brightwater" is now in the advanced planning process by King County. The Brightwater project involves a major new treatment facility to serve the north and northeast portions of King County's service area. This includes much of the areas served by the Alderwood and Cross Valley Water Districts that are currently served by the West Point Treatment Plant in north Seattle. This plant will be the largest in Snohomish County and will serve much of the south half of the Southwest UGA when completed and operating (target date of 2010). After going through an extended site search and evaluation process, King County is now evaluating two final sites for the treatment plant. The final decision on the treatment plant site, as well as for the conveyance system routing and outfall location, is expected in late 2003.

CIP and LOS Linkage. Each wastewater system comprehensive plan typically includes a description of the purveyor's system design standards. These standards usually affect the treatment and collection systems, including facilities for dealing with combined system overflows, where storm and sanitary wastewater are collected in combined sewer systems. They apply to facilities built by the district, as well as to facilities built by developers and other private parties that are dedicated to the district, or connected to the district's system. These standards define the LOS for the system.

Each comprehensive wastewater system plan also includes a capital improvement program. Most district system plans prepared over the past 5 years have followed GMA guidelines and specifications although special districts are not directly subject to the GMA. District plans are subject to review and approval by the counties and cities that they serve. Since these counties and cities are bound by the GMA, they have effectively applied GMA planning standards to the review of these plans. Special districts that have prepared comprehensive wastewater plans since 1995 (and most system plans have been updated since that time) have generally incorporated the appropriate city and county land use and population forecasts into their projections of future wastewater flows.

CIP Funding. Each wastewater system plan typically includes a six to 10-year financing plan (or CIP) as required by the GMA. Each CIP is similar to those adopted by counties and cities in that they identify projects, estimated costs and funding sources. There are two primary sources of construction funds for water system projects constructed by the purveyor: utility local improvement district (ULID) financing that derives from special property tax assessments levied against owners within a defined district; and revenue bonds backed by regular rate charges and hook-up fees levied against all system customers. These primary sources may be supplemented by other funds, such as those from state grants and loans and other locally generated sources. ULIDs typically fund projects associated with the geographical expansion of the system into a developed, but previously unserved area. Revenue bonds are typically used to fund all other types of district projects not provided by private developers.

The cities and districts that serve unincorporated UGAs have capital improvement programs that call for upgrades, expansions and extensions of the major system components – trunk lines, lift stations and treatment facilities. These plans indicate that the system providers will be able to stay ahead of the projected service demands on their facilities. Significant new treatment capacity is expected to be needed in certain areas

before the year 2010 – notably in Lake Stevens and the Southwest County UGA (where the “Brightwater” project will be located). Because of the long lead times required to bring new treatment facilities on line, this will be a subject for continued scrutiny in the overall facilities monitoring process.

There is no indication in these plans of a need for any moratoria on sewer hook-ups except in the Lake Stevens Sewer District, which has been addressing some bottlenecks in its conveyance system in recent years. However, if and when critical wastewater projects encounter significant delays, such moratoria will always remain a possibility. Snohomish County has no indication that proposed funding sources for wastewater collection and treatment system projects identified in city and district plans will not be available to support those projects. Accordingly, there is no reason to expect that any district or city will experience a probable funding shortfall that could jeopardize achievement of the minimum service levels prescribed in its plan.

Regulatory Mechanisms. State statute, at RCW 58.17.110, requires that local authorities review plat applications to see that adequate provisions are made for a variety of public facilities, including “sanitary wastes.” Snohomish County, through Chapter 32.08 SCC and other provisions of county code, requires development applications within urban areas to demonstrate that a public wastewater collection system is available and capable of serving the proposed development. A letter is generally required from the purveyor stating that the wastewater system is available and capable of serving the proposal within the district or service boundaries of public wastewater systems, which generally cover most areas within the established UGA boundaries. These reviews usually assure, not only that public water supply is available, but that the expansion of the system into the new development will meet the purveyor’s construction standards and can be dedicated for maintenance following installation. Developments with UGAs have generally not had trouble obtaining such assurances from wastewater system operators.

Conclusions. The cities and special districts that provide public wastewater services to Snohomish County have a long and generally good track record of preparing and implementing capital facility programs. Operated as enterprise funds – often in conjunction with the water utility – the wastewater operators generally have a solid financial foundation for implementing their capital programs. This service is more decentralized than the water supply system in Snohomish County but, the GMA has helped produce better and more standardized system plans over the past several years. These plans now address GMA requirements and are driven by consistent population and employment forecasts developed through the SCT process. State law and county code allow the County to ensure that adequate provisions are made for public wastewater systems within the UGAs, and such provisions are being made.